

# **Residents' perceptions and attitudes about limited stakes casino gambling and its impact on community life.**

**Findings from a survey of heads of households of Deadwood, South Dakota, and Black Hawk, Central City, Cripple Creek and Grand Lake, Colorado.**

**Patrick Long, Jo Clark and Derek Liston  
College of Business and Administration  
Campus Box 419  
University of Colorado at Boulder  
Boulder, CO 80309  
(303) 492-2381**

**Supported by the State Policy Program of The Aspen Institute, Washington, D.C.  
Funded by The Ford Foundation and the W.K. Kellogg Foundation**

## Life in Deadwood -- A Resident's View

Dear Female/Male Head of Household:

Over the next few days residents of Deadwood are being asked to share their opinion about life in this community since gambling began. The purpose of this survey is to gather information that is helpful in understanding how gambling has impacted your life. This information is important to local, county, and state officials in South Dakota and to residents and officials of other rural communities across the country considering gambling.

This survey is being funded by the Aspen Institute of Washington, D.C. as part of its effort to assist states in developing policies to support rural economic development. The survey was designed and is being administered by the University of Colorado at Boulder (Dr. Patrick Long 303 492-2381) in cooperation with Black Hills State University (Dr. Jeffrey Zeiger 605 642-6341). Your candid opinions about gambling in Deadwood are critical to the success of this effort and your responses are fully confidential. We ask that you please take time to complete this questionnaire and assist in this important policy and planning effort. Should you have any questions feel free to call either of us.

Bruce Oberlander  
Mayor  
578-2600

Jeff Bloomberg  
States Attorney  
578-1707

### About the questionnaire . . .

**ONLY** a "head of household" member who is 18 years of age or older should complete this questionnaire.

Each section of this questionnaire will have instructions on how to complete that section.

Once you have completed the questionnaire please **return it only** to a person from the survey team.

*Your responses are fully confidential and no response will be attributed to any individual. You have the right not to participate, the right to omit answers to any question, and the right to withdraw from the study at any time. **THANK YOU** in advance for completing this questionnaire and helping with this important effort!*

## SECTION 1: HOW DO YOU FEEL ABOUT LIVING IN DEADWOOD?

We would like to find out how you feel about life in Deadwood. For each statement, circle the **ONE** response that indicates the extent that you agree or disagree with the statement using 1 as **STRONGLY DISAGREE** and 7 as **STRONGLY AGREE**.

	Strongly Disagree		Neutral		Strongly Agree	
I feel appreciated by the other residents	1	2	3	4	5	6 7
I feel I can contribute to politics if I want to	1	2	3	4	5	6 7
I feel like I'm an important part of Deadwood	1	2	3	4	5	6 7
Deadwood seeks my participation in civic affairs	1	2	3	4	5	6 7
I feel like I belong here	1	2	3	4	5	6 7
I feel safe here	1	2	3	4	5	6 7
My family is safe here	1	2	3	4	5	6 7
My home and possessions are secure here	1	2	3	4	5	6 7
I would like to move away from Deadwood	1	2	3	4	5	6 7
I feel very committed to working for the betterment of Deadwood	1	2	3	4	5	6 7
Not much can be said in favor of Deadwood	1	2	3	4	5	6 7
I take an active role in community affairs	1	2	3	4	5	6 7
In proportion to my annual income, I contribute a lot to local charities	1	2	3	4	5	6 7
Preserving Deadwood's history is an important part of its future	1	2	3	4	5	6 7
I try to buy most of what I need from local businesses	1	2	3	4	5	6 7
I am satisfied with Deadwood as a place to live	1	2	3	4	5	6 7
This community is an ideal place to live	1	2	3	4	5	6 7
The future of Deadwood looks bright	1	2	3	4	5	6 7
This community has good leaders	1	2	3	4	5	6 7
It is important that Deadwood maintain its National Historic Landmark status	1	2	3	4	5	6 7
People work together to get things done for Deadwood	1	2	3	4	5	6 7
I am satisfied with the quality of life in Deadwood	1	2	3	4	5	6 7

What do you **LIKE MOST** about living in Deadwood?

1. \_\_\_\_\_
2. \_\_\_\_\_
3. \_\_\_\_\_

What do you **LIKE LEAST** about living in Deadwood?

1. \_\_\_\_\_
2. \_\_\_\_\_
3. \_\_\_\_\_

Taking everything into account (family, work, leisure, self, etc.) how satisfied are you with the **QUALITY OF LIFE** in Deadwood?

1	2	3	4	5	6	7	8	9	10
Not at all					Extremely				
Satisfied					Satisfied				

## SECTION 2: HOW DO YOU FEEL GENERALLY ABOUT GAMBLING IN DEADWOOD?

For each of the following statements, circle the **ONE** response that indicates the extent to which you **AGREE OR DISAGREE** using 1 as **STRONGLY DISAGREE** and 7 as **STRONGLY AGREE**.

	Strongly Disagree		Neutral			Strongly Agree	
	1	2	3	4	5	6	7
I don't care if we have gambling in Deadwood	1	2	3	4	5	6	7
It is hard for me to accept gambling here	1	2	3	4	5	6	7
I boast about living in a gambling community	1	2	3	4	5	6	7
I personally receive <b>SOCIAL</b> benefits from gambling (improved quality of life meeting interesting people, and personal satisfaction)	1	2	3	4	5	6	7
Gambling is not appropriate for Deadwood	1	2	3	4	5	6	7
Most of the money from gambling in Deadwood goes to outsiders	1	2	3	4	5	6	7
I am embarrassed that I live in a gambling community	1	2	3	4	5	6	7
Having gambling in Deadwood is a pleasure	1	2	3	4	5	6	7
This town made the right choice to develop gambling	1	2	3	4	5	6	7
I personally receive <b>ECONOMIC</b> benefits from gambling (income, employment, lower property taxes)	1	2	3	4	5	6	7
Overall, I benefit from gambling in Deadwood	1	2	3	4	5	6	7
If we had it to do over again, I would support approval of gambling in Deadwood	1	2	3	4	5	6	7
I think the "small stakes" limit on gambling in Deadwood should be increased	1	2	3	4	5	6	7
Without gambling, Deadwood would have no future	1	2	3	4	5	6	7
Gambling has made this town a better place to live	1	2	3	4	5	6	7
Many people have moved away from Deadwood because of gambling	1	2	3	4	5	6	7
Because of gambling, traditional tourists no longer come to Deadwood	1	2	3	4	5	6	7

### SECTION 3: HAS DEADWOOD CHANGED? IF YES, WAS THAT CHANGE CAUSED BY GAMBLING?

Below is a list of community characteristics. For each of these characteristics, we would like you to answer two questions: (1) has that *characteristic* **CHANGED IN DEADWOOD IN THE LAST THREE YEARS** and (2) if you feel that characteristic has changed, **WAS THAT CHANGE CAUSED BY GAMBLING?**

Scale for Change: 1 = Large Decrease, 3 = No Change, 5 = Large Increase, or ? = Don't Know

Scale for Cause: 1 = Yes, 2 = Partially, 3 = No, or ? = Don't Know

Characteristic	CHANGE IN DEADWOOD IN THE LAST THREE YEARS						WAS CHANGE CAUSED BY GAMBLING			
	Large Decrease		No Change		Large Increase	Don't Know	Yes	Partially	No	Don't Know
personal income of local residents	1	2	3	4	5	?	1	2	3	?
level of traffic congestion	1	2	3	4	5	?	1	2	3	?
number of jobs for local residents	1	2	3	4	5	?	1	2	3	?
variety of shopping stores	1	2	3	4	5	?	1	2	3	?
revenue generated in the local economy	1	2	3	4	5	?	1	2	3	?
amount of local property taxes collected	1	2	3	4	5	?	1	2	3	?
number of driving hazards in the area	1	2	3	4	5	?	1	2	3	?
opportunities to meet interesting people	1	2	3	4	5	?	1	2	3	?
variety of entertainment	1	2	3	4	5	?	1	2	3	?
size of crowds in public areas of town	1	2	3	4	5	?	1	2	3	?
variety of restaurants	1	2	3	4	5	?	1	2	3	?
resident awareness of local culture and heritage	1	2	3	4	5	?	1	2	3	?
amount of income going to local businesses	1	2	3	4	5	?	1	2	3	?
restoration and protection of historical buildings or structures	1	2	3	4	5	?	1	2	3	?
noise levels	1	2	3	4	5	?	1	2	3	?
quality of the natural environment	1	2	3	4	5	?	1	2	3	?
number of jobs available for people with my education and skills.	1	2	3	4	5	?	1	2	3	?
number of jobs available for people with education and skills like my spouse/partner's	1	2	3	4	5	?	1	2	3	?
number of jobs for young adults	1	2	3	4	5	?	1	2	3	?

Did you fill out both columns for each characteristic where appropriate?

## SECTION 3 (CONT):

CHANGE IN DEADWOOD  
IN THE LAST THREE YEARSWAS CHANGE  
CAUSED BY GAMBLING

<i>Characteristic</i>	CHANGE IN DEADWOOD IN THE LAST THREE YEARS						WAS CHANGE CAUSED BY GAMBLING			
	Large Decrease		No Change		Large Increase	Don't Know	Yes	Partially	No	Don't Know
number of serious crimes in the area	1	2	3	4	5	?	1	2	3	?
cost of living in Deadwood	1	2	3	4	5	?	1	2	3	?
quality of services (e.g., police, fire, medical, utilities)	1	2	3	4	5	?	1	2	3	?
amount of local sales taxes collected	1	2	3	4	5	?	1	2	3	?
opportunities to learn about other people and cultures	1	2	3	4	5	?	1	2	3	?
wildlife (plants, birds, animals) in the area	1	2	3	4	5	?	1	2	3	?
demand for historical activities and programs	1	2	3	4	5	?	1	2	3	?
ability of services to meet demand (e.g., police, fire, medical, utilities)	1	2	3	4	5	?	1	2	3	?
variety of cultural facilities and activities	1	2	3	4	5	?	1	2	3	?
financial resources of service agencies	1	2	3	4	5	?	1	2	3	?
size of crowds that affect your enjoyment of activities in public places	1	2	3	4	5	?	1	2	3	?
quality of recreation opportunities for residents	1	2	3	4	5	?	1	2	3	?
quality of education programs	1	2	3	4	5	?	1	2	3	?
physical environment	1	2	3	4	5	?	1	2	3	?
variety of social opportunities for residents	1	2	3	4	5	?	1	2	3	?
resident understanding of different people and cultures	1	2	3	4	5	?	1	2	3	?
life and vitality of Deadwood	1	2	3	4	5	?	1	2	3	?

Did you fill out both columns for each characteristic where appropriate?

In what ways is your life **BETTER** because of the introduction of gambling in Deadwood?

1. \_\_\_\_\_
2. \_\_\_\_\_
3. \_\_\_\_\_

In what ways is your life **WORSE** because of the introduction of gambling in Deadwood?

1. \_\_\_\_\_
2. \_\_\_\_\_
3. \_\_\_\_\_

#### SECTION 4: HOW MUCH CONTACT WITH GAMBLERS DO YOU HAVE?

Each item below describes two opposite aspects of CONTACT which you may have with gamblers. Please place ONE check mark in a place along the line for each item that best describes the type of contact you have with gamblers. For example, if your contact with gamblers is highly related to one end of the scale (e.g., very rare), you would place your check mark as follows:

Example

Rare

✓ : : : : :

Frequent

If your contact with gamblers is only slightly related to one end of the scale (e.g., slightly or somewhat frequent) you would place your mark as follows:

Example

Rare

: : : ✓ : :

Frequent

#### IN GENERAL, MY CONTACT WITH GAMBLERS IS:

Rare

: : : : :

Frequent

Voluntary

: : : : :

In-voluntary

Direct

: : : : :

In-direct

Competitive

: : : : :

Cooperative

Negative

: : : : :

Positive

Intimate

: : : : :

Casual

Trusting

: : : : :

Non-trusting

Pleasant

: : : : :

Un-pleasant

How often do you gamble at the local gambling establishments? (circle one please)

- 0 never
- 1 no more than a few times a year
- 2 once a month
- 3 two to five times a month
- 4 six to ten times a month
- 5 more than ten times a month

A. Are you employed in a gambling or gambling related job? (circle one please)

- 1 yes
- 2 no

B. Is any other member of your household, employed in a gambling or gambling related job? (circle one please)

- 1 yes
- 2 no

IF YES TO EITHER A or B, approximately what percentage of your household income is obtained from employment in gambling or gambling related jobs?

\_\_\_\_\_ percent

Do you have any investments in gambling related businesses in Deadwood? (circle one please)

- 1 yes
- 2 no

## SECTION 5: INFLUENCE OF GAMBLING ON POLITICAL DECISIONS?

In general, how much **POLITICAL INFLUENCE** do you feel (i) residents and (ii) gambling businesses have in each of the situations described below? For each item, circle **ONE** number for residents and **ONE** for gambling businesses.

		Have No Influence				Have Extremely High Influence			
On city commission decisions in general			1	2	3	4	5	6	7
(i)	Residents								
(ii)	Gambling Businesses								
On city commission decisions influencing gambling									
(i)	Residents								
(ii)	Gambling Businesses								
On city budget decisions									
(i)	Residents								
(ii)	Gambling Businesses								
On community decisions regarding construction and use of public facilities (e.g., parking lots, roads, etc)									
(i)	Residents								
(ii)	Gambling Businesses								
On city commission elections									
(i)	Residents								
(ii)	Gambling Businesses								
On control over how gambling revenues are allocated to support other community services									
(i)	Residents								
(ii)	Gambling Businesses								
On appointment of city officials									
(i)	Residents								
(ii)	Gambling Businesses								

Generally, how has **YOUR ABILITY TO INFLUENCE** local government/political decisions changed as a result of legalizing and introducing gambling in Deadwood? (circle one number)

-5	-4	-3	-2	-1	0	+1	+2	+3	+4	+5
I have far less political influence			No Change				I have far greater political influence			



## SECTION 6: STATISTICAL INFORMATION

The following information will help us in grouping responses when the results of the survey are reported. Your personal response to each and every question on this questionnaire is **Absolutely Confidential**. It will be impossible and it is not our intent to identify any individual's responses.

1. How many months/years have you lived in Deadwood? \_\_\_\_\_ months \_\_\_\_\_ years

2. Were you living in Deadwood when gambling was approved? (circle one please)

- 1 yes
- 2 no

IF YES: Did you vote to approve gambling in the local initiative? (circle one please)

- 1 yes
- 2 voted against gambling
- 3 chose not to vote
- 4 was not a registered voter

3. Were you living in South Dakota when gambling was approved? (circle one please)

- 1 yes
- 2 no

IF YES: Did you vote to approve gambling in the state referendum? (circle one please)

- 1 yes
- 2 voted against gambling
- 3 chose not to vote
- 4 was not a registered voter

At the time of the vote, how many gamblers did you think would be attracted to Deadwood if gambling was approved? (circle one please)

- 1. fewer than have actually been here
- 2. about the same as have actually been here
- 3. more than have actually been here

4. How many blocks is it from your residence to the nearest gambling establishment?

\_\_\_\_\_ blocks

5. Do you (circle one please)

- 1 Own your residence
- 2 Rent your residence.

If you rent your residence, is the rental (please circle one)

- A long term
- B seasonal
- C short term (weekly or less)

6. Your Age \_\_\_\_\_

7. Are you (circle one please):

- 1 female
- 2 male

8. Including yourself, how many people live in your household? \_\_\_\_\_

9. How many household members are children under the age of 18? \_\_\_\_\_

**IF YOU HAVE YOUNG CHILDREN, Are adequate day care programs available in Deadwood? (circle one please)**

- 1 yes
- 2 no
- 3 don't know

10. What is your ethnic origin? (circle one please)

- 1. Asian
- 2. Black
- 3. Hispanic
- 4. Native American
- 5. White (Caucasian)
- 6. other \_\_\_\_\_  
please specify

11. Are you (circle one please):

- 1 retired
- 2 unemployed
- 3 self employed
- 4 employed

**IF SELF-EMPLOYED OR EMPLOYED what is your occupation? \_\_\_\_\_**  
(please be as specific as possible)

12. Are you (circle one please):

- 1 married (living together)
- 2 divorced
- 3 separated
- 4 widowed
- 5 single

**IF MARRIED OR LIVING TOGETHER: Is your spouse/partner currently (circle one please):**

- 1 retired
- 2 unemployed
- 3 self employed
- 4 employed

**IF your spouse is SELF-EMPLOYED OR EMPLOYED what is his/her occupation? \_\_\_\_\_**  
(please be as specific as possible)

13. Please indicate the highest educational level you have completed. (circle one please)

- 1 grade school
- 2 some high school
- 3 high school graduate
- 4 some college or technical school
- 5 college graduate
- 6 some post-graduate study
- 7 graduate degree

14. Please indicate your total pretax household income for 1991. (circle one please)

- |                     |                       |
|---------------------|-----------------------|
| 1 under \$10,000    | 5 \$40,000 - \$49,999 |
| 2 \$10,000-\$19,999 | 6 \$50,000 - \$59,999 |
| 3 \$20,000-\$29,999 | 7 \$60,000 - \$69,999 |
| 4 \$30,000-\$39,999 | 8 \$70,000 or more    |

## SECTION 7: OTHER COMMENTS

**THANK YOU** for completing this questionnaire. We realize and appreciate the time and effort you have given us. This final section is to allow you an opportunity to make any other comments or suggestions on:

1. Gambling in Deadwood?

2. Many other communities in the United States are thinking about legalizing gambling. On the basis of Deadwood's experience, what would you recommend? (circle one please).

1. legalize gambling
2. don't legalize gambling
3. it depends

WHY?

3. Any other comments or suggestions?

**AGAIN, THANK YOU FOR YOUR ASSISTANCE**

# **Residents' Perceptions and Attitudes About Limited Stakes Casino Gambling and Its Impact on Community Life**

## **PRESENTATION OF DATA**

*Each data topic is presented in two graphs. The first graph reports the data by individual community. The second graph reports the data by state.*

### **Opinions About Living in a Gambling Community**

- I Feel Appreciated by Other Residents
- I Can Contribute to Politics
- I am an Important Part of My Town
- My Town Seeks My Participation
- I Have a Sense of Belonging in My Town
- I am Safe in My Town
- My Family is Safe
- My Home and Possessions are Secure
- Desire to Move Away
- I am Committed to Improving My Town
- Little Favorable Can Be Said About My Town
- I am Active in Community Affairs
- I Contribute to Local Charities
- Preserving Town History is Important
- I Try to Make Purchases Locally
- I am Satisfied with My Town as a Place to Live
- My Town is an Ideal Place to Live
- I am Optimistic About the Future of My Town
- My Town Has Good Leaders
- The Historic Designation of My Town is Important
- Residents Work Together for the Town
- I am Satisfied with the Quality of Life in My Town

### **Resident Feelings About Gambling**

- I Don't Care if My Town Has Gambling
- It Is Hard to Accept Gambling in My Town
- I Boast About Living in a Town with Gambling
- I Receive Social Benefits from Gambling
- Gambling is Not Appropriate for My Town
- Profits from Gambling in My Town Go To Outsiders
- I am Embarrassed to Live in a Gambling Town
- Having Gambling in My Town is a Pleasure
- Developing Gambling Was the Right Choice
- I Receive Economic Benefit from Gambling
- I Benefit from Gambling

## **PRESENTATION OF DATA (CONT.)**

*Each data topic is presented in two graphs. The first graph reports the data by individual community. The second graph reports the data by state.*

### **Resident Feelings About Gambling (Cont.)**

- I Would Support Gambling If We Could Decide Again
- The Small Stakes Limit Should be Increased
- My Town Would Have No Future without Gambling
- Gambling Makes My Town a Better Place to Live
- Many People Moved Because of Gambling
- Traditional Tourists Stay Away Because of Gambling

### **Perceived Changes in Community**

- Personal Incomes
- Traffic Congestion
- Jobs for Residents
- Variety of Shopping
- Local Revenue
- Local Property Taxes Collected
- Driving Hazards
- Opportunities to Meet Interesting People
- Variety of Entertainment
- Size of Crowds
- Variety of Restaurants
- Resident Awareness of Local Heritage
- Income to Local Businesses
- Preservation of Historic Structures
- Noise Levels
- Quality of Natural Environment
- Jobs Using Education and Skills of Residents
- Jobs Using Education and Skills of Partner
- Jobs for Young Adults
- Number of Serious Crimes
- Cost of Living
- Quality of Public Services
- Amount of Local Sales Taxes Collected
- Opportunities to Learn About Other People
- Condition of the Wildlife
- Demand for Historic Activities
- Ability for Public Services to Meet Demand
- Variety of Cultural Facilities and Activities
- Financial Resources of Service Agencies

## **PRESENTATION OF DATA (CONT.)**

*Each data topic is presented in two graphs. The first graph reports the data by individual community. The second graph reports the data by state.*

### **Perceived Changes in Community (Cont.)**

- Crowds Affecting Enjoyment of Public Areas
- Quality of Recreational Opportunities
- Quality of Education Programs
- Physical Environment
- Variety of Social Opportunities
- Understanding of Different People
- Life and Vitality of the Town

### **Resident Contact with Gambling**

- Resident Gambling at Local Establishments
- Resident Economic Involvement with Gambling
- Positive Resident Experience with Gamblers
- Negative Resident Experience with Gamblers
- High Impact Forms of Contact with Gamblers
- Low Impact Forms of Contact with Gamblers

### **Resident Perception of Political Influence**

- High Influence on City Decisions
- High Influence on City Decisions Affecting Gambling
- High Influence on City Budget Decisions
- High Influence on City Decisions on Public Facilities
- High Influence on City Commission Elections
- High Influence on City Allocation of Gambling Revenues
- High Influence on Appointments of City Officials
- Perceived Change in Influence Over Local Government Decisions

# Residents' Perceptions and Attitudes About Limited Stakes Casino Gambling and Its Impact on Community Life

## PRESENTATION OF DATA

*Each data topic is presented in two graphs. The first graph reports the data by individual community. The second graph reports the data by state.*

### Opinions About Living in a Gambling Community

I Feel Appreciated by Other Residents  
I Can Contribute to Politics  
I am an Important Part of My Town  
My Town Seeks My Participation  
I Have a Sense of Belonging in My Town  
I am Safe in My Town  
My Family is Safe  
My Home and Possessions are Secure  
Desire to Move Away  
I am Committed to Improving My Town  
Little Favorable Can Be Said About My Town  
I am Active in Community Affairs  
I Contribute to Local Charities  
Preserving Town History is Important  
I Try to Make Purchases Locally  
I am Satisfied with My Town as a Place to Live  
My Town is an Ideal Place to Live  
I am Optimistic About the Future of My Town  
My Town Has Good Leaders  
The Historic Designation of My Town Is Important  
Residents Work Together for the Town  
I am Satisfied with the Quality of Life in My Town

### File Name

#### By Community/By State On Disks 11, 12, 14 & 15

bopin01.cch/bopina01.cch  
bopin02.cch/bopina02.cch  
bopin03.cch/bopina03.cch  
bopin04.cch/bopina04.cch  
bopin05.cch/bopina05.cch  
bopin06.cch/bopina06.cch  
bopin07.cch/bopina07.cch  
bopin08.cch/bopina08.cch  
bopin09.cch/bopina09.cch  
bopin10.cch/bopina10.cch  
bopin12.cch/bopina12.cch  
bopin13.cch/bopina13.cch  
bopin14.cch/bopina14.cch  
bopin15.cch/bopina15.cch  
bopin16.cch/bopina16.cch  
bopin17.cch/bopina17.cch  
bopin18.cch/bopina18.cch  
bopin19.cch/bopina19.cch  
bopin20.cch/bopina20.cch  
bopin21.cch/bopina21.cch  
bopin22.cch/bopina22.cch  
bopin23.cch/bopina23.cch

### Resident Feelings About Gambling

I Don't Care if My Town Has Gambling  
It is Hard to Accept Gambling in My Town  
I Boast About Living in a Town with Gambling  
I Receive Social Benefits from Gambling  
Gambling is Not Appropriate for My Town  
Profits from Gambling in My Town Go To Outsiders  
I am Embarrassed to Live in a Gambling Town  
Having Gambling in My Town Is a Pleasure  
Developing Gambling Was the Right Choice  
I Receive Economic Benefit from Gambling  
I Benefit from Gambling

#### On Disks 10, 13 & 14

bgamf101.cch/bgamfa01.cch  
bgamf102.cch/bgamfa02.cch  
bgamf103.cch/bgamfa03.cch  
bgamf104.cch/bgamfa04.cch  
bgamf105.cch/bgamfa05.cch  
bgamf106.cch/bgamfa06.cch  
bgamf107.cch/bgamfa07.cch  
bgamf108.cch/bgamfa08.cch  
bgamf109.cch/bgamfa09.cch  
bgamf110.cch/bgamfa10.cch  
bgamf111.cch/bgamfa11.cch

## PRESENTATION OF DATA (CONT.)

*Each data topic is presented in two graphs. The first graph reports the data by individual community. The second graph reports the data by state.*

	File Name
<b>Resident Feelings About Gambling (Cont.)</b>	<b>By Community/By State On Disks 10, 13, &amp; 14</b>
I Would Support Gambling If We Could Decide Again	bgamfl12.cch/bgamfa12.cch
The Small Stakes Limit Should be Increased	bgamfl13.cch/bgamfa13.cch
My Town Would Have No Future without Gambling	bgamfl14.cch/bgamfa14.cch
Gambling Makes My Town a Better Place to Live	bgamfl15.cch/bgamfa15.cch
Many People Moved Because of Gambling	bgamfl16.cch/bgamfa16.cch
Traditional Tourists Stay Away Because of Gambling	bgamfl17.cch/bgamfa17.cch
<b>Perceived Changes in Community</b>	<b>On Disks 1 through 8</b>
Personal Incomes	bchang01.cch/bchana01.cch
Traffic Congestion	bchang02.cch/bchana02.cch
Jobs for Residents	bchang03.cch/bchana03.cch
Variety of Shopping	bchang04.cch/bchana04.cch
Local Revenue	bchang05.cch/bchana05.cch
Local Property Taxes Collected	bchang06.cch/bchana06.cch
Driving Hazards	bchang07.cch/bchana07.cch
Opportunities to Meet Interesting People	bchang08.cch/bchana08.cch
Variety of Entertainment	bchang09.cch/bchana09.cch
Size of Crowds	bchang10.cch/bchana10.cch
Variety of Restaurants	bchang11.cch/bchana11.cch
Resident Awareness of Local Heritage	bchang12.cch/bchana12.cch
Income to Local Businesses	bchang13.cch/bchana13.cch
Preservation of Historic Structures	bchang14.cch/bchana14.cch
Noise Levels	bchang15.cch/bchana15.cch
Quality of Natural Environment	bchang16.cch/bchana16.cch
Jobs Using Education and Skills of Residents	bchang17.cch/bchana17.cch
Jobs Using Education and Skills of Partner	bchang18.cch/bchana18.cch
Jobs for Young Adults	bchang19.cch/bchana19.cch
Number of Serious Crimes	bchang20.cch/bchana20.cch
Cost of Living	bchang21.cch/bchana21.cch
Quality of Public Services	bchang22.cch/bchana22.cch
Amount of Local Sales Taxes Collected	bchang23.cch/bchana23.cch
Opportunities to Learn About Other People	bchang24.cch/bchana24.cch
Condition of the Wildlife	bchang25.cch/bchana25.cch
Demand for Historic Activities	bchang26.cch/bchana26.cch
Ability for Public Services to Meet Demand	bchang27.cch/bchana27.cch
Variety of Cultural Facilities and Activities	bchang28.cch/bchana28.cch
Financial Resources of Service Agencies	bchang29.cch/bchana29.cch



## PRESENTATION OF DATA (CONT.)

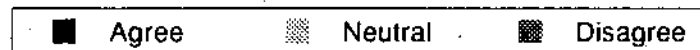
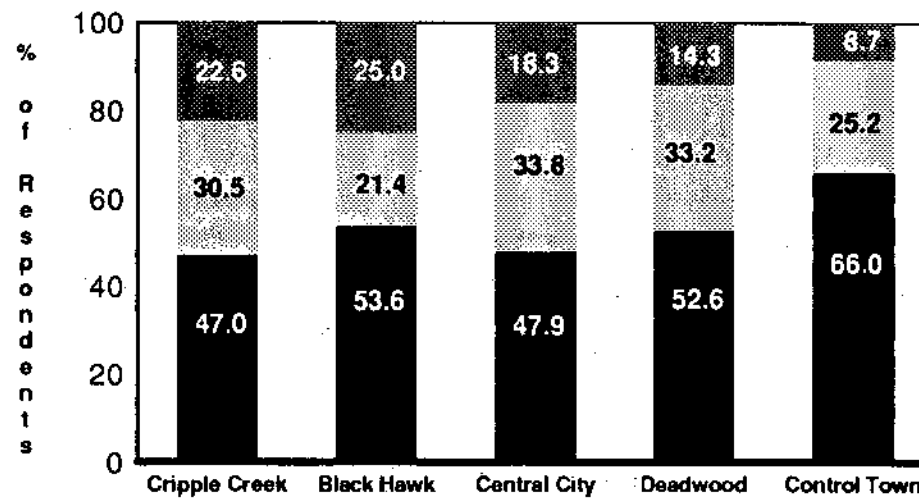
*Each data topic is presented in two graphs. The first graph reports the data by individual community. The second graph reports the data by state.*

	<b>File Name</b>
<b>Perceived Changes in Community (Cont.)</b>	<b>By Community/By State</b>
	<b><i>On Disks 1 through 8</i></b>
Crowds Affecting Enjoyment of Public Areas	bchang30.cch/bchana30.cch
Quality of Recreational Opportunities	bchang31.cch/bchana31.cch
Quality of Education Programs	bchang32.cch/bchana32.cch
Physical Environment	bchang33.cch/bchana33.cch
Variety of Social Opportunities	bchang34.cch/bchana34.cch
Understanding of Different People	bchang35.cch/bchana35.cch
Life and Vitality of the Town	bchang36.cch/bchana36.cch
<b>Resident Contact with Gambling</b>	<b><i>On Disks 8 &amp; 9</i></b>
Resident Gambling at Local Establishments	bcongamb.cch/bcontaga.cch
Resident Economic Involvement with Gambling	bcontecn.cch/bcontaec.cch
Positive Resident Experience with Gamblers	bcontpos.cch/bcontapo.cch
Negative Resident Experience with Gamblers	bcontneg.cch/bcontane.cch
High Impact Forms of Contact with Gamblers	bconthig.cch/bcontahi.cch
Low Impact Forms of Contact with Gamblers	bcontlow.cch/bcontalo.cch
<b>Resident Perception of Political Influence</b>	<b><i>On Disks 9, 10 &amp; 11</i></b>
High Influence on City Decisions	binflu01.cch/binfla01.cch
High Influence on City Decisions Affecting Gambling	binflu03.cch/binfla03.cch
High Influence on City Budget Decisions	binflu05.cch/binfla05.cch
High Influence on City Decisions on Public Facilities	binflu07.cch/binfla07.cch
High Influence on City Commission Elections	binflu09.cch/binfla09.cch
High Influence on City Allocation of Gambling Revenues	binflu11.cch/binfla11.cch
High Influence on Appointments of City Officials	binflu13.cch/binfla13.cch
Perceived Change in Influence Over Local Government Decisions	binfluen.cch/binfluea.cch

## Opinions About Living in a Gambling Community



*I Feel Appreciated by Other Residents*

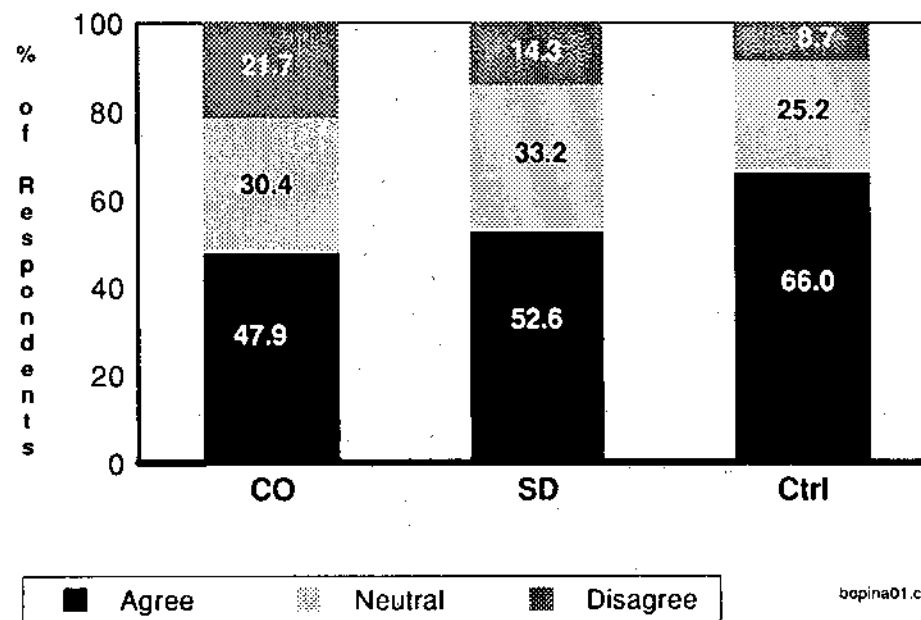


bopin01.cch

## Opinions About Living in a Gambling Community

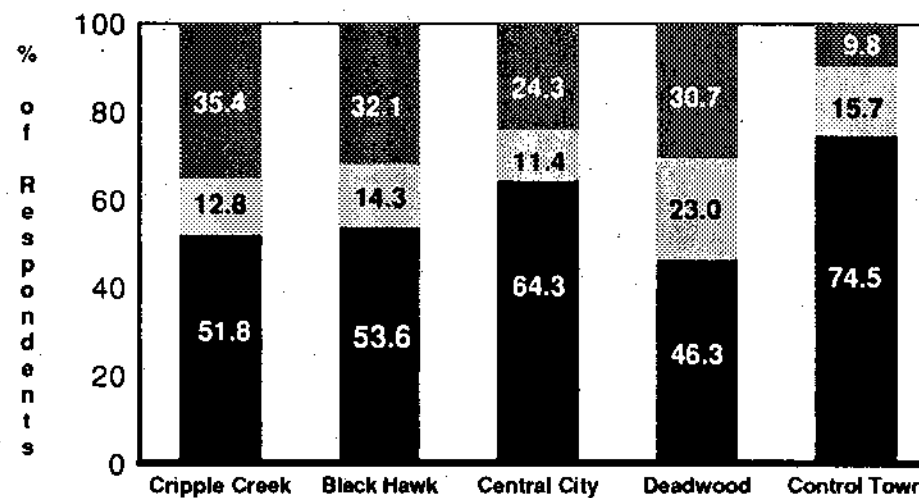


*I Feel Appreciated by Other Residents*



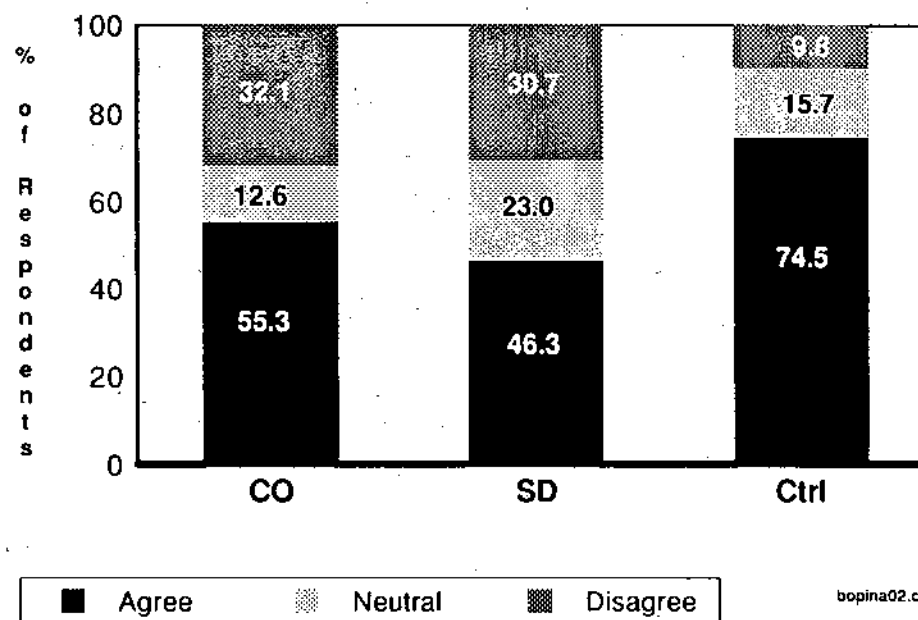
## Opinions About Living in a Gambling Community

*I Can Contribute to Politics*



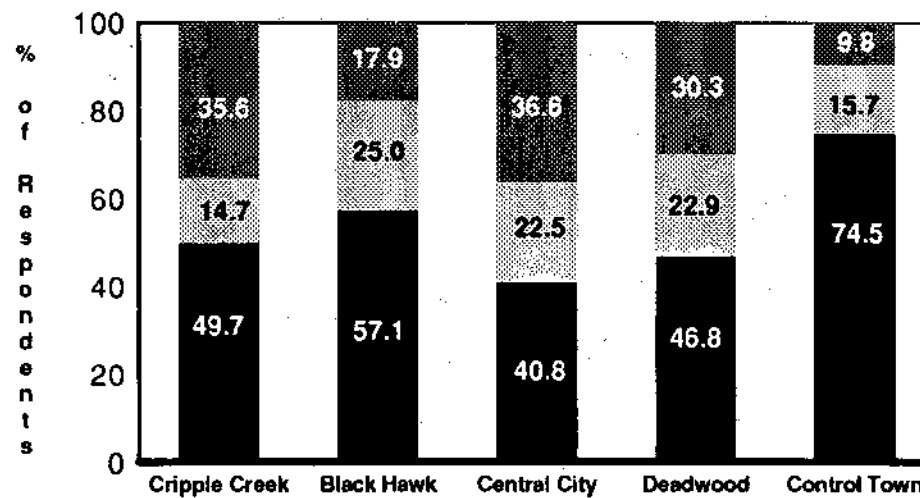
bopin02.cch

# Opinions About Living in a Gambling Community *I Can Contribute to Politics*



## Opinions About Living in a Gambling Community

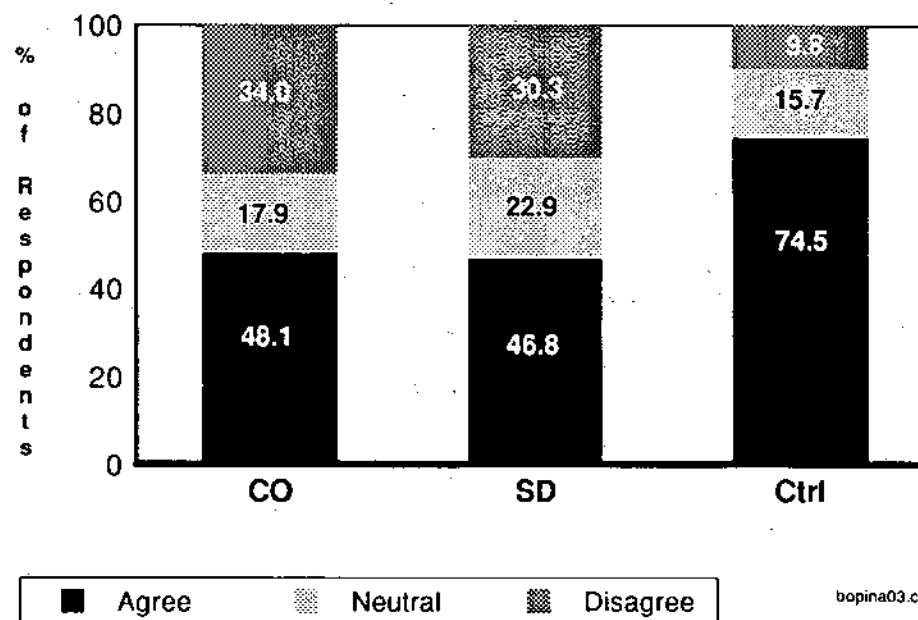
*I am an Important Part of My Town*



Agree
  Neutral
  Disagree

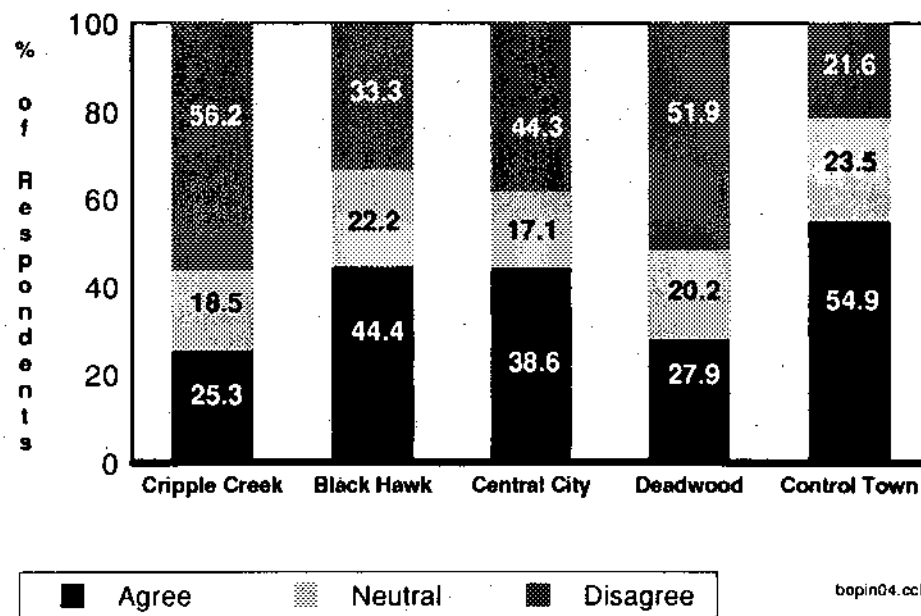
bapin03.cch

# **Opinions About Living in a Gambling Community** *I am an Important Part of My Town*



## Opinions About Living in a Gambling Community

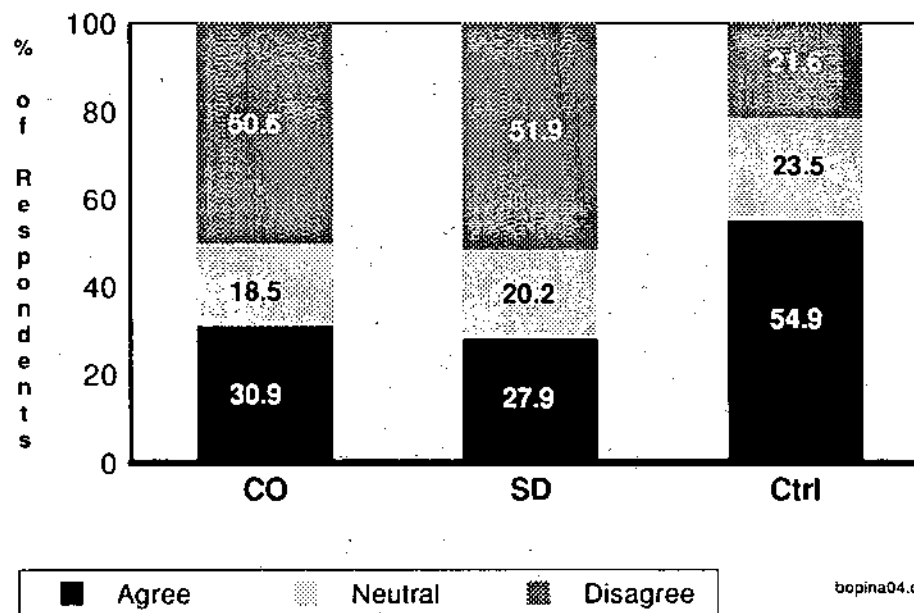
*My Town Seeks My Participation*





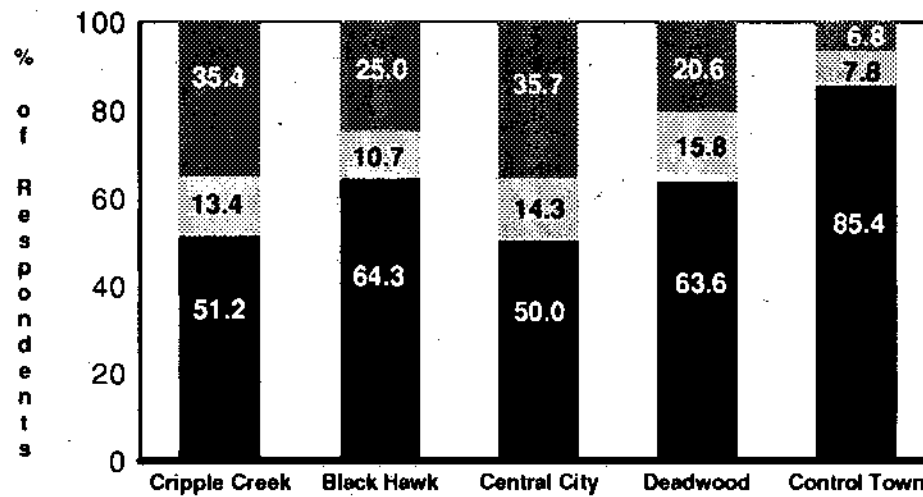
## Opinions About Living in a Gambling Community

*My Town Seeks My Participation*



## Opinions About Living in a Gambling Community

*I Have a Sense of Belonging in My Town*

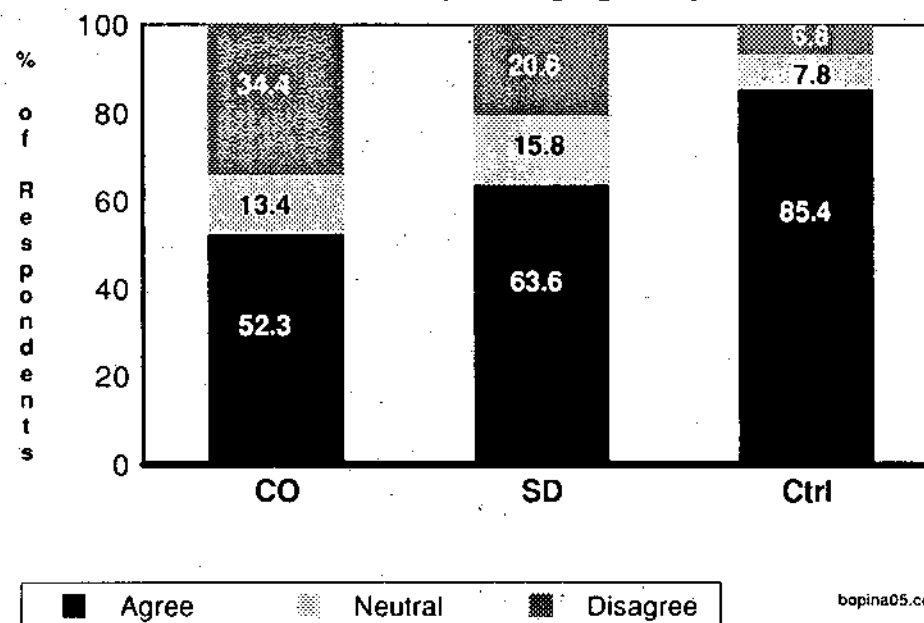


Agree
  Neutral
  Disagree

bopin05.cch

# Opinions About Living in a Gambling Community

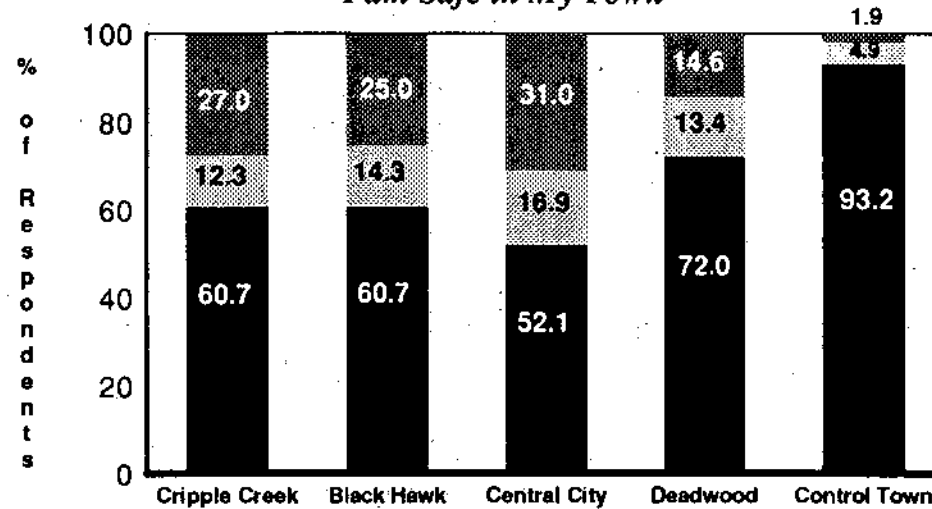
*I Have a Sense of Belonging in My Town*



bopina05.cch

## Opinions About Living in a Gambling Community

*I am Safe in My Town*



■ Agree

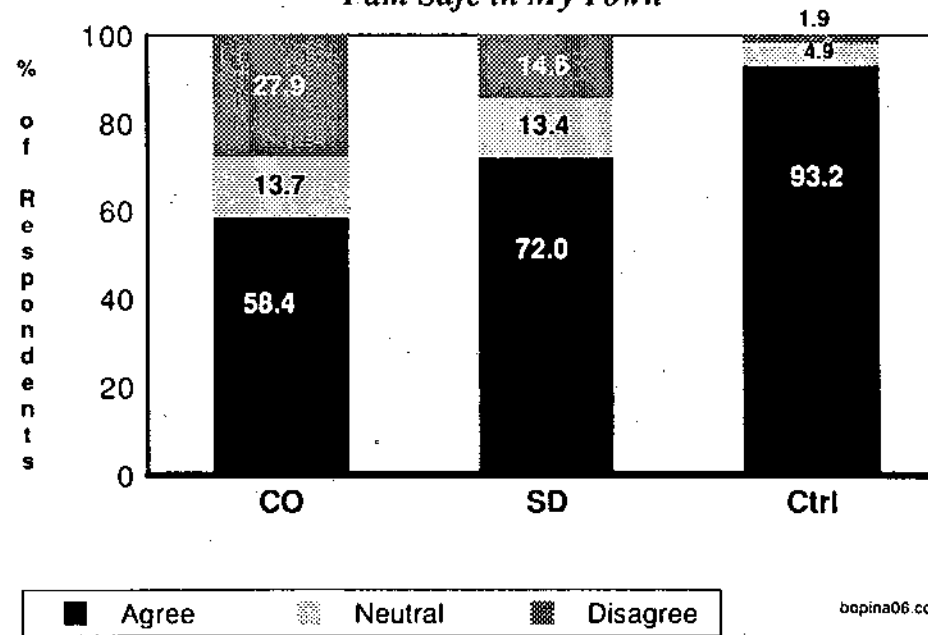
░ Neutral

▒ Disagree

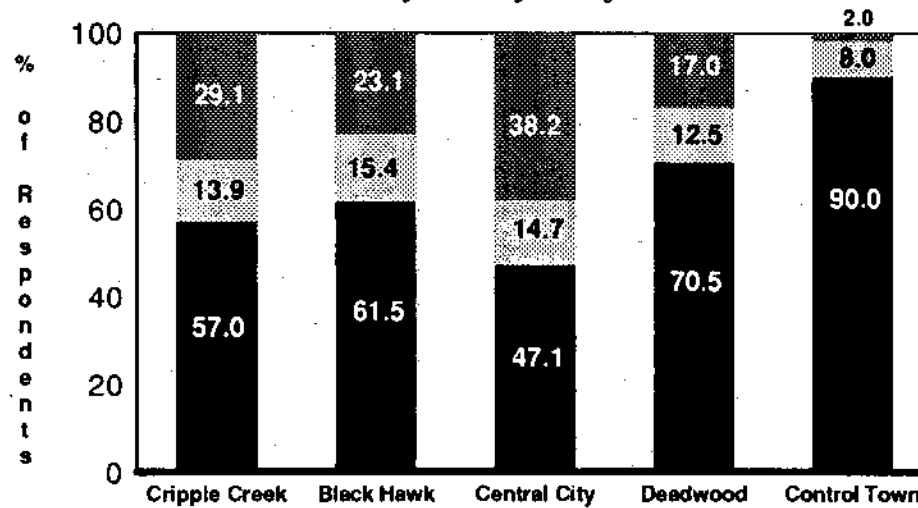
bopin06.cch

## Opinions About Living in a Gambling Community

*I am Safe in My Town*



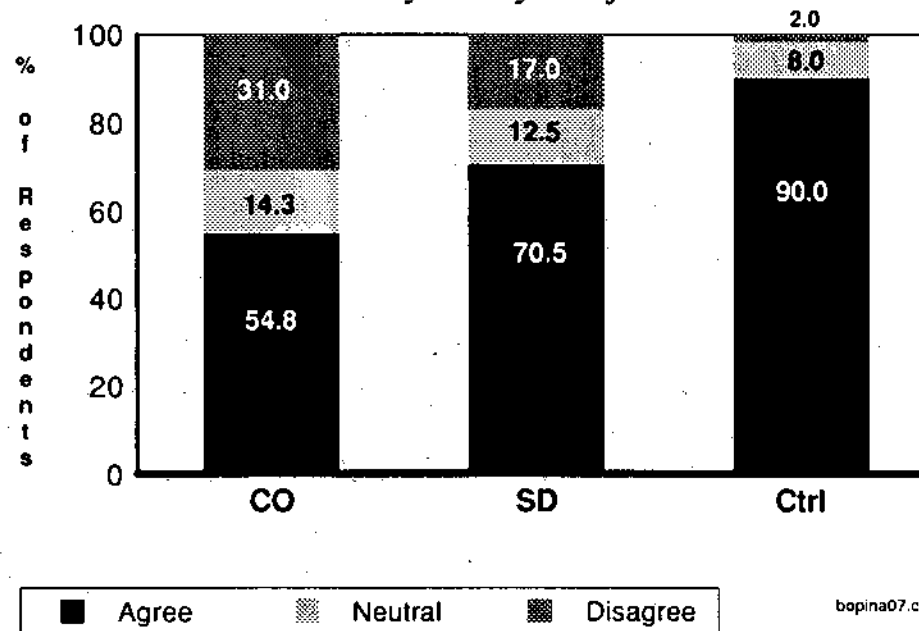
# **Opinions About Living in a Gambling Community** *My Family is Safe*



Agree
  Neutral
  Disagree

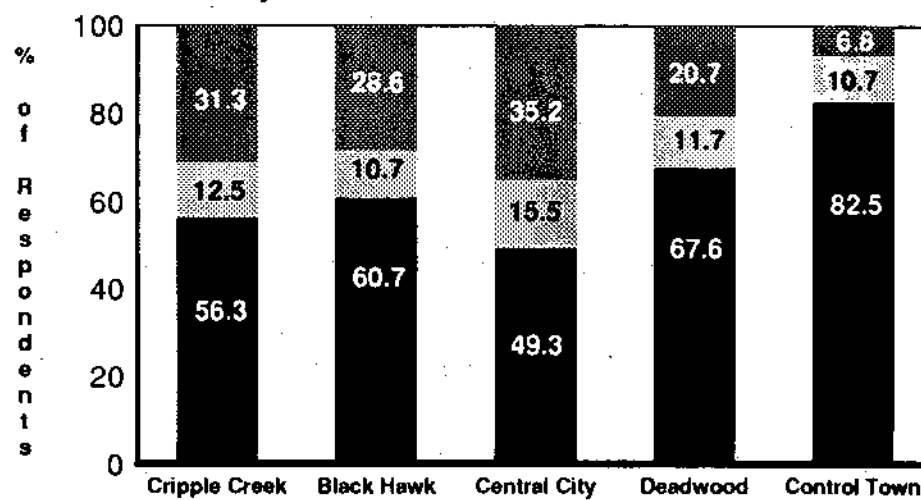
bopin07.cch

# **Opinions About Living in a Gambling Community** *My Family is Safe*



## Opinions About Living in a Gambling Community

*My Home and Possessions are Secure*



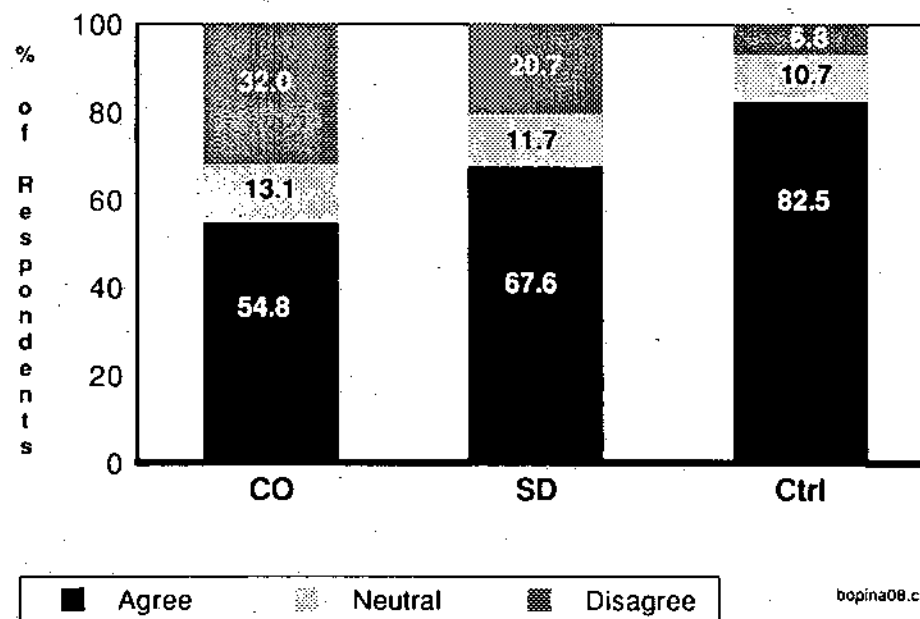
Agree
  Neutral
  Disagree

bopin08.cch



## Opinions About Living in a Gambling Community

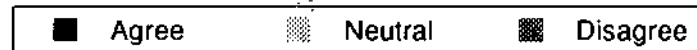
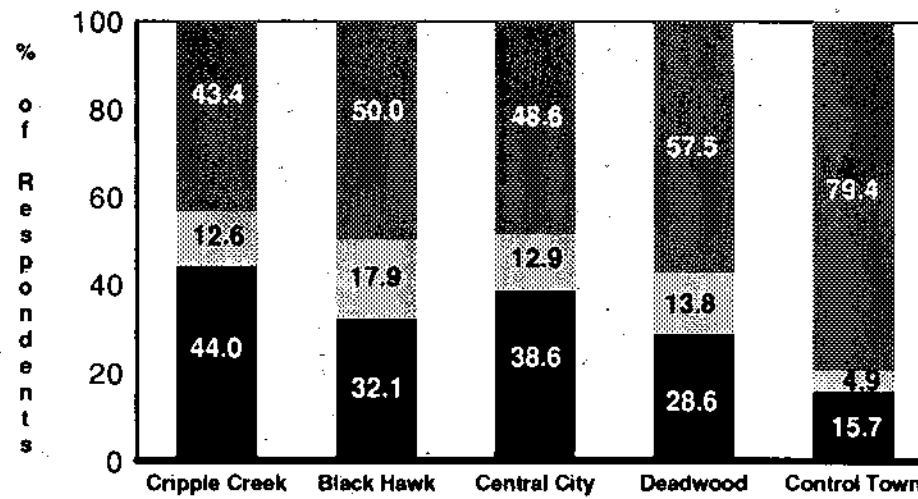
*My Home and Possessions are Secure*



## Opinions About Living in a Gambling Community



### *Desire to Move Away*

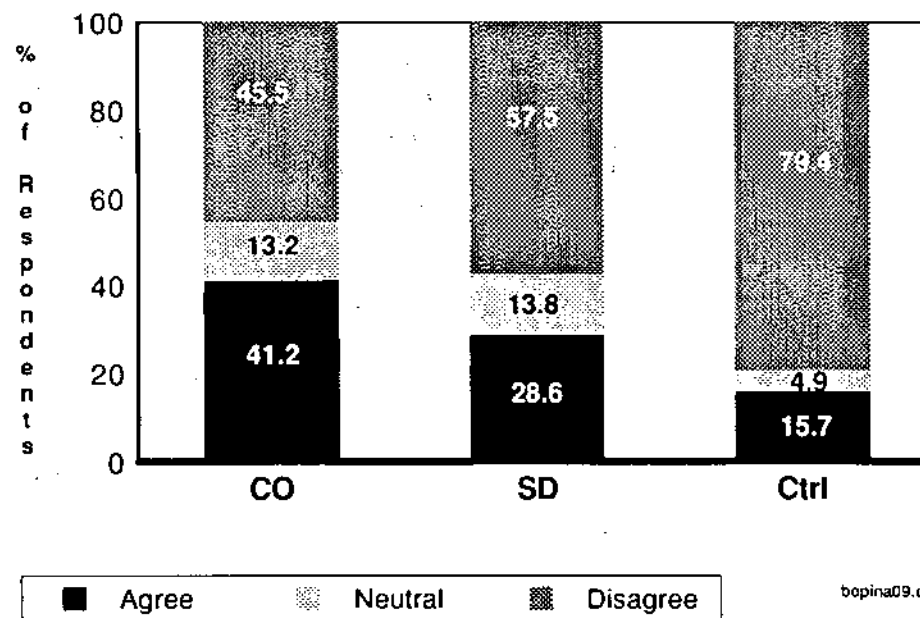


bopin09.cch

## Opinions About Living in a Gambling Community



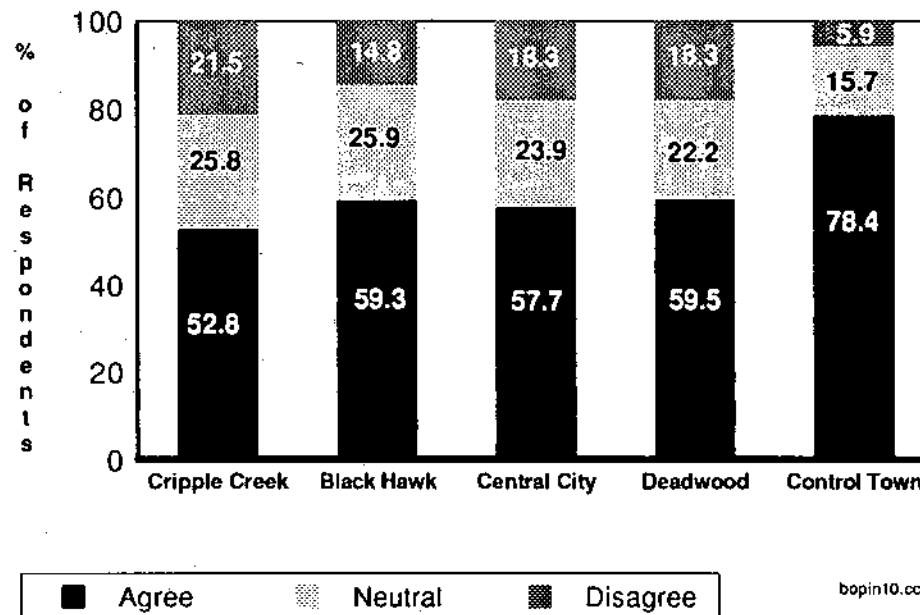
*Desire to Move Away*



## Opinions About Living in a Gambling Community



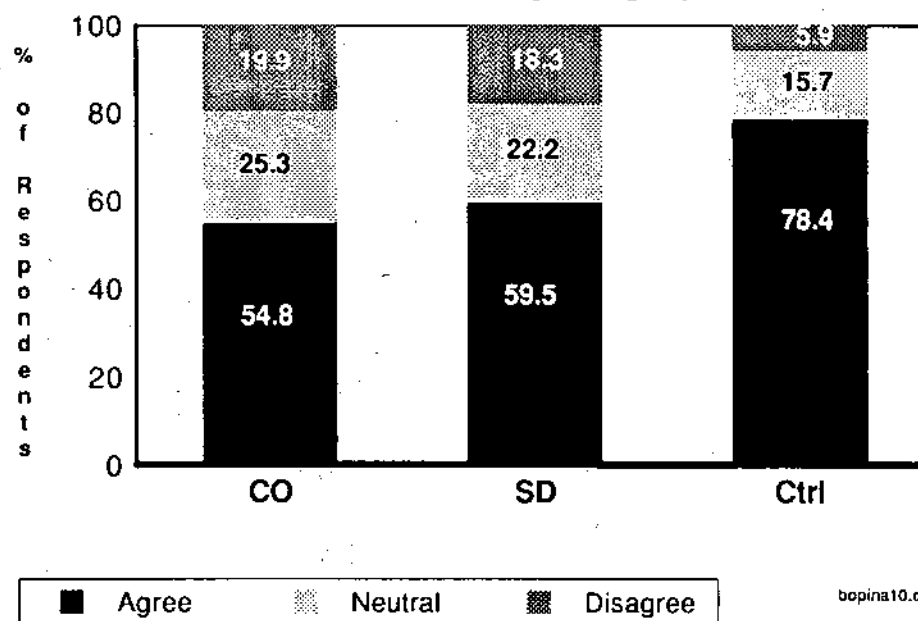
*I am Committed to Improving My Town*



## Opinions About Living in a Gambling Community

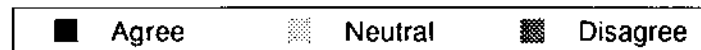
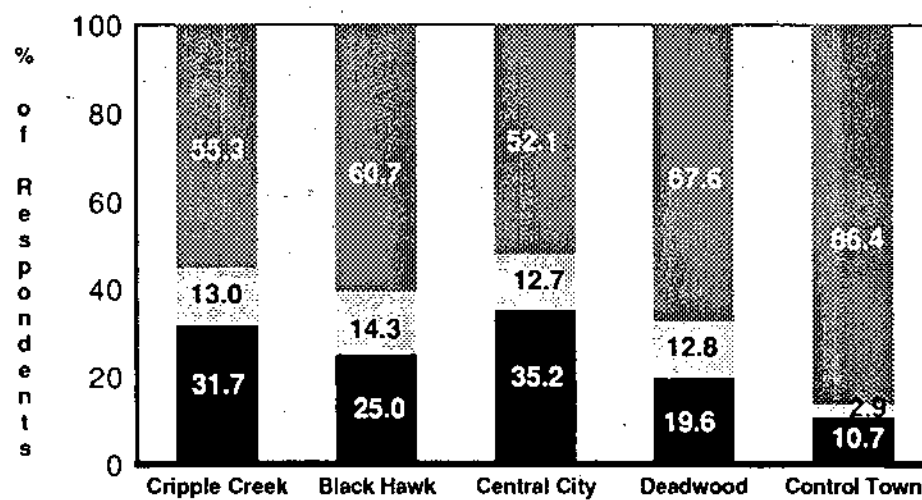


*I am Committed to Improving My Town*



## Opinions About Living in a Gambling Community

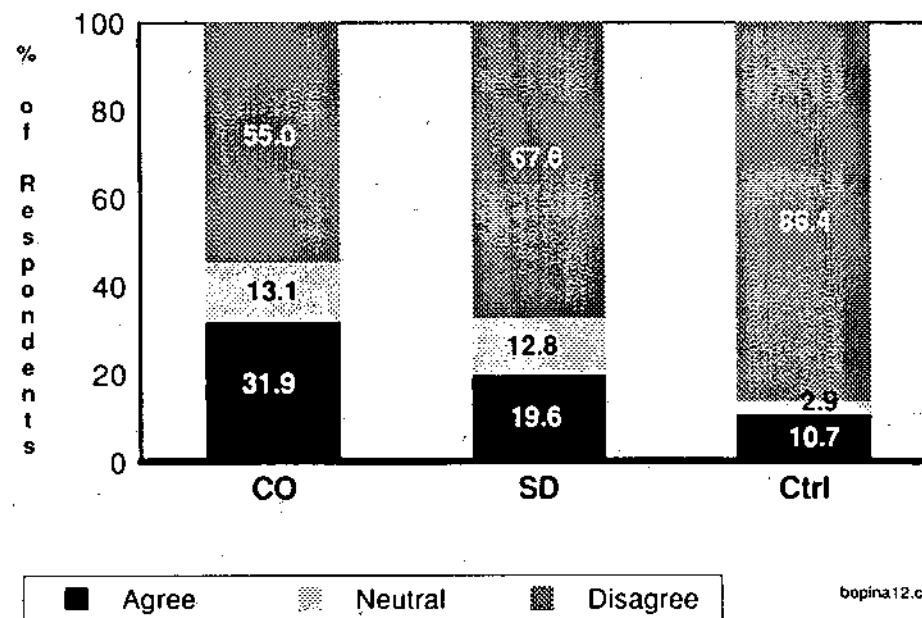
*Little Favorable Can Be Said About My Town*



bopin12.cch

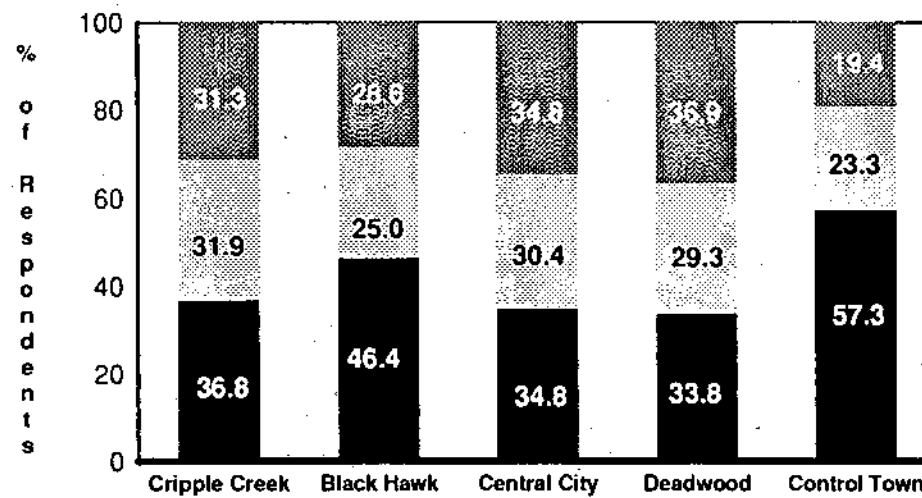
## Opinions About Living in a Gambling Community

*Little Favorable Can Be Said About My Town*



## Opinions About Living in a Gambling Community

*I am Active in Community Affairs*



Agree
  Neutral
  Disagree

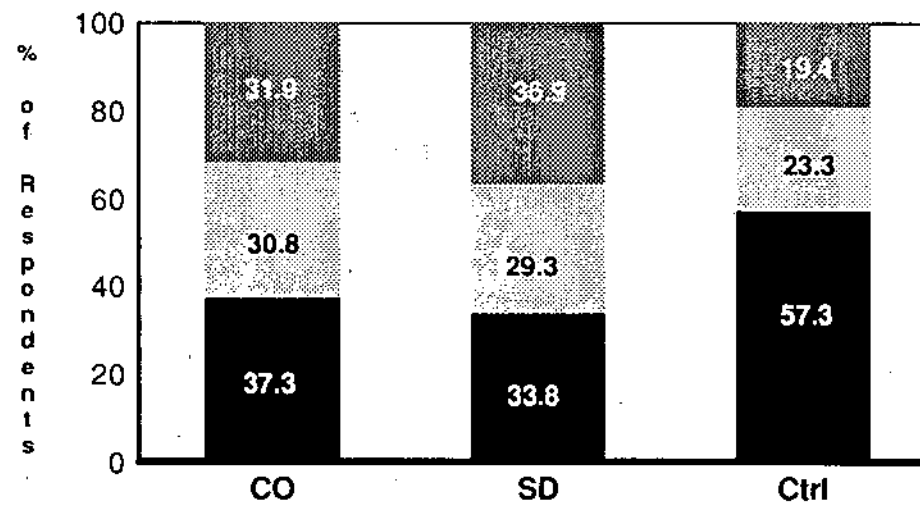
bopin13.cch



## Opinions About Living in a Gambling Community



*I am Active in Community Affairs*



Agree



Neutral

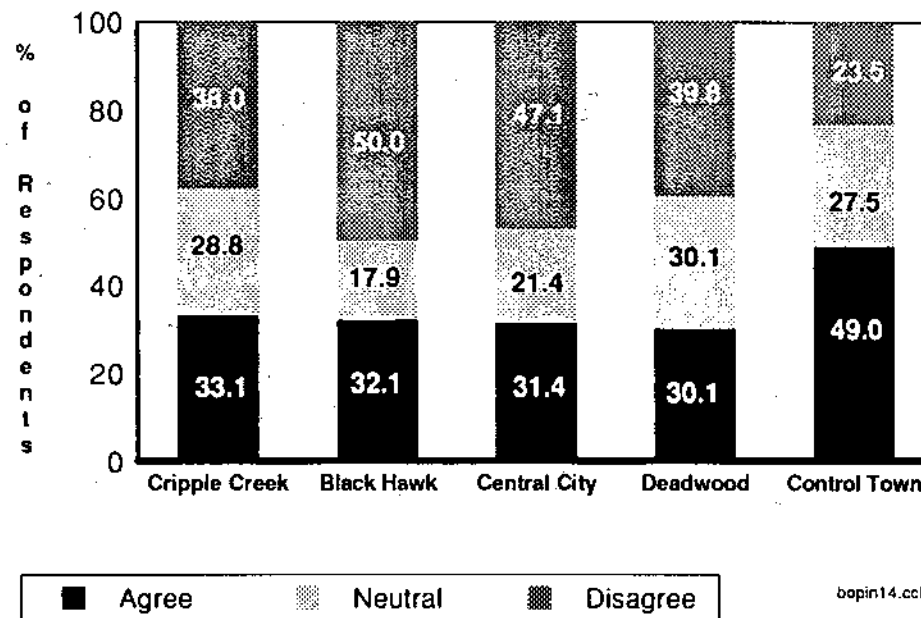


Disagree

bopina13.cch

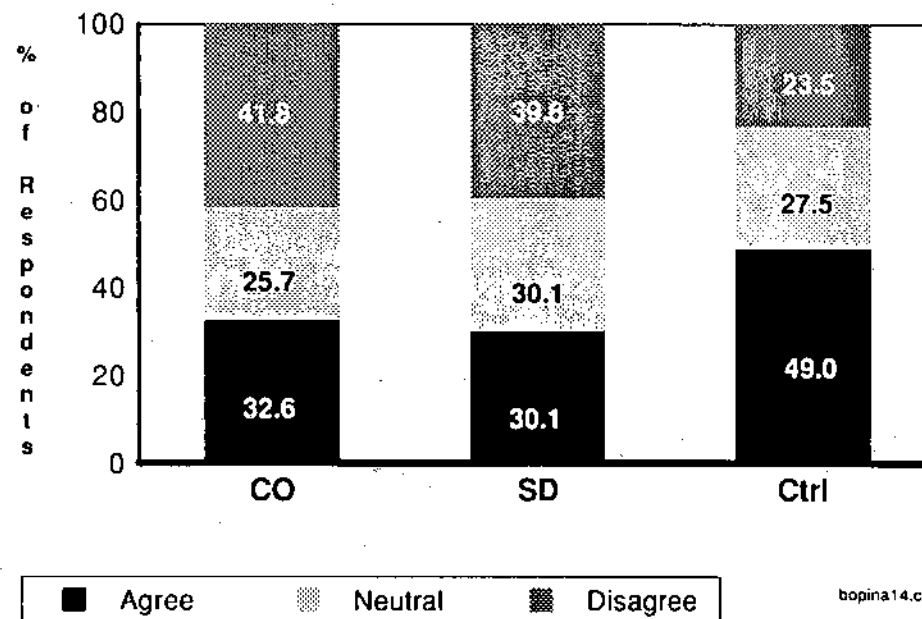
## Opinions About Living in a Gambling Community

### *I Contribute to Local Charities*



## Opinions About Living in a Gambling Community

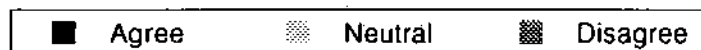
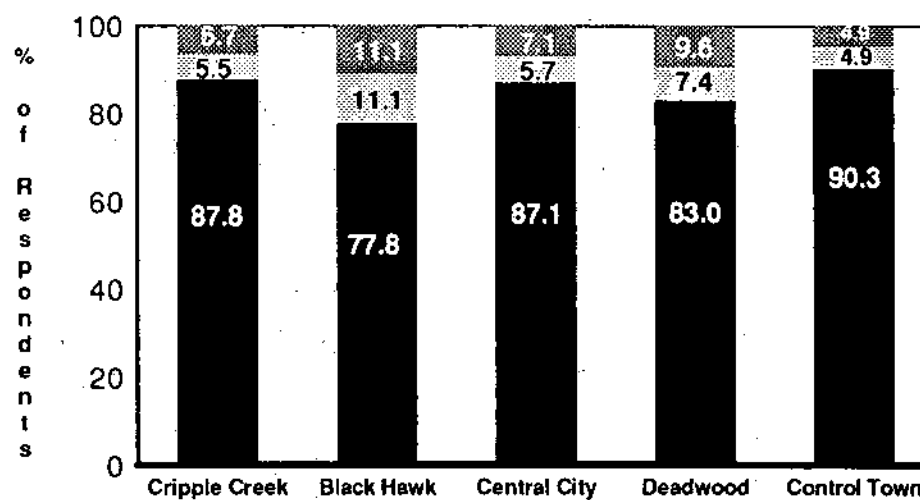
*I Contribute to Local Charities*



## Opinions About Living in a Gambling Community



*Preserving Town History is Important*

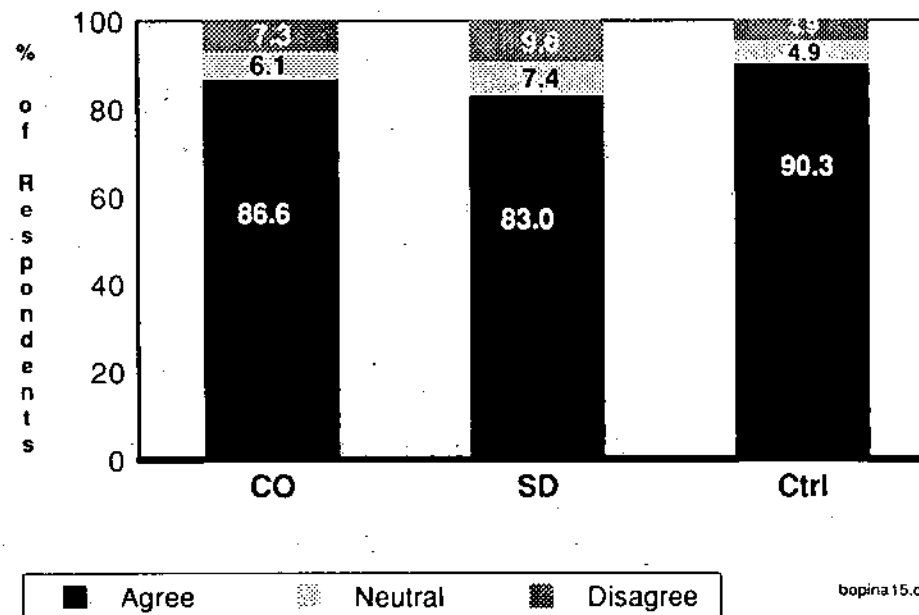


bopin15.ech

## Opinions About Living in a Gambling Community



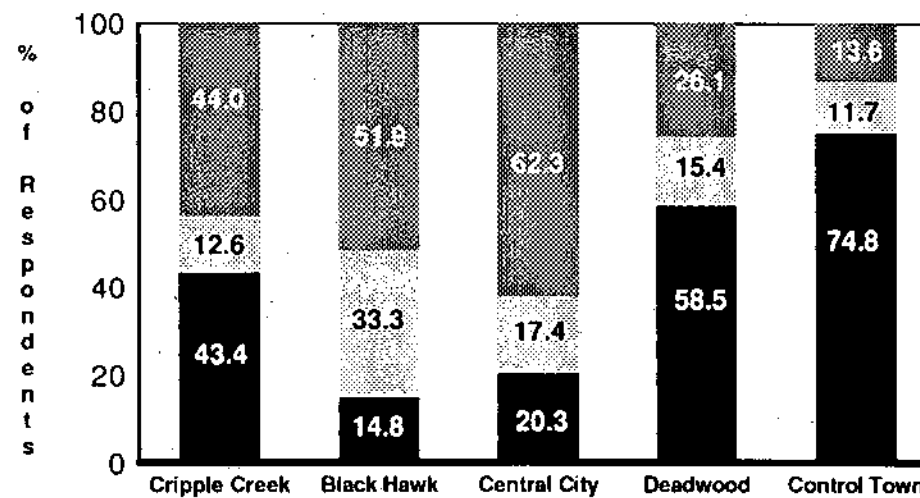
*Preserving Town History is Important*



## Opinions About Living in a Gambling Community



*I Try to Make Purchases Locally*



Agree



Neutral



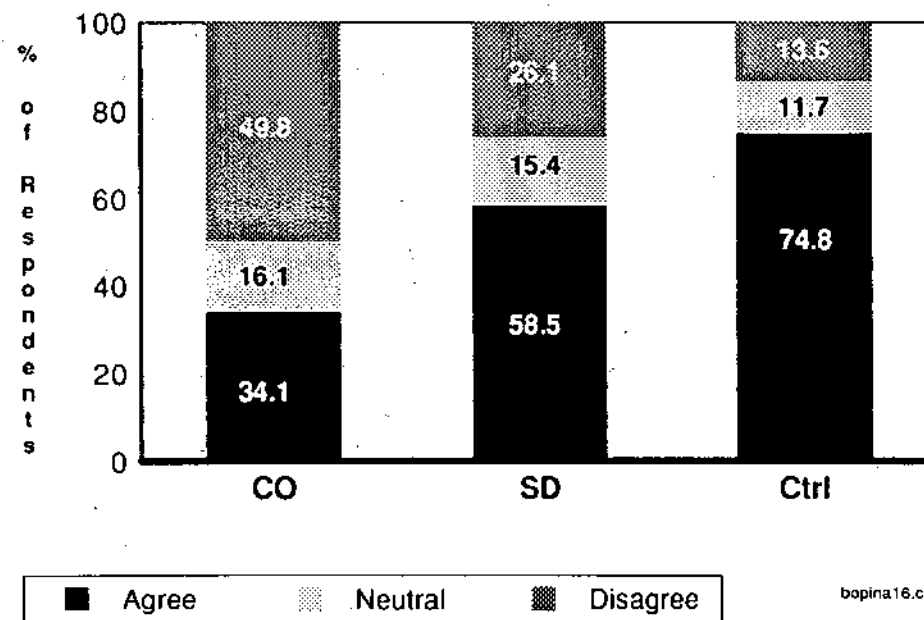
Disagree

bopin16.cch

## Opinions About Living in a Gambling Community



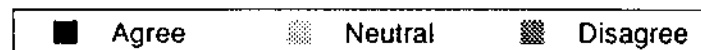
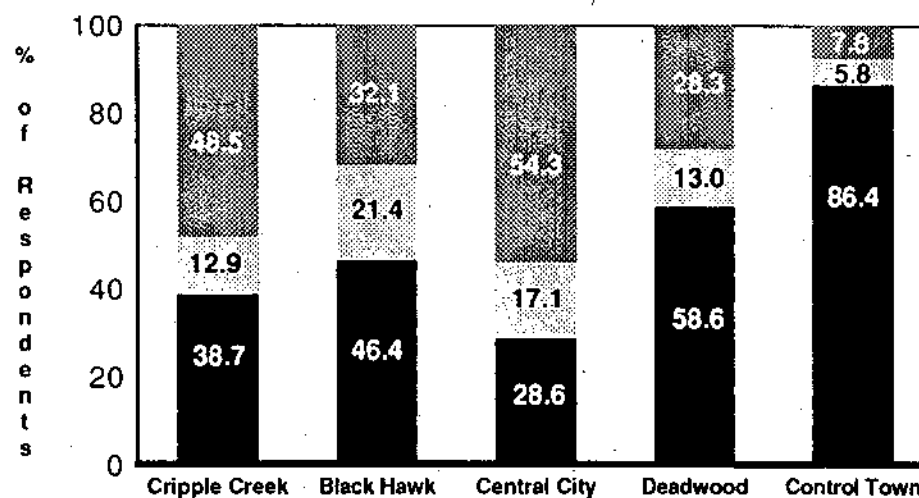
*I Try to Make Purchases Locally*



## Opinions About Living in a Gambling Community



*I am Satisfied with My Town as a Place to Live*



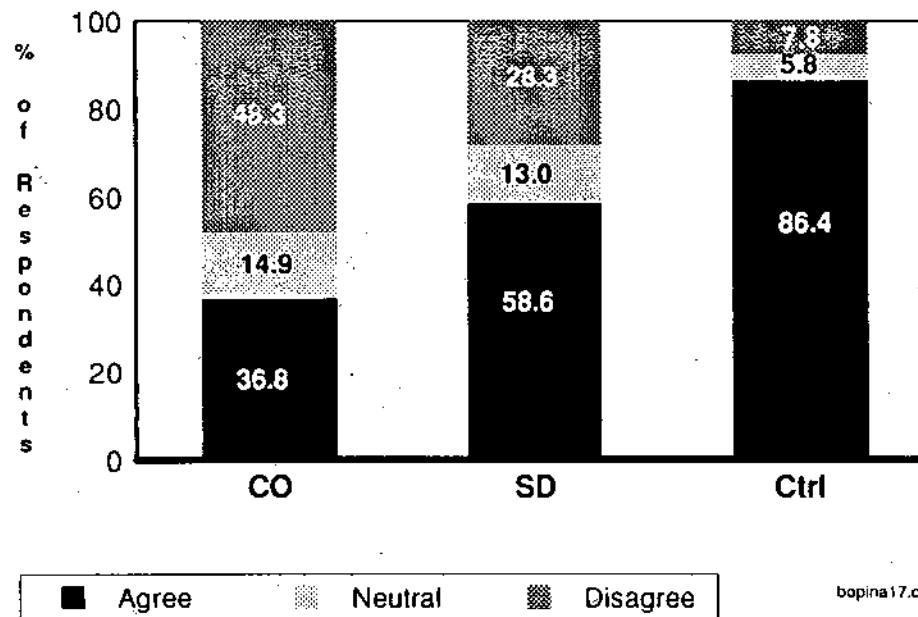
bopin17.cch



## Opinions About Living in a Gambling Community



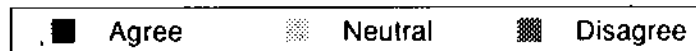
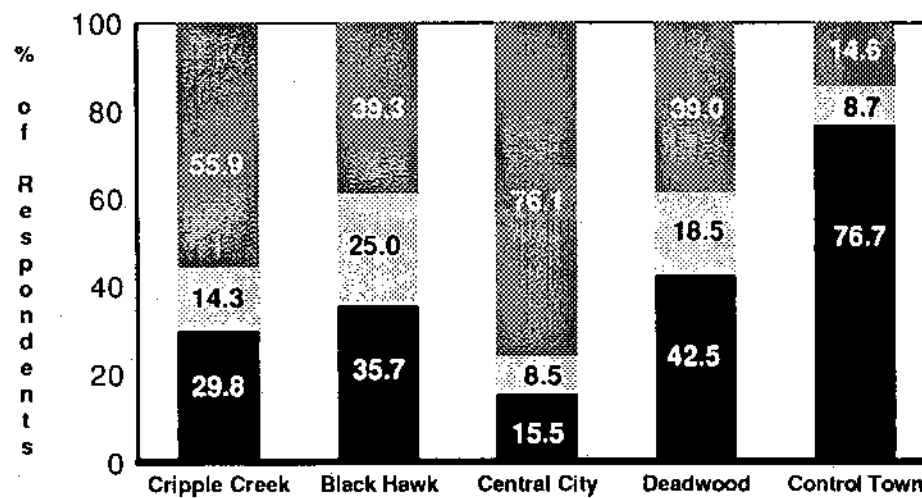
*I am Satisfied with My Town as a Place to Live*



## Opinions About Living in a Gambling Community



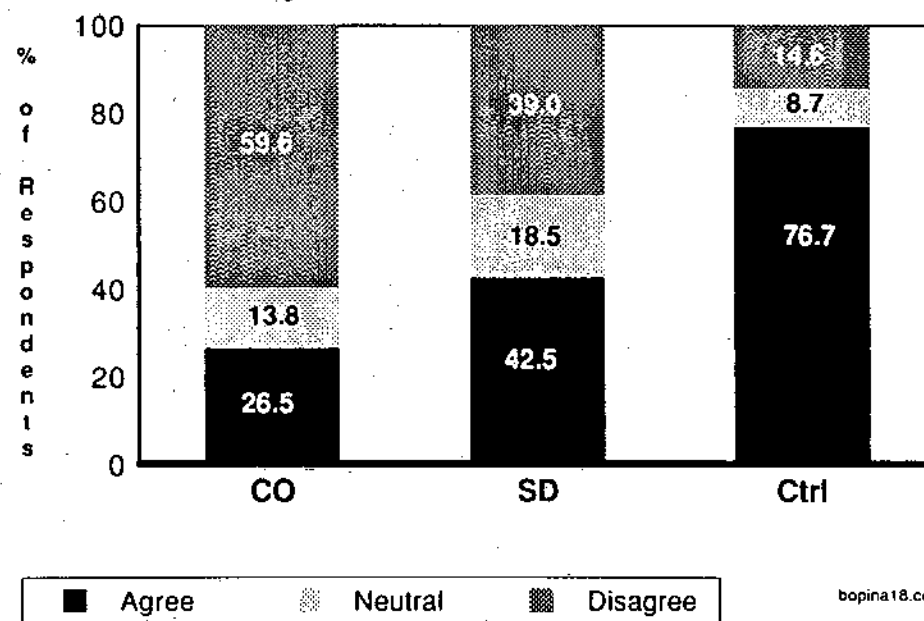
*My Town is an Ideal Place to Live*



bopin18.cch

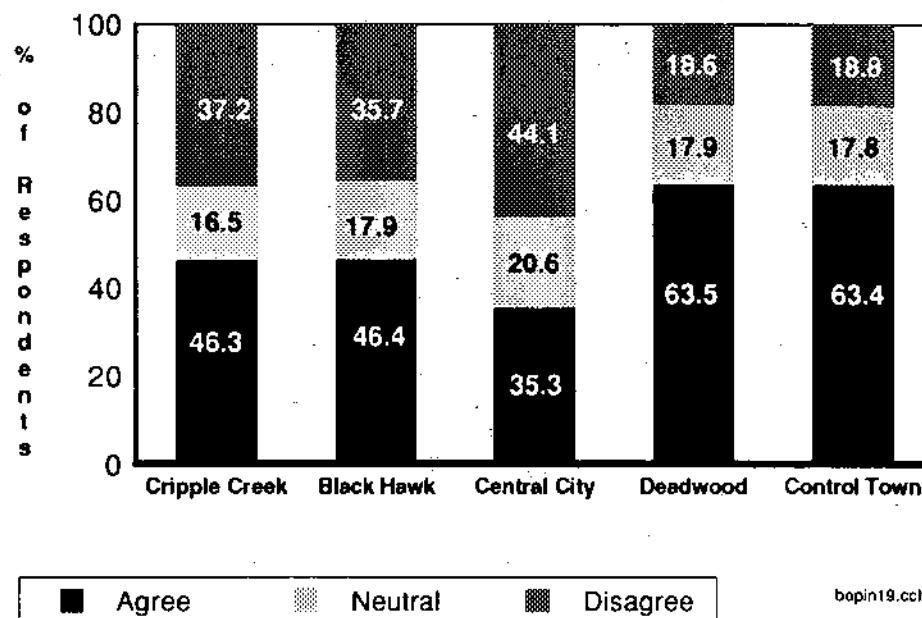
## Opinions About Living in a Gambling Community

*My Town is an Ideal Place to Live*



## Opinions About Living in A Gambling Community

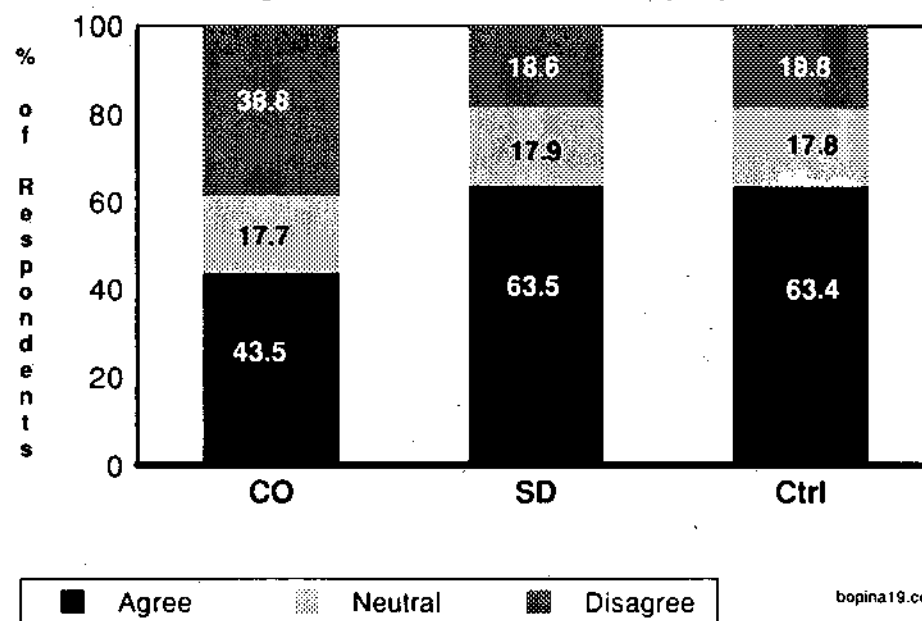
*I am Optimistic About the Future of My Town*



## Opinions About Living in A Gambling Community


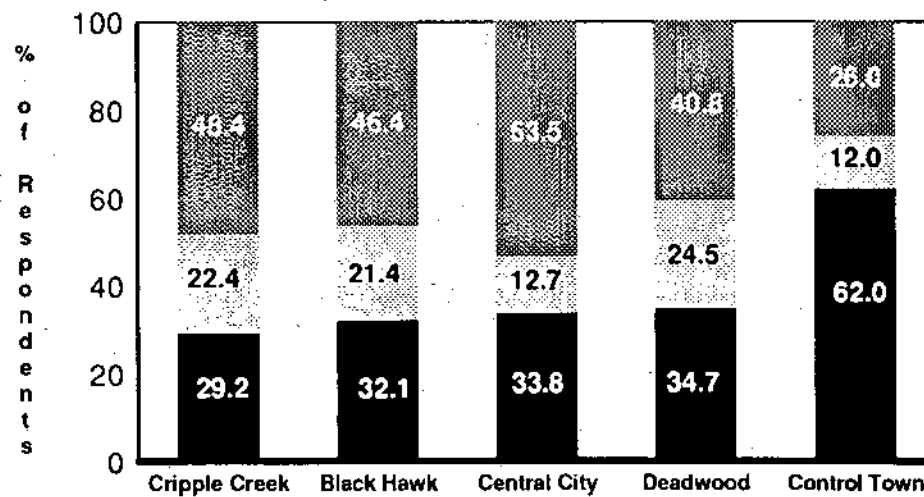


*I am Optimistic About the Future of My Town*



## Opinions About Living in a Gambling Community

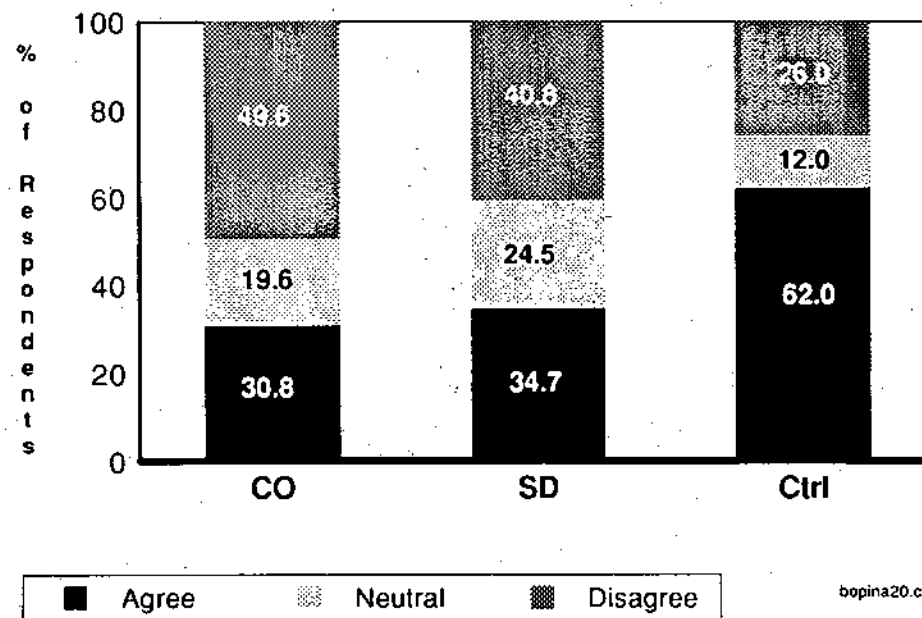
### *My Town Has Good Leaders*



bopin20.cch

## Opinions About Living in a Gambling Community

*My Town Has Good Leaders*

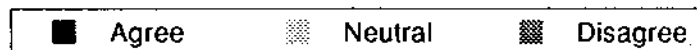
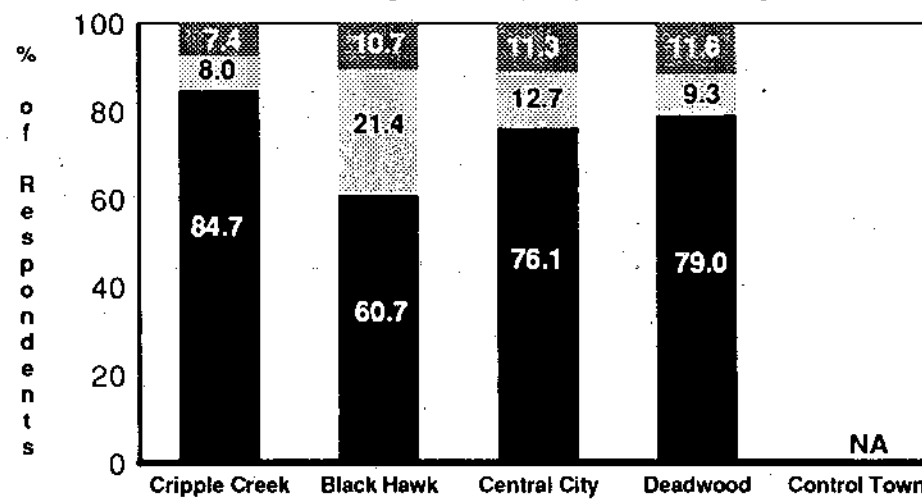


bopina20.cch

## Opinions About Living in a Gambling Community



*The Historic Designation of My Town is Important*



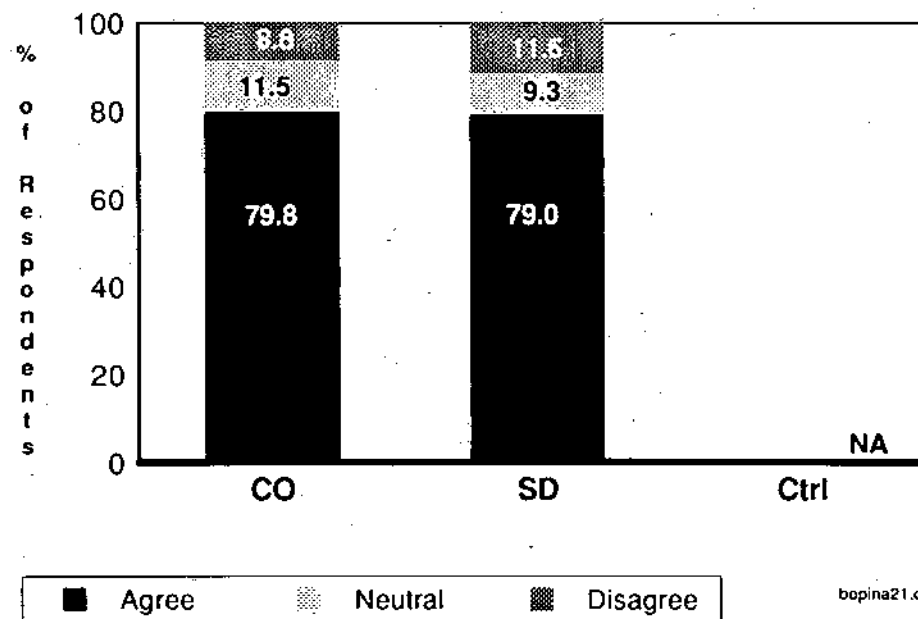
bopin21.cch



## Opinions About Living in a Gambling Community

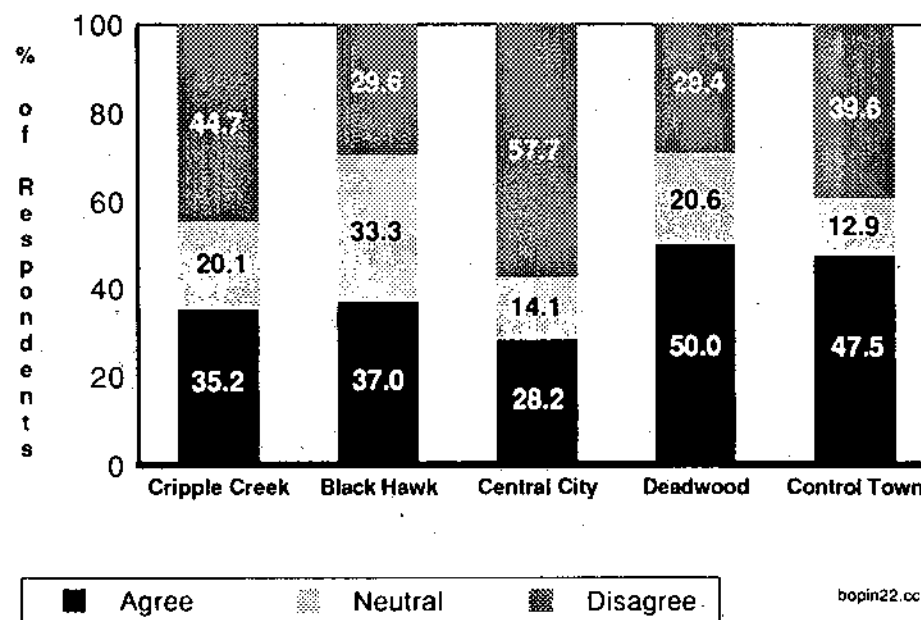


*The Historic Designation of My Town is Important*



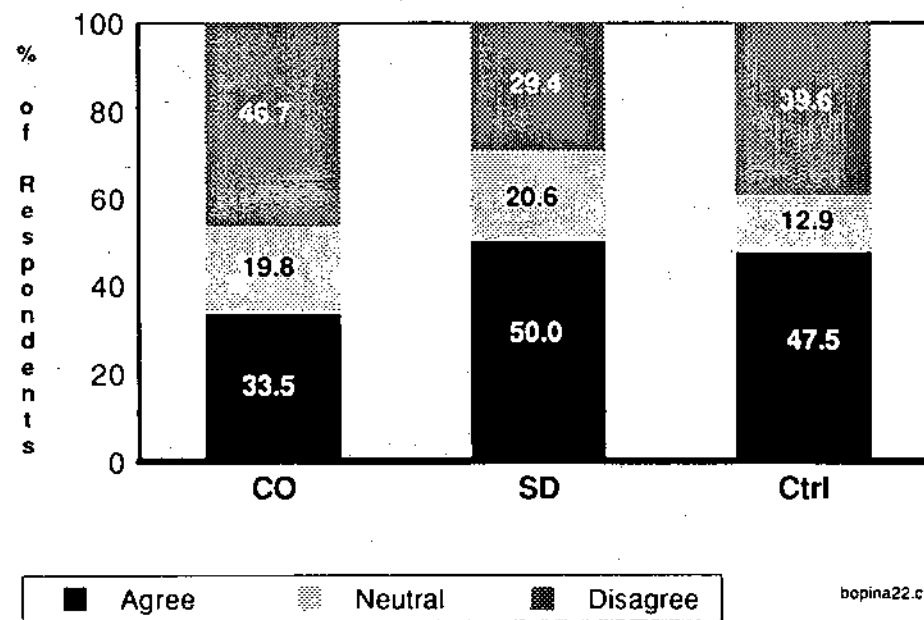
## Opinions About Living in a Gambling Community

*Residents Work Together for the Town*



## Opinions About Living in a Gambling Community

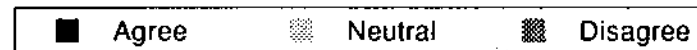
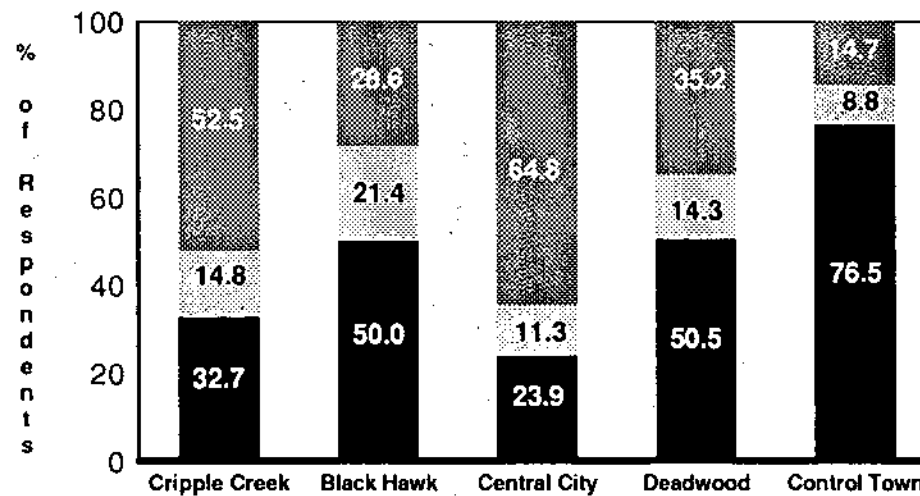
*Residents Work Together for the Town*



## Opinions About Living in a Gambling Community



*I am Satisfied with the Quality of Life in My Town*

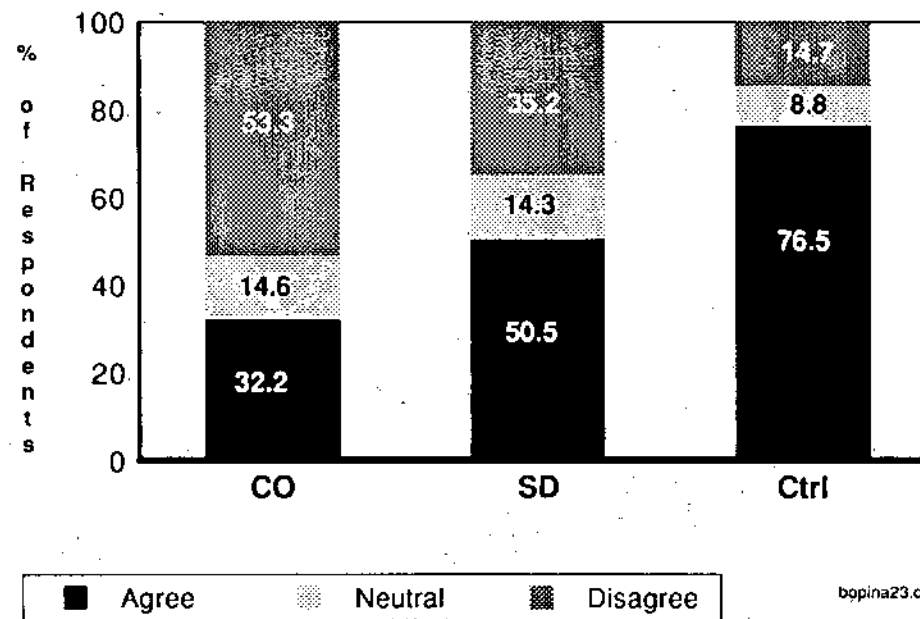


bopin23.cch

## Opinions About Living in a Gambling Community



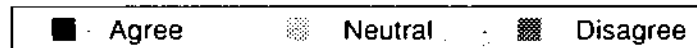
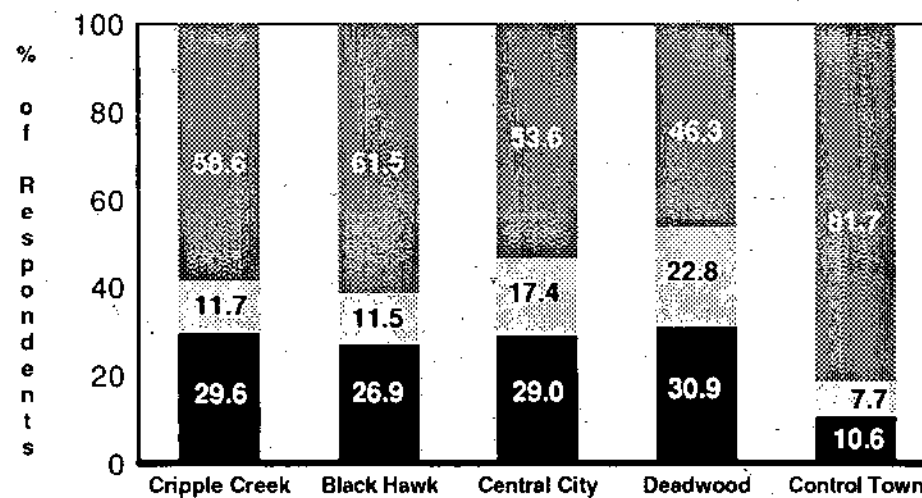
*I am Satisfied with the Quality of Life in My Town*



## Resident Feelings About Gambling



*I Don't Care if My Town Has Gambling*

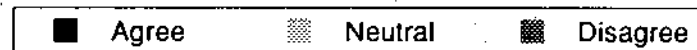
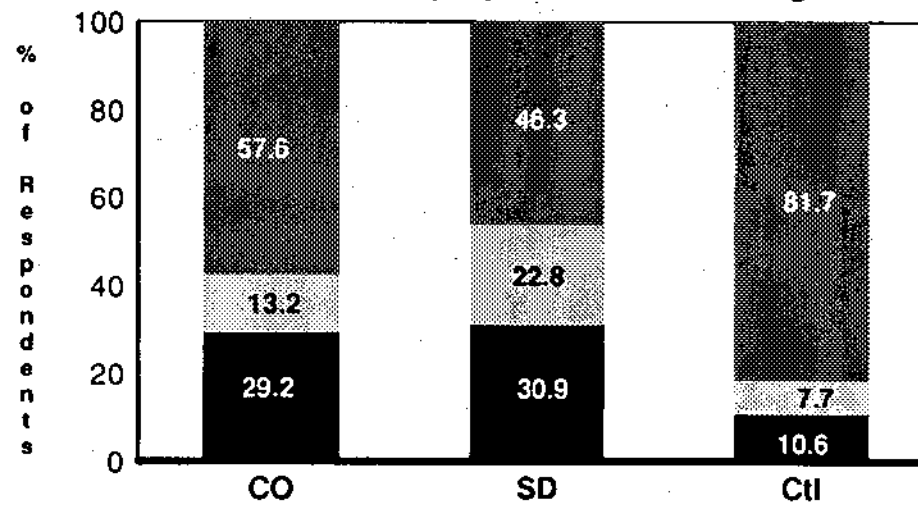


bgam101.cch

## Resident Feelings About Gambling

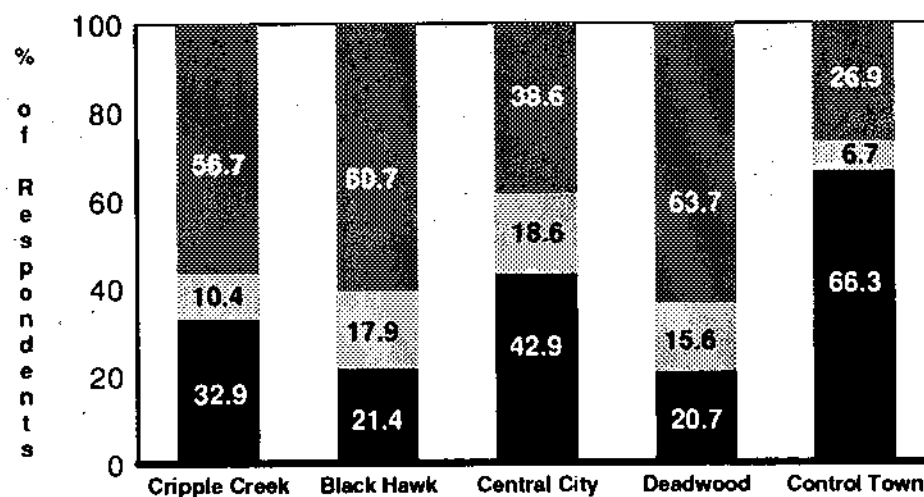


*I Don't Care if My Town Has Gambling*



bgamfa01.cch

# **Resident Feelings About Gambling** *It is Hard to Accept Gambling in My Town*

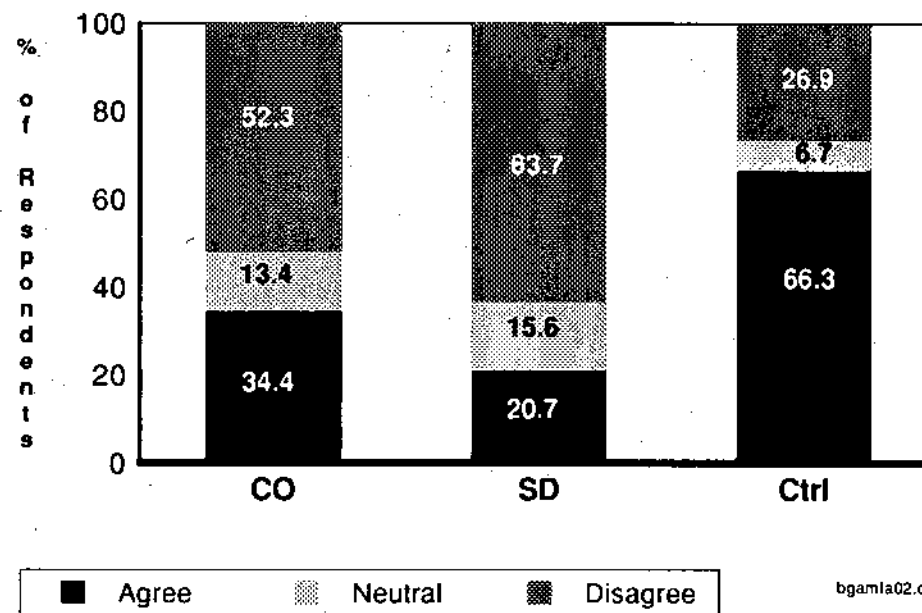


Agree
  Neutral
  Disagree

bgam102.cch



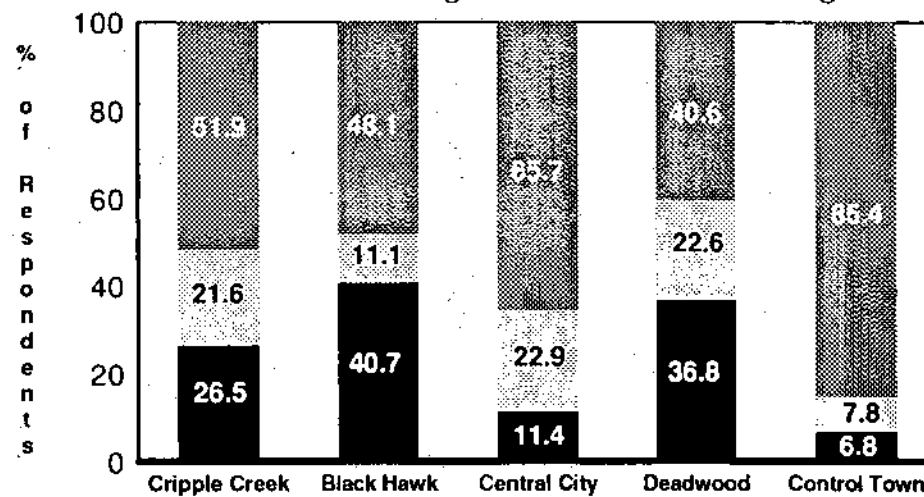
# **Resident Feelings About Gambling** *It is Hard to Accept Gambling in My Town*



## Resident Feelings About Gambling



*I Boast About Living in a Town with Gambling*



Agree



Neutral

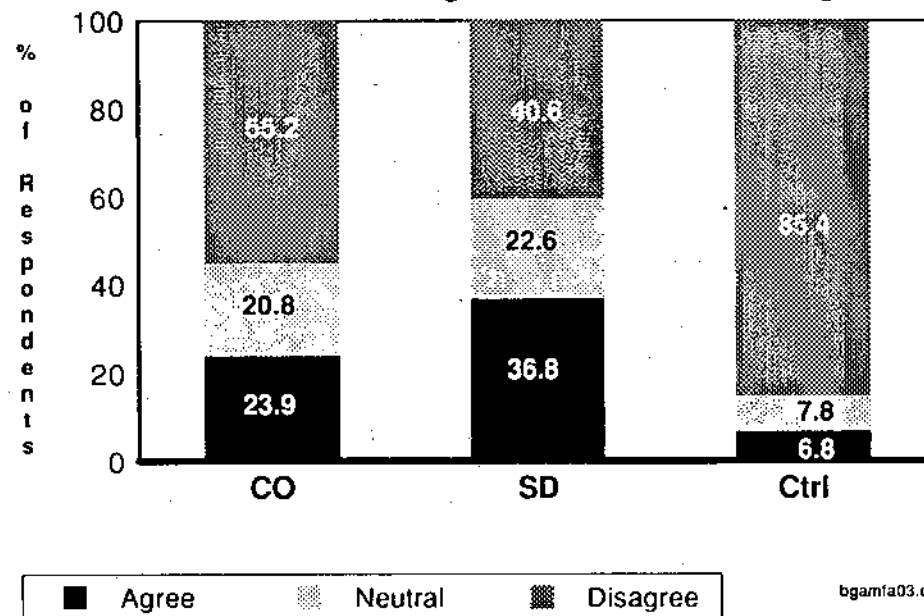


Disagree

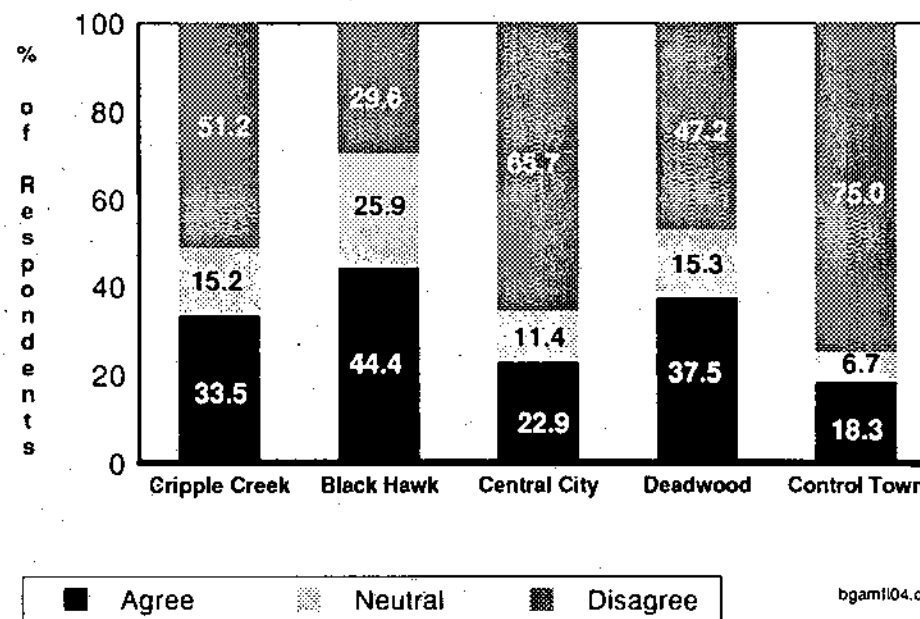
bgamf103.cch

## Resident Feelings About Gambling

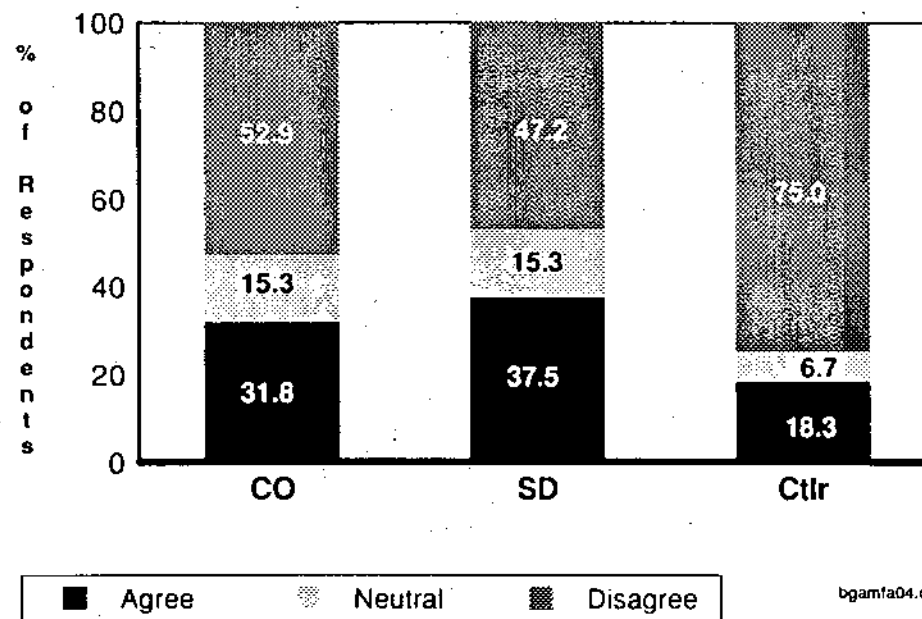
*I Boast About Living in a Town with Gambling*



# **Resident Feelings About Gambling** *I Receive Social Benefits from Gambling*



# **Resident Feelings About Gambling** *I Receive Social Benefits from Gambling*

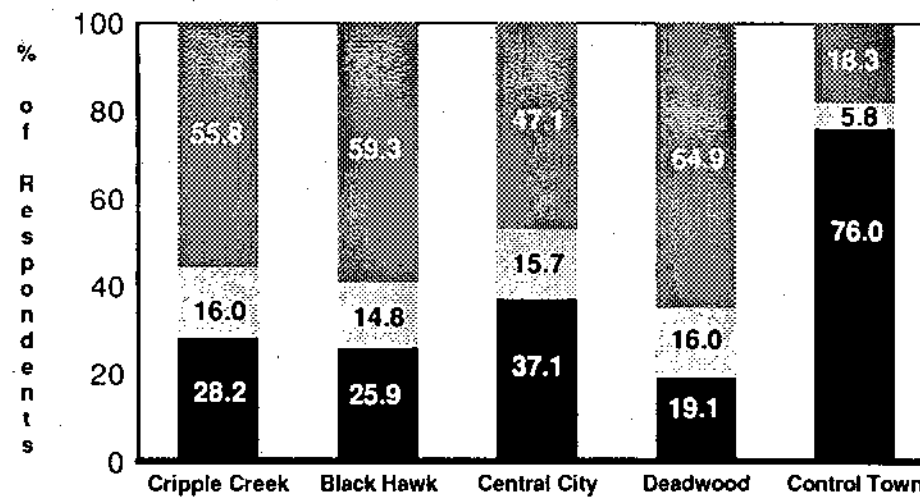


bgamfa04.cch

## Resident Feelings About Gambling



*Gambling is Not Appropriate for My Town*



Agree



Neutral



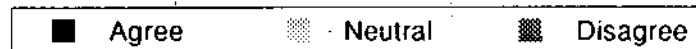
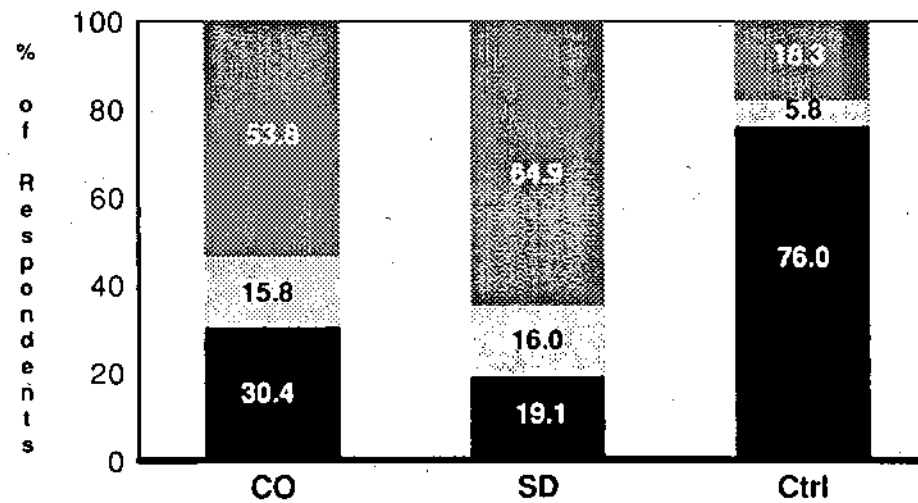
Disagree

bgam105.cch

## Resident Feelings About Gambling



*Gambling is Not Appropriate for My Town*

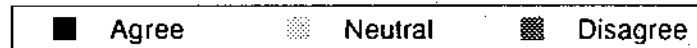
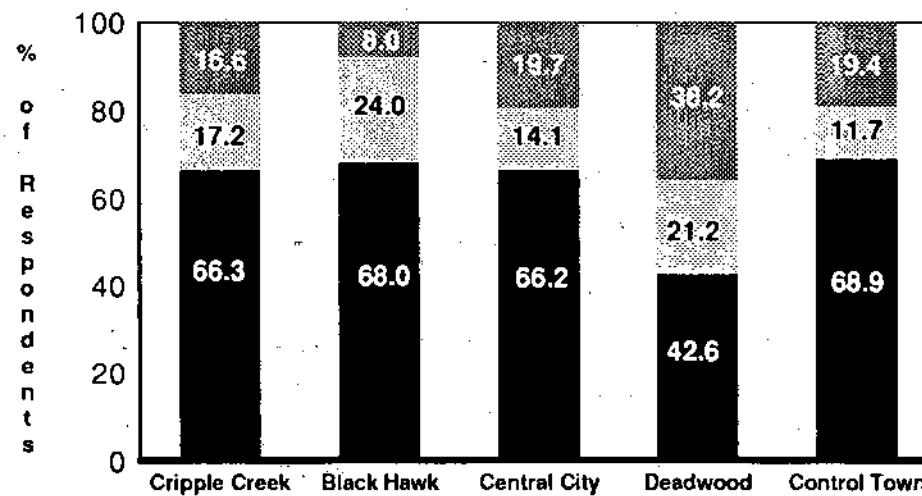


bgam1a05.cch

## Resident Feelings About Gambling



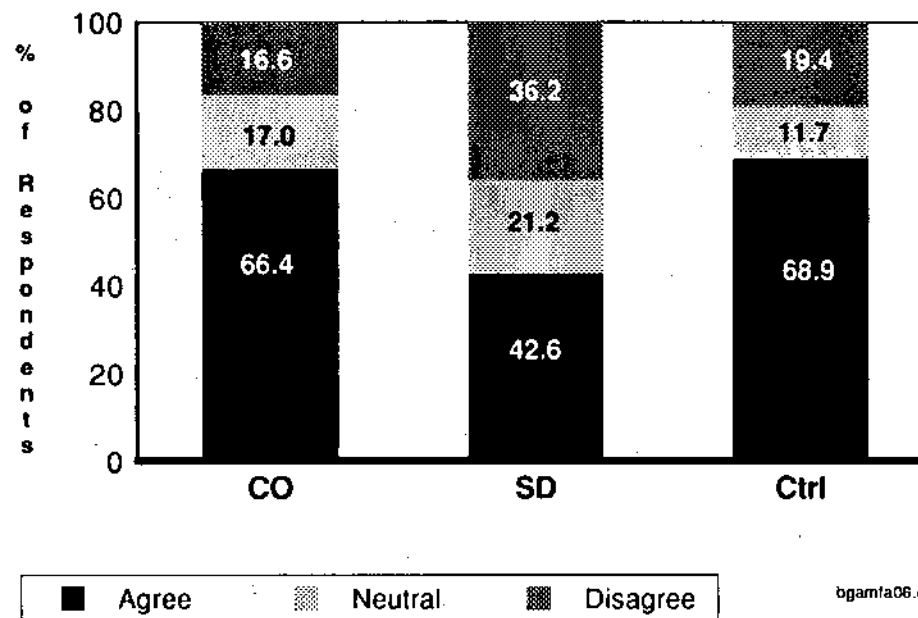
*Profits from Gambling in My Town Go To Outsiders*



bgam106.cch



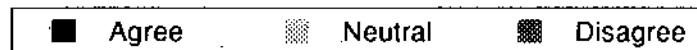
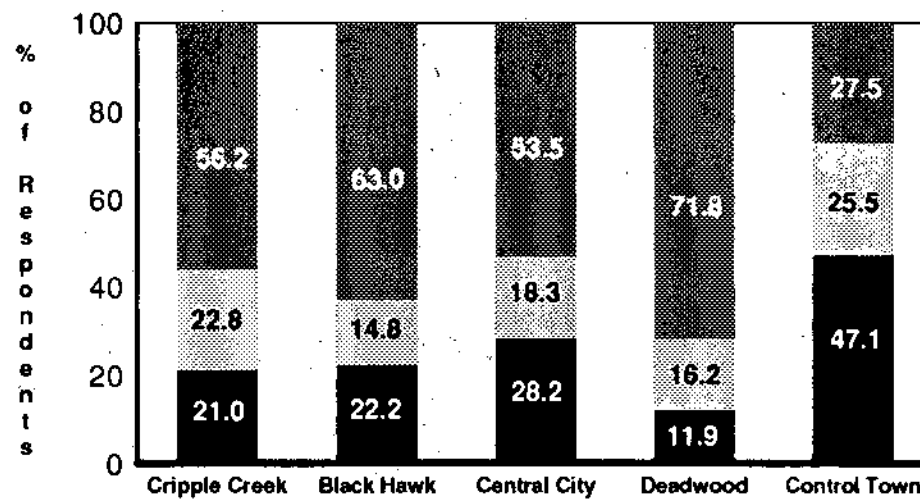
# **Resident Feelings About Gambling** *Profits from Gambling in My Town Go To Outsiders*



## Resident Feelings About Gambling



*I am Embarrassed to Live in a Gambling Town*

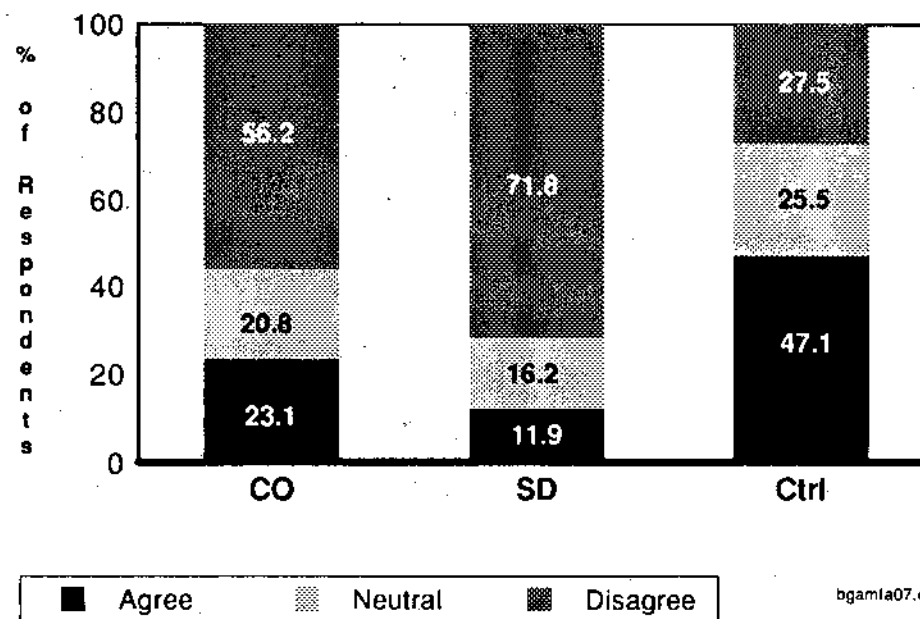


bgam1107.cch

## Resident Feelings About Gambling

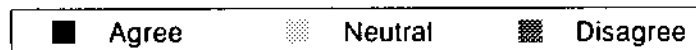
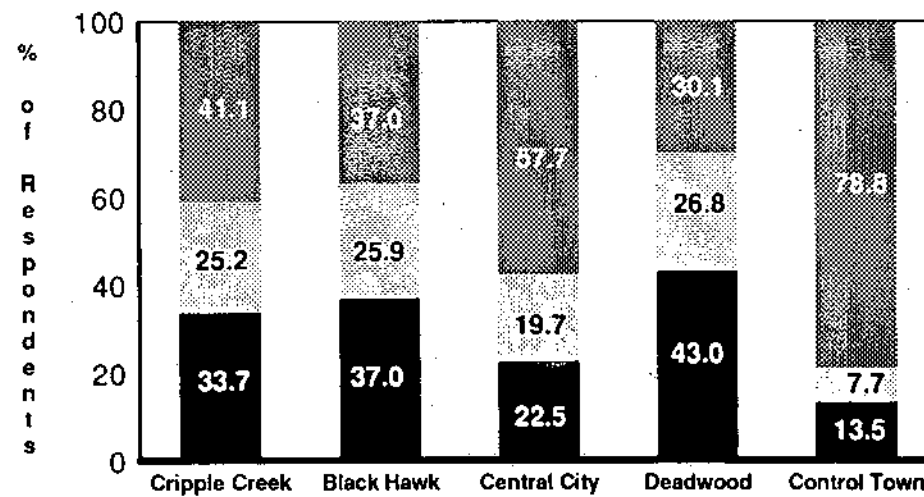


*I am Embarrassed to Live in a Gambling Town*



bgamia07.cch

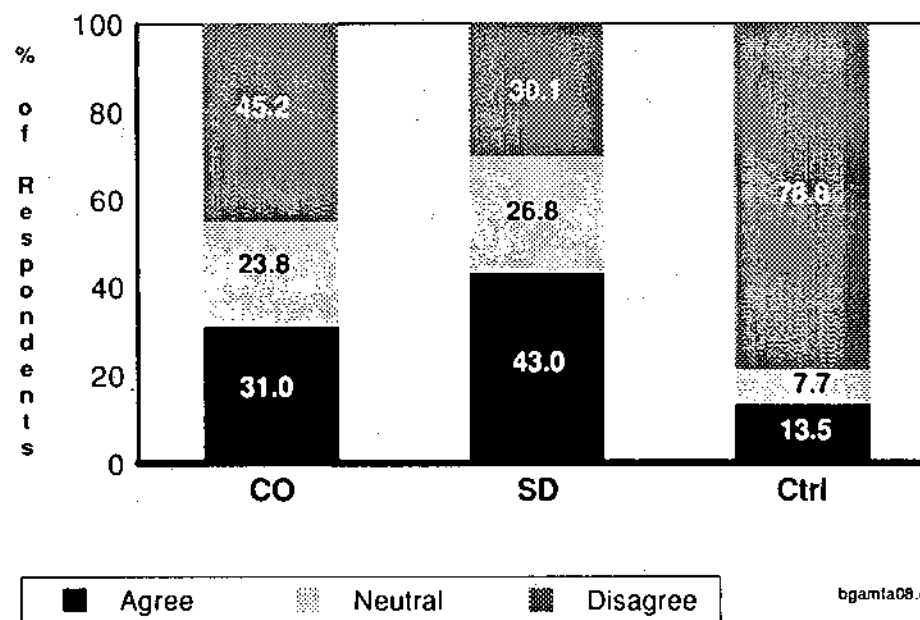
# **Resident Feelings About Gambling** *Having Gambling in My Town Is a Pleasure*



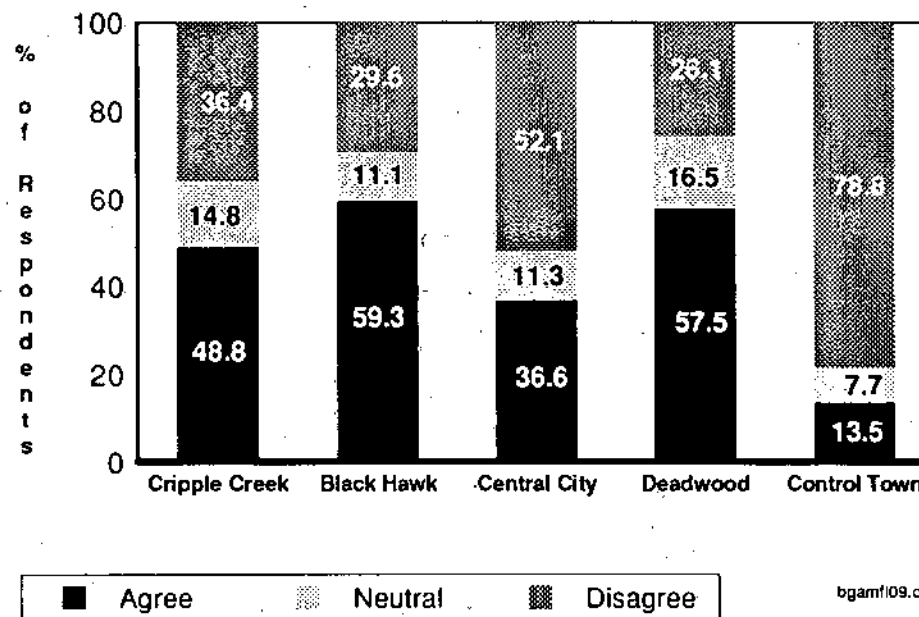
bgam108.cch

# Resident Feelings About Gambling

*Having Gambling in My Town Is a Pleasure*



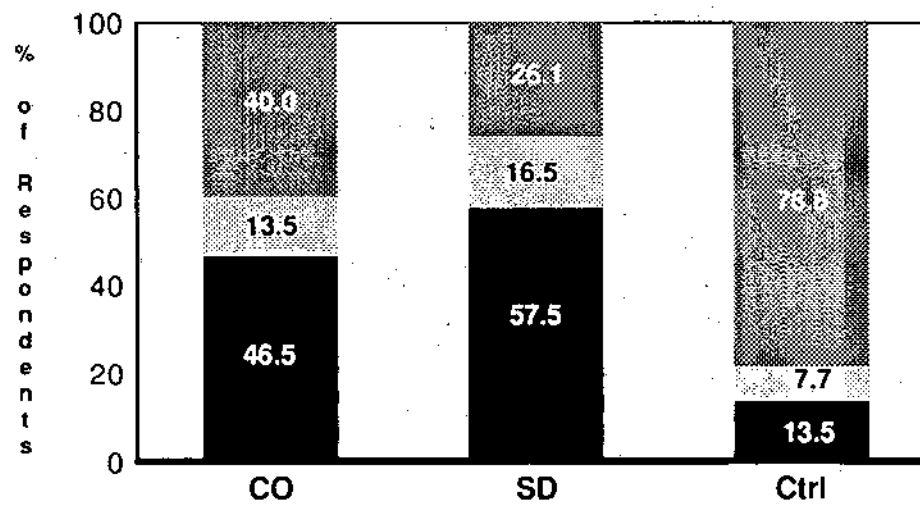
# **Resident Feelings About Gambling** *Developing Gambling Was the Right Choice*



## Resident Feelings About Gambling



*Developing Gambling Was the Right Choice*



Agree



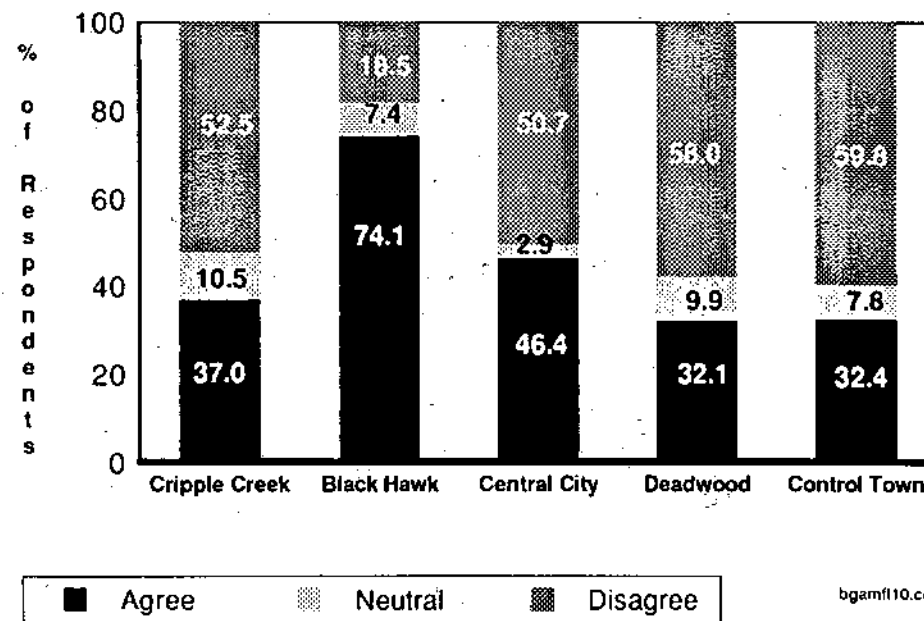
Neutral



Disagree

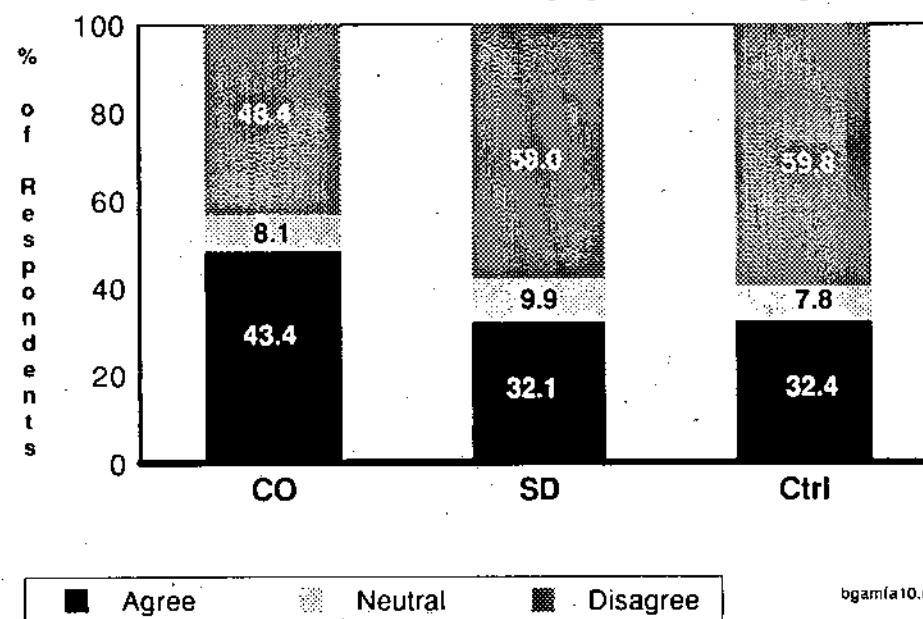
bgamia09.cch

# **Resident Feelings About Gambling** *I Receive Economic Benefit from Gambling*





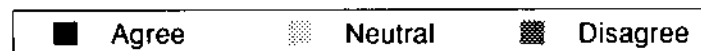
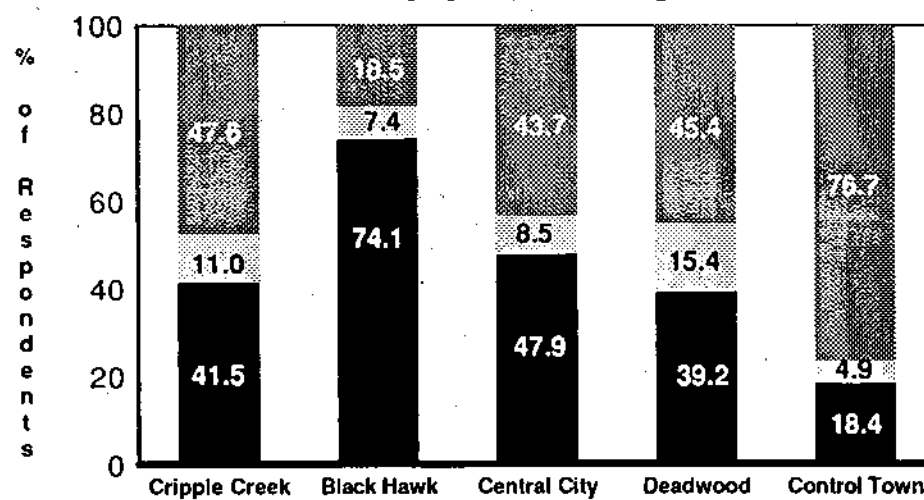
# **Resident Feelings About Gambling** *I Receive Economic Benefit from Gambling*



## Resident Feelings About Gambling



*I Benefit from Gambling*

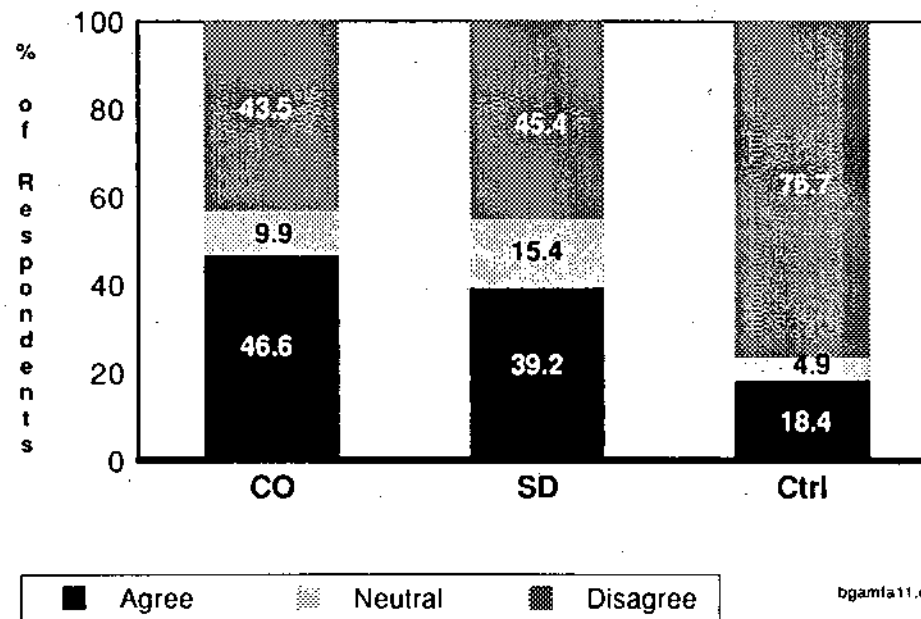


bgam1111.cch

## Resident Feelings About Gambling




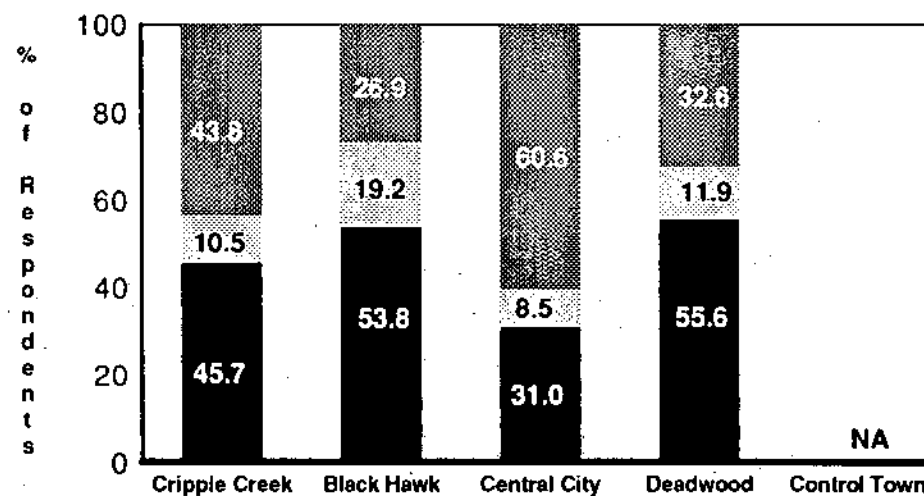
*I Benefit from Gambling*



## Resident Feelings About Gambling



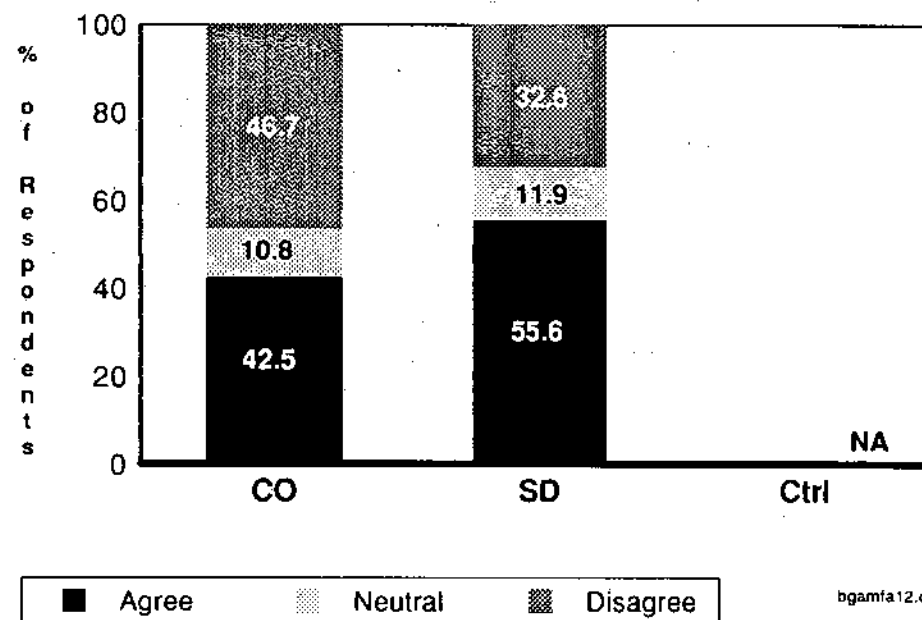
*I Would Support Gambling If We Could Decide Again*



bgamf112.cch

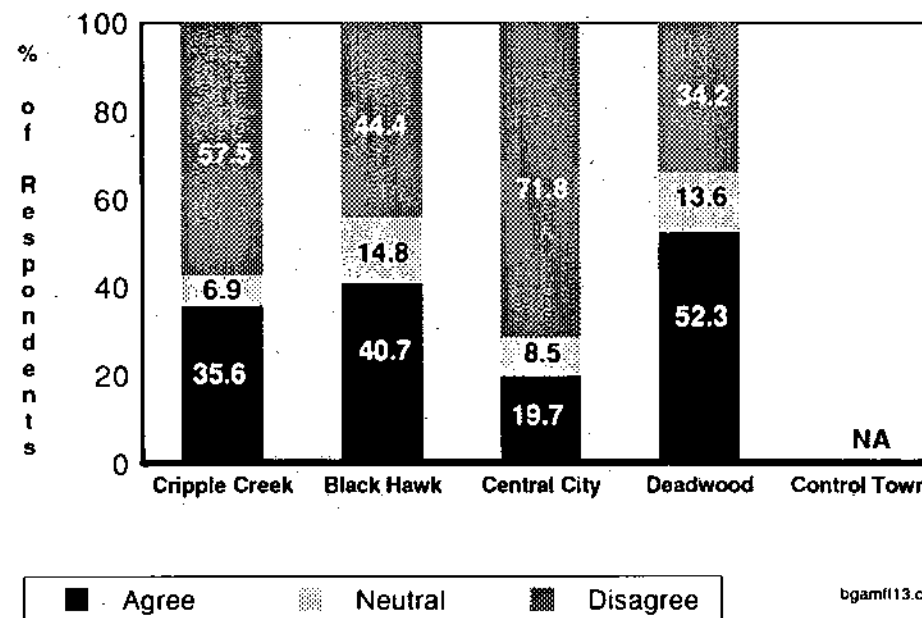
## Resident Feelings About Gambling

*I Would Support Gambling If We Could Decide Again*



bgamfa12.cch

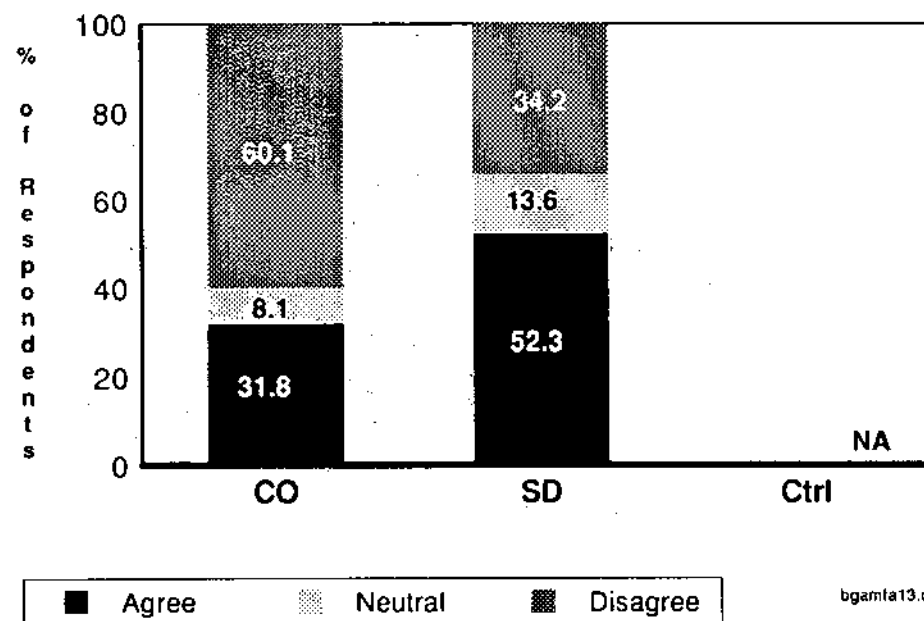
# **Resident Feelings About Gambling** *The Small Stakes Limit Should be Increased*



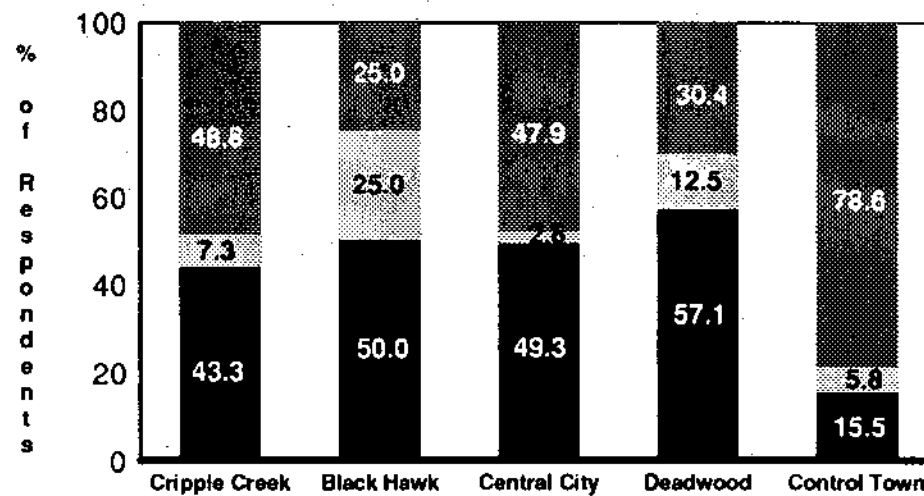
## Resident Feelings About Gambling



*The Small Stakes Limit Should be Increased*



# **Resident Feelings About Gambling** *My Town Would Have No Future without Gambling*



Agree
  Neutral
  Disagree

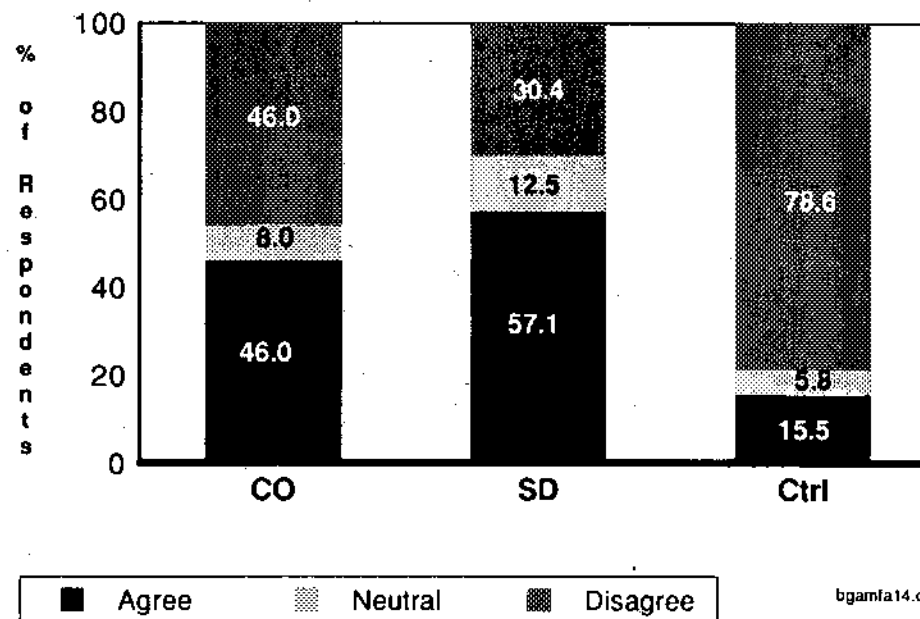
bgam1114.cch



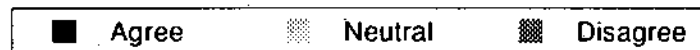
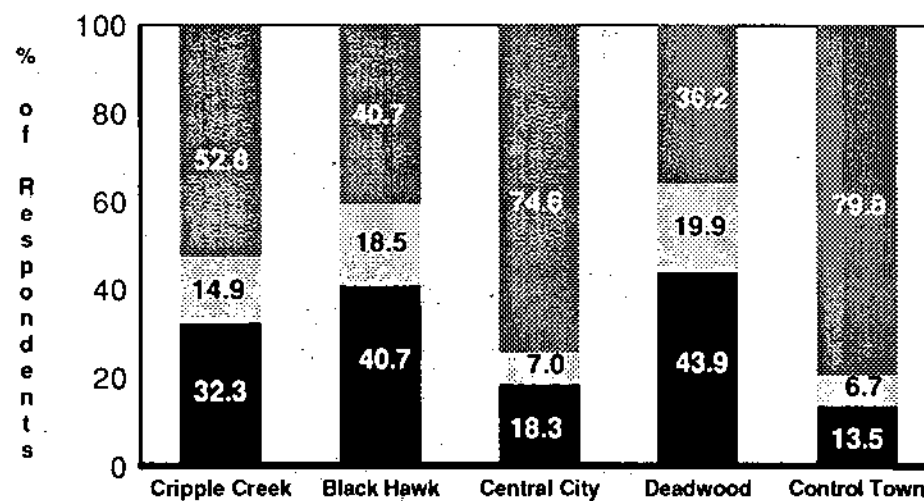
## Resident Feelings About Gambling



*My Town Would Have No Future without Gambling*

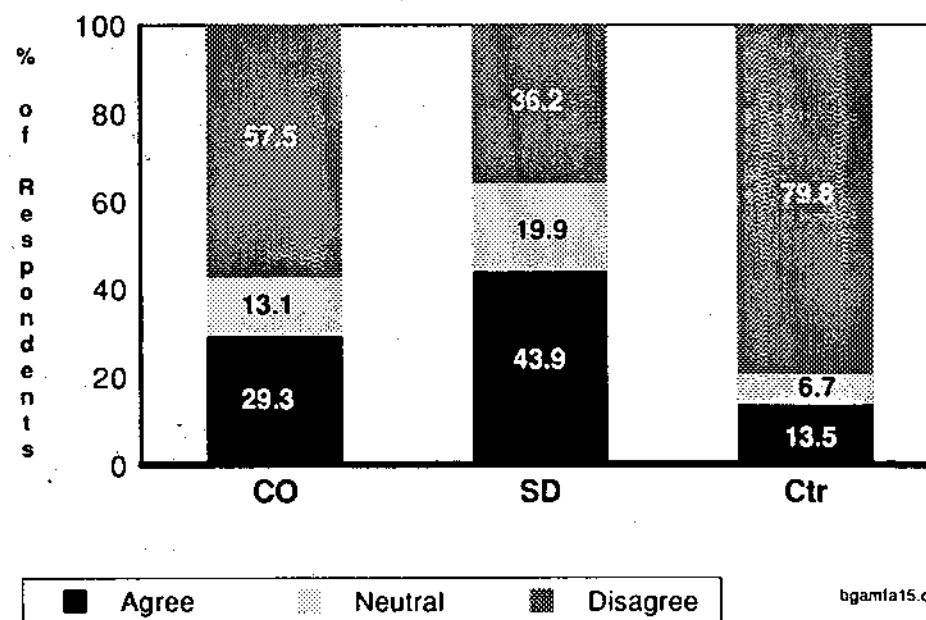


# **Resident Feelings About Gambling** *Gambling Makes My Town a Better Place to Live*



bgam1115.cch

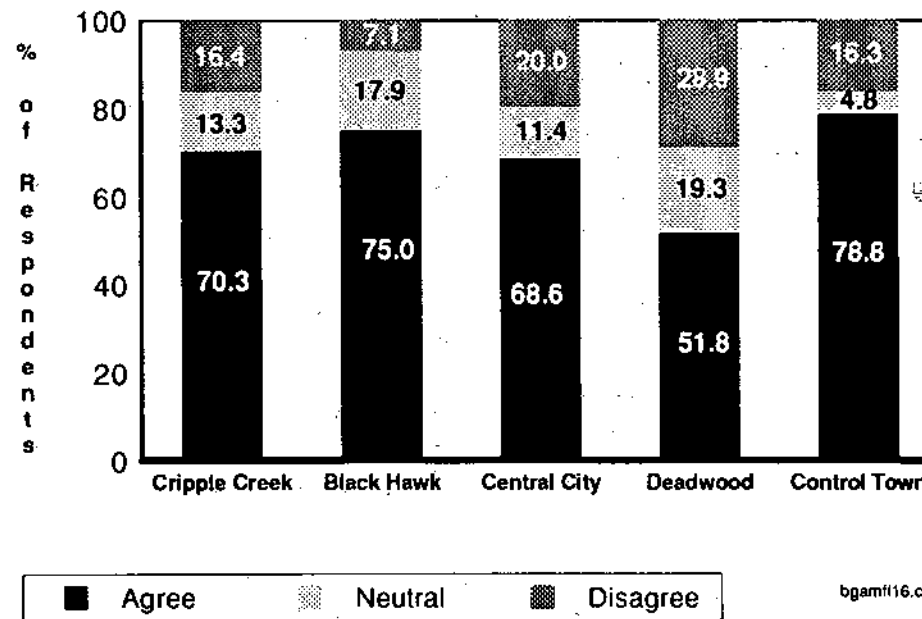
# **Resident Feelings About Gambling** *Gambling Makes My Town a Better Place to Live*



## Resident Feelings About Gambling



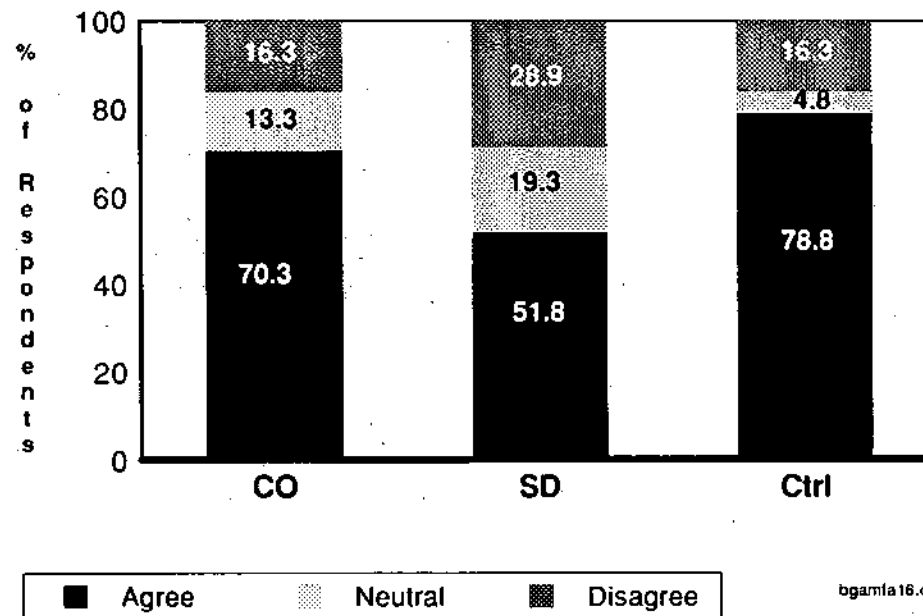
*Many People Moved Because of Gambling*



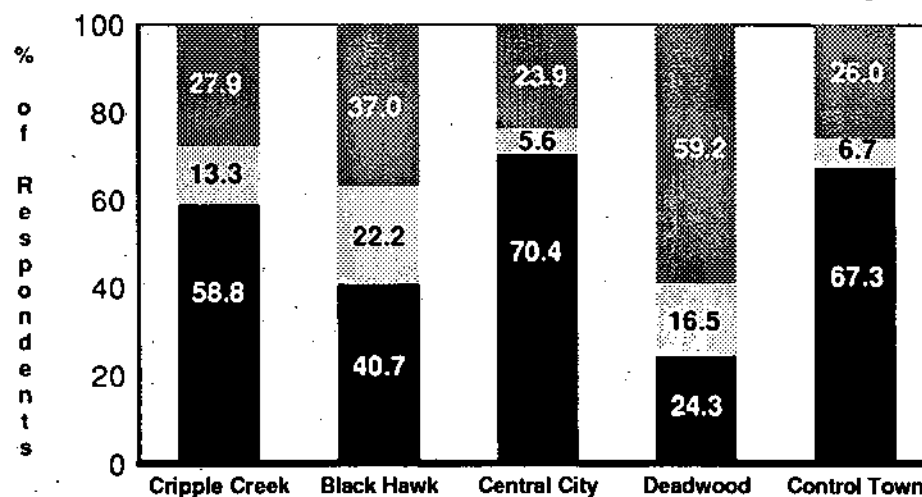
## Resident Feelings About Gambling



*Many People Moved Because of Gambling*



# **Resident Feelings About Gambling** *Traditional Tourists Stay Away Because of Gambling*

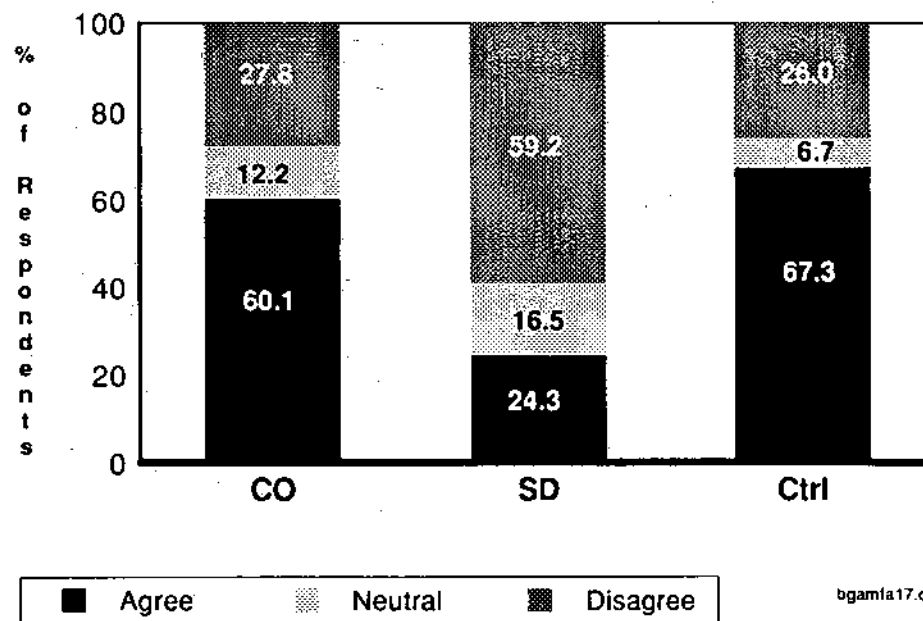


Agree
  Neutral
  Disagree

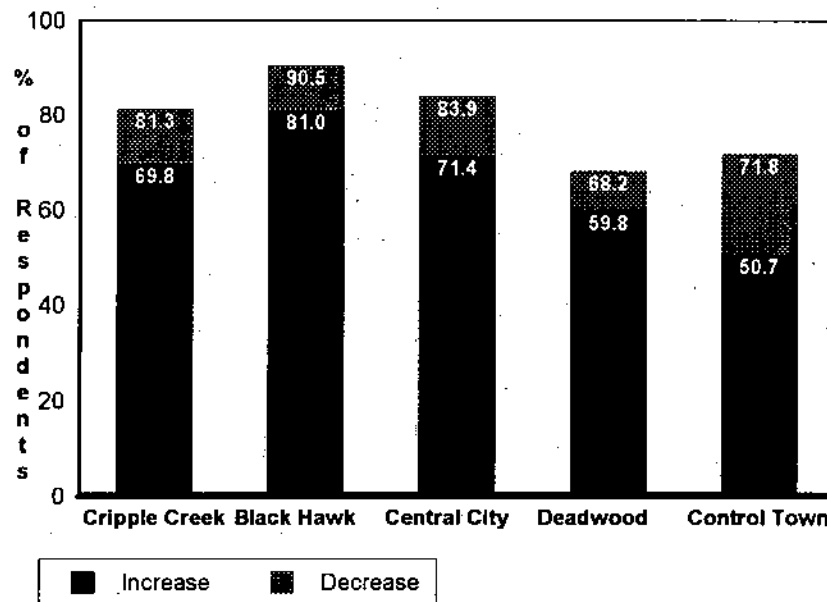
bgamf117.cch

### Resident Feelings About Gambling

*Traditional Tourists Stay Away Because of Gambling*



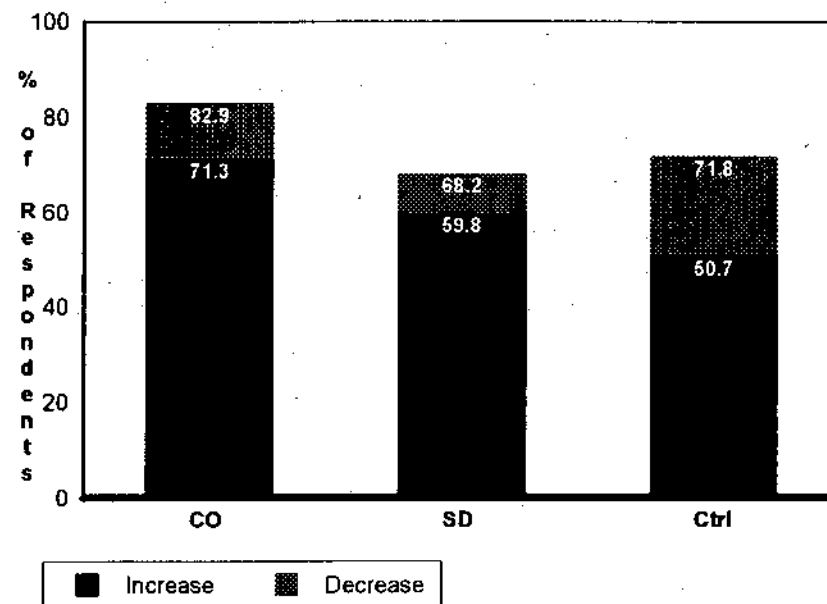
## Perceived Changes in Community Personal Incomes



In each gambling community, over 89% of the change in personal income was attributed to gambling.

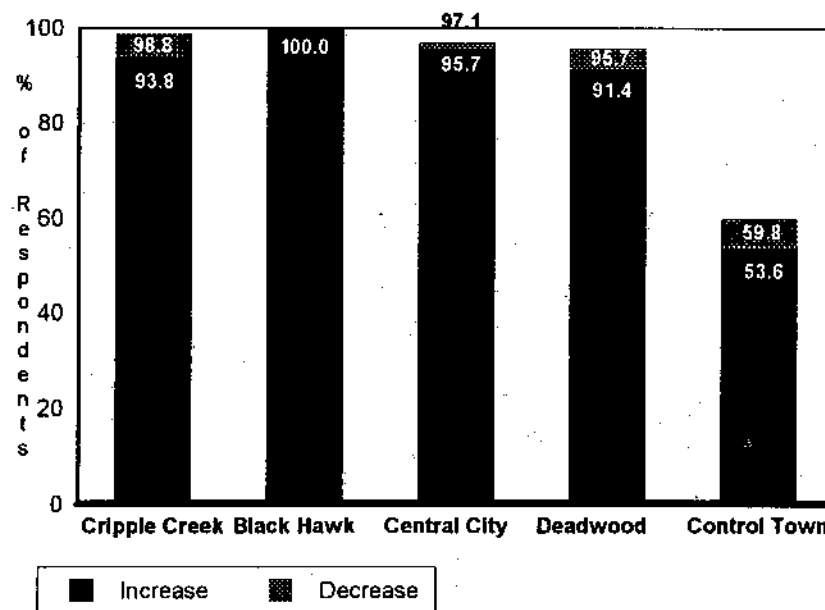


## Perceived Changes in Community Personal Incomes



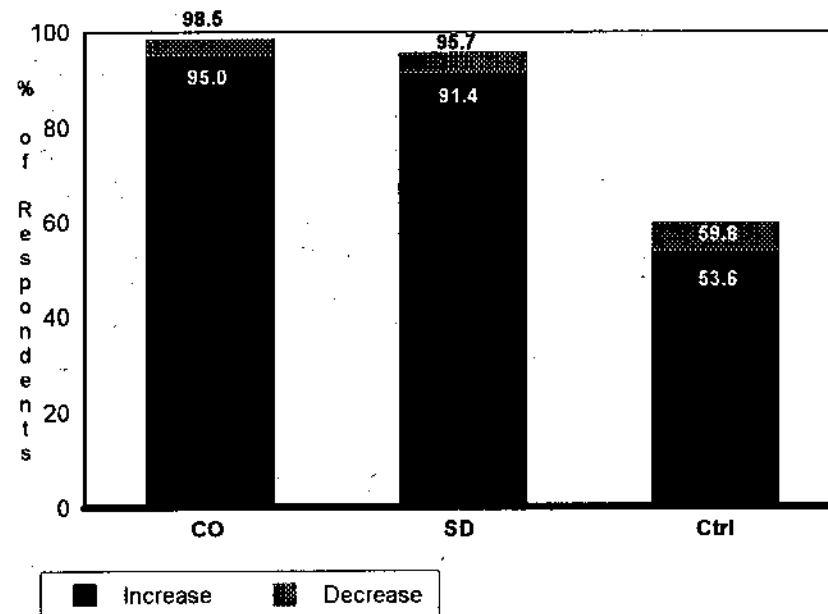
In each gambling community, over 89% of the change in personal income was attributed to gambling.

## Perceived Changes in Community Traffic Congestion



In each gambling community, over 98% of the change in traffic congestion was attributed to gambling.

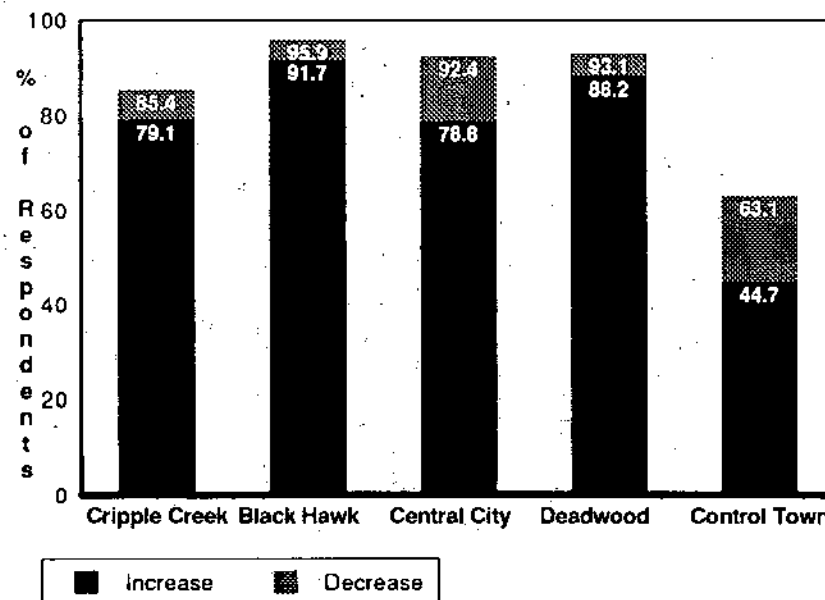
# Perceived Changes in Community Traffic Congestion



In each gambling community, over 98% of the change in traffic congestion was attributed to gambling.

## Perceived Changes in Community

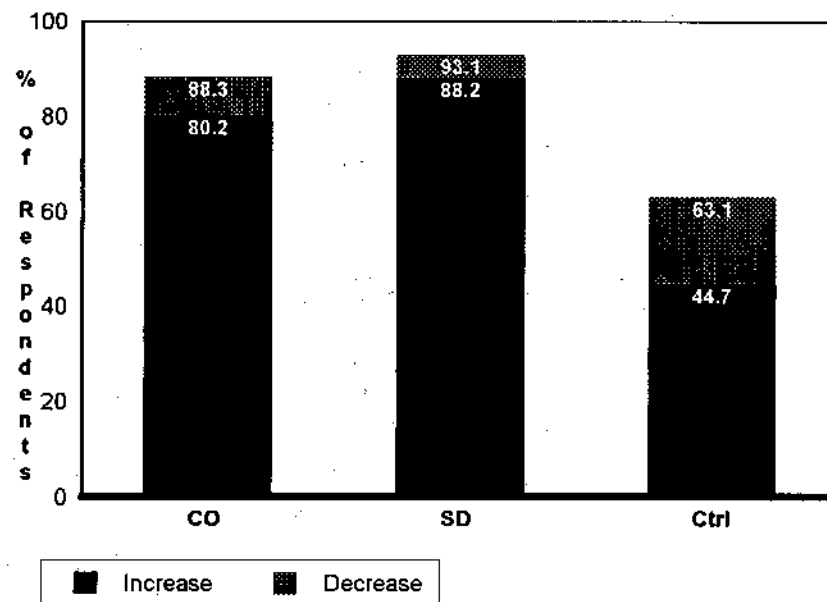
### *Jobs for Residents*



In each gambling community, over 96% of the change in jobs for local residents was attributed to gambling.

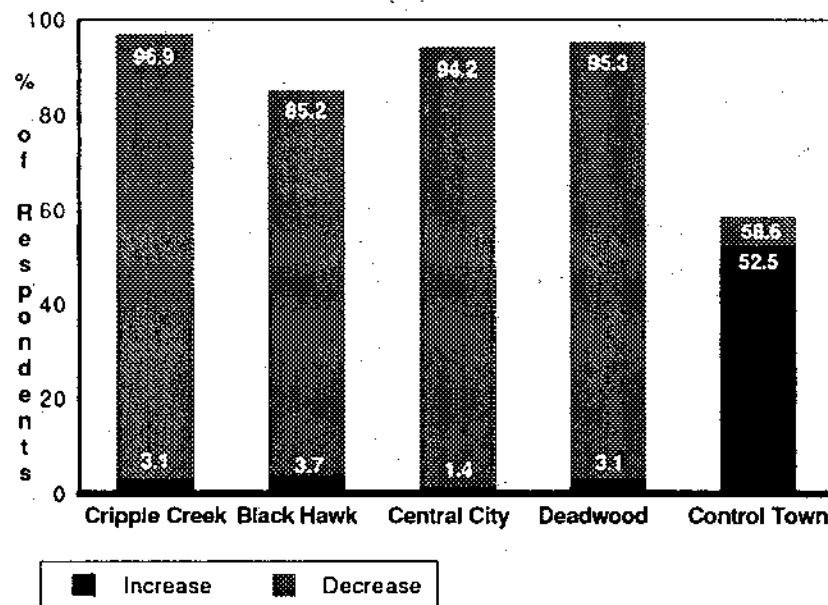
## Perceived Changes in Community

### *Jobs for Local Residents*



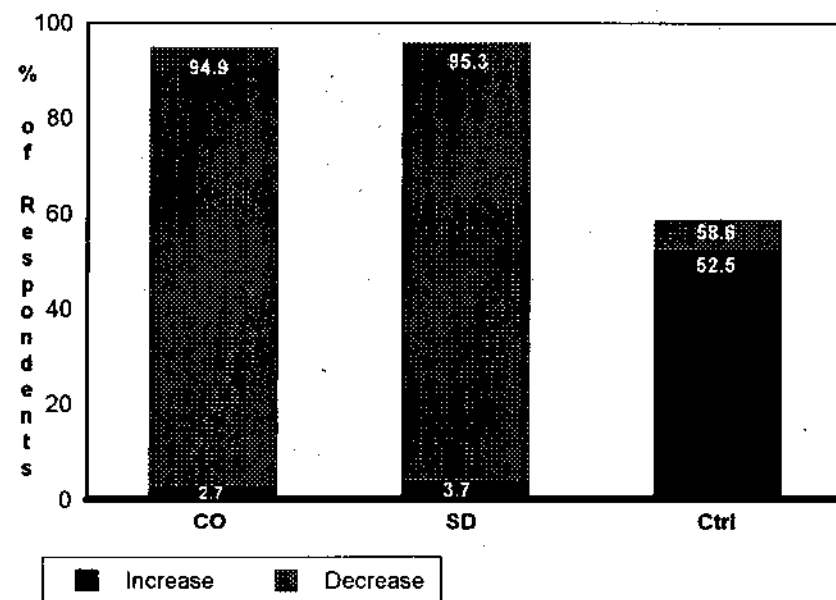
In each gambling community, over 98% of the change in jobs for local residents was attributed to gambling.

# Perceived Changes in Community *Variety of Shopping*



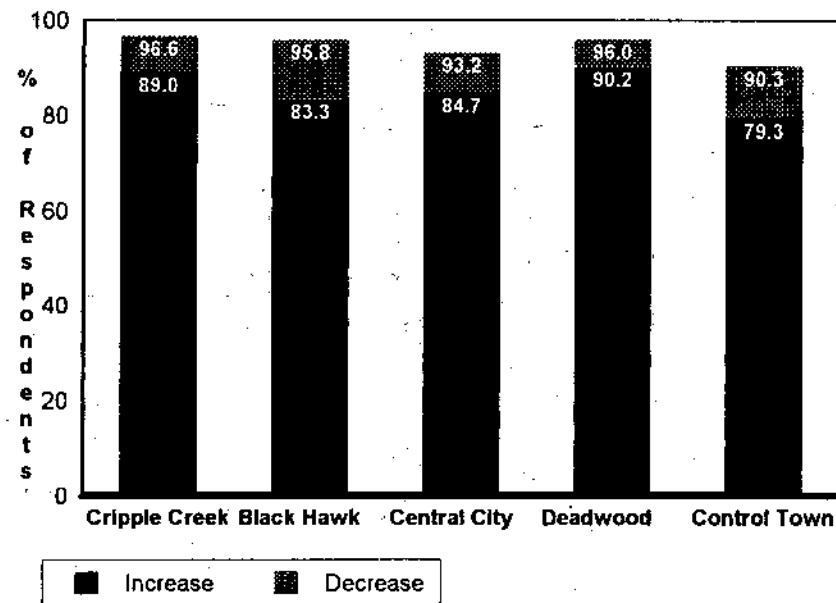
In each gambling community, over 82% of the change in vareity of shopping was attributed to gambling.

# Perceived Changes in Community *Variety of Shopping*



In each gambling community, over 93% of the change in vareity of shopping was attributed to gambling.

## Perceived Changes in Community Local Revenue

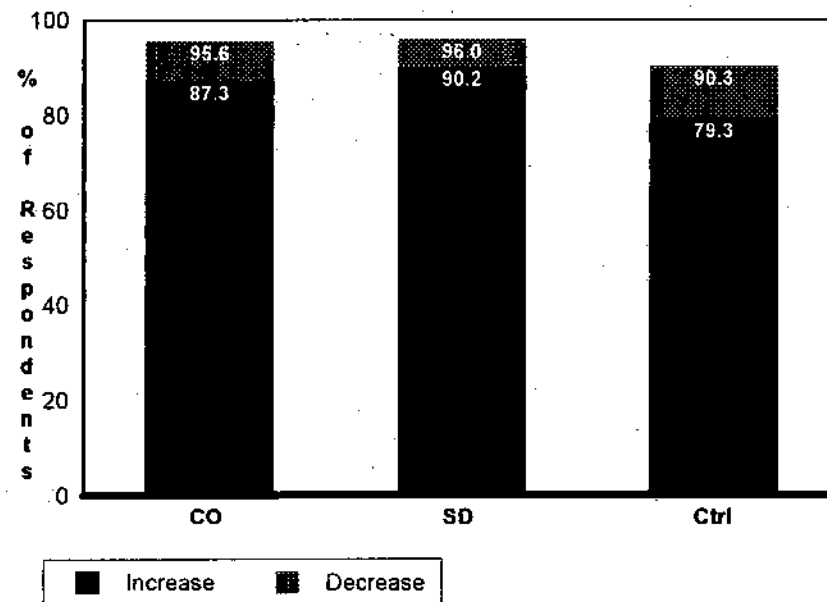


In each gambling community, over 96% of the change in local revenue was attributed to gambling.



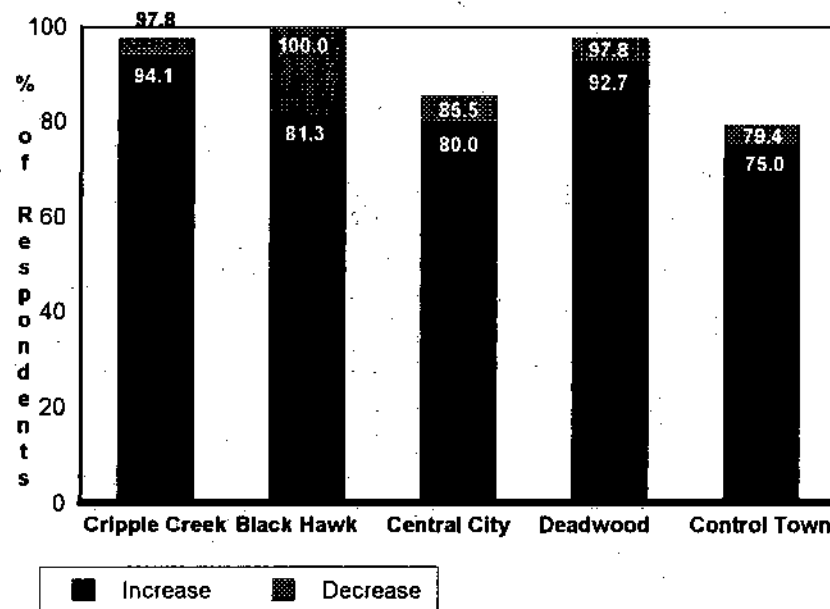
## Perceived Changes in Community

### *Local Revenue*



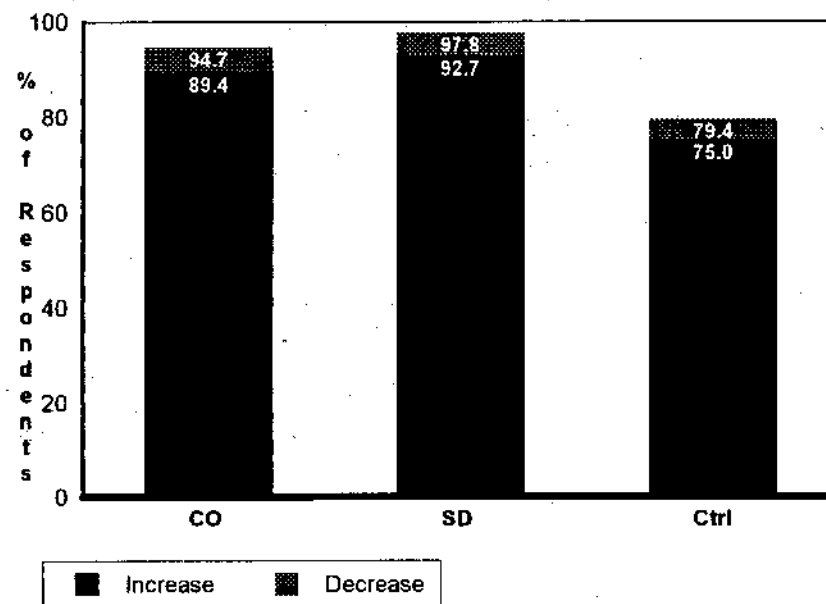
In each gambling community, over 98% of the change in local revenue was attributed to gambling.

# Perceived Changes in Community Local Property Taxes Collected



In each gambling community, over 95% of the change in amount of local property taxes collected was attributed to gambling.

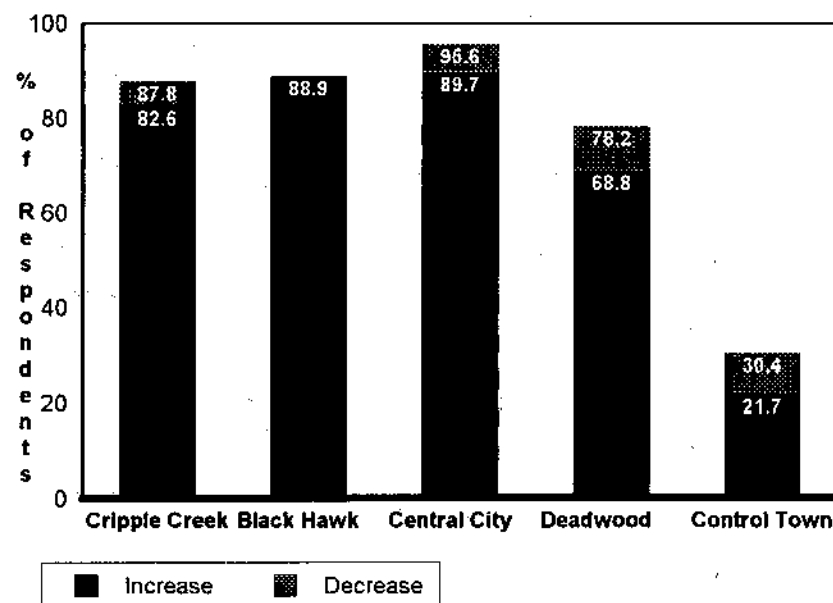
# Perceived Changes in Community Local Property Taxes Collected



In each gambling community, over 97% of the change in amount of local property taxes collected was attributed to gambling.

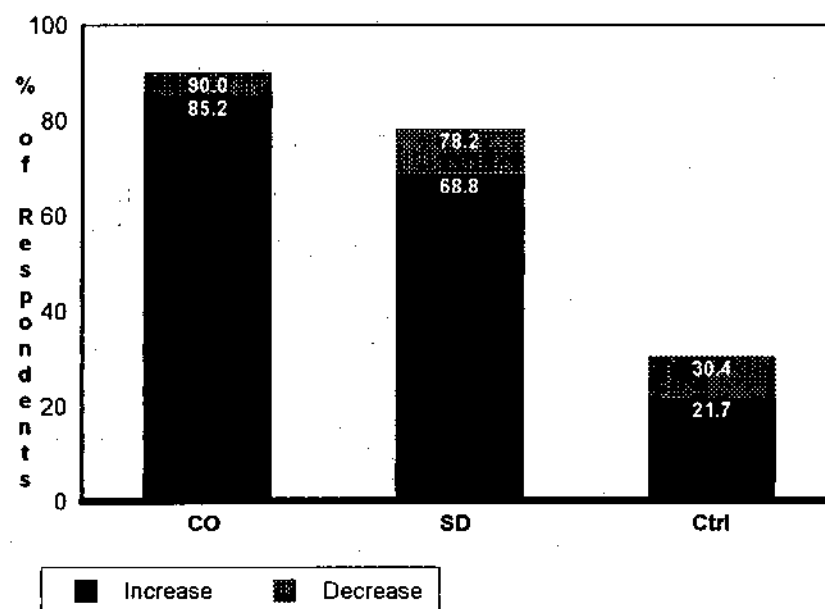
## Perceived Changes in Community

### *Driving Hazards*



In each gambling community, over 87% of the change in the number of driving hazards was attributed to gambling.

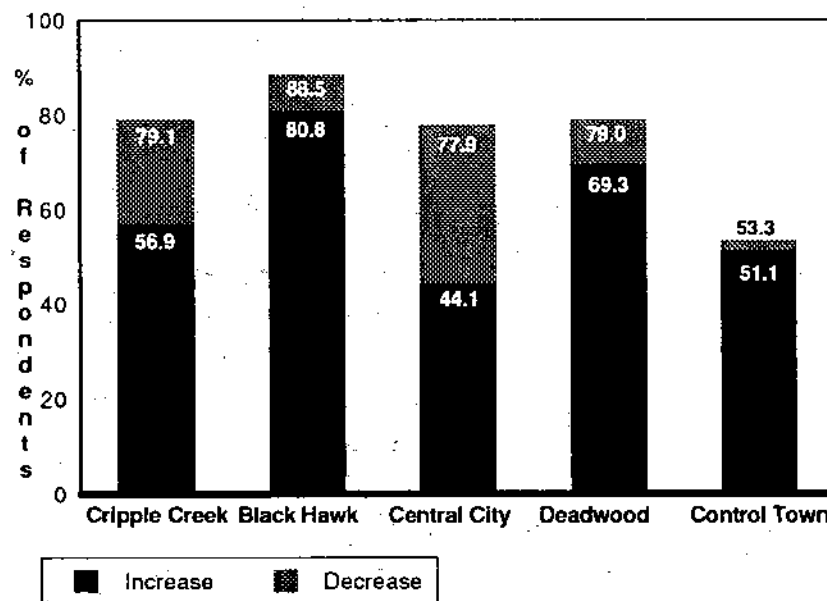
## Perceived Changes in Community *Driving Hazards*



In each gambling community, over 87% of the change in the number of driving hazards was attributed to gambling.

## Perceived Changes in Community

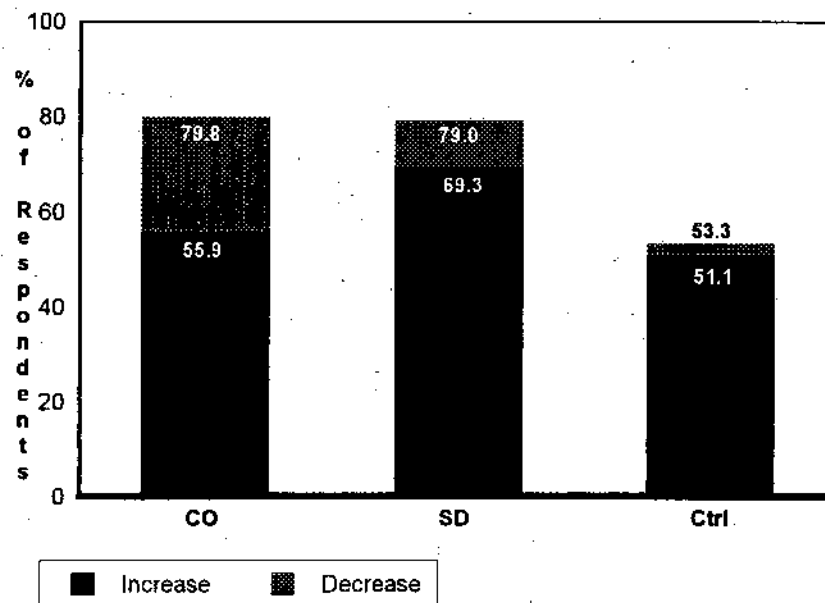
### *Opportunities to Meet Interesting People*



In each gambling community, over 86% of the change in opportunities to meet people was attributed to gambling.

## Perceived Changes in Community

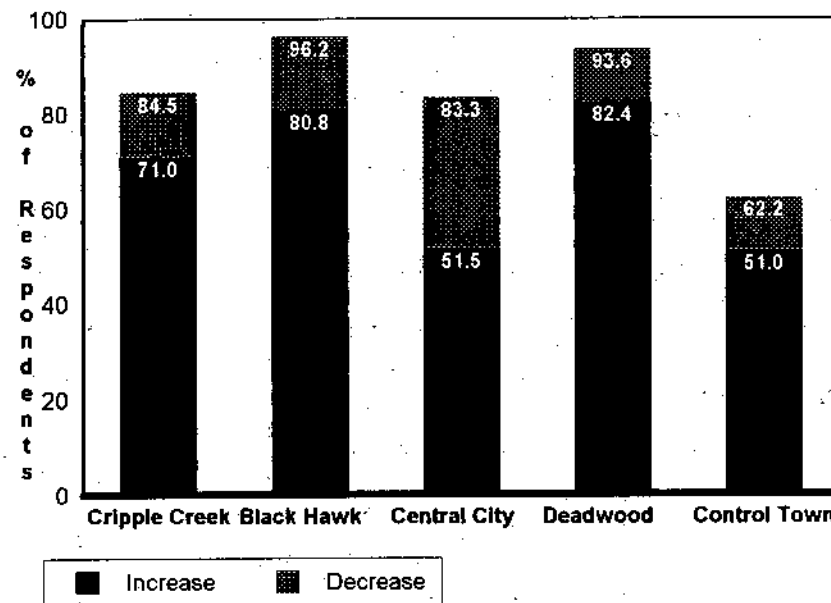
### *Opportunities to Meet Interesting People*



In each gambling community, over 89% of the change in opportunities to meet people was attributed to gambling.

## Perceived Changes in Community

### *Variety of Entertainment*

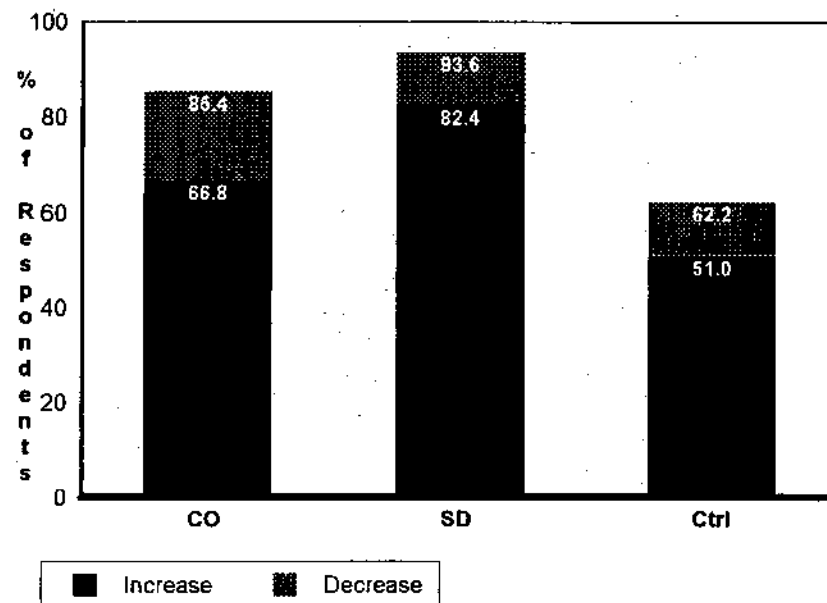


In each gambling community, over 95% of the change in variety of entertainment was attributed to gambling.



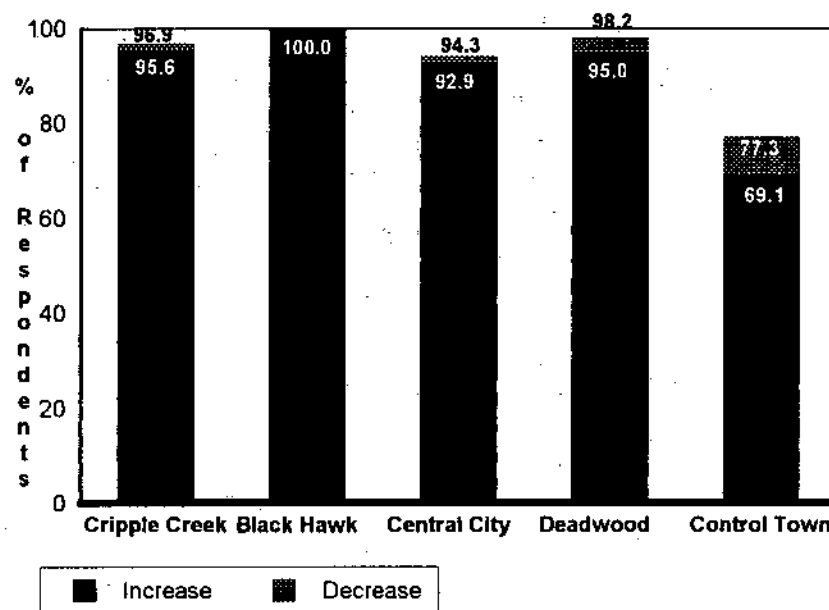
## Perceived Changes in Community

### *Variety of Entertainment*



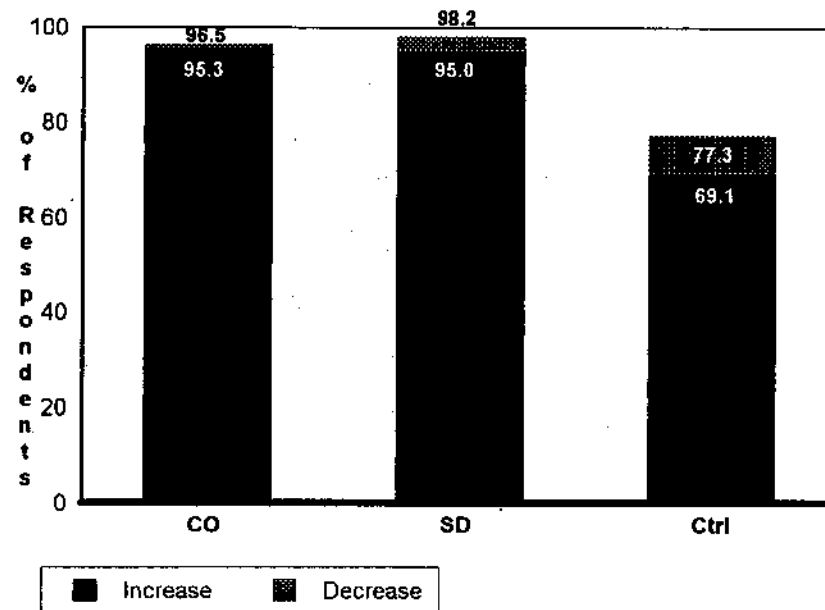
In each gambling community, over 96% of the change in variety of entertainment was attributed to gambling.

## Perceived Changes in Community Size of Crowds



In each gambling community, over 98% of the change in size of crowds in public areas was attributed to gambling.

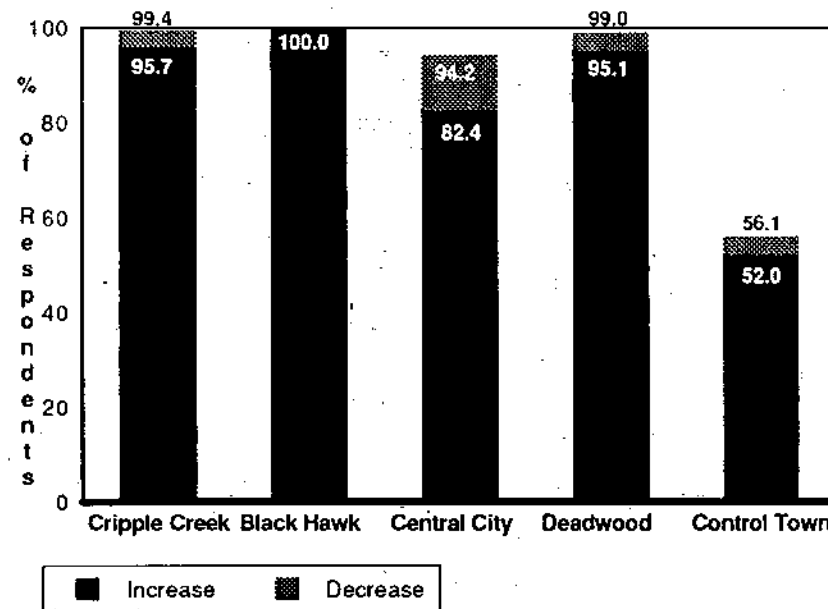
## Perceived Changes in Community *Size of Crowds*



In each gambling community, over 98% of the change in size of crowds in public areas was attributed to gambling.

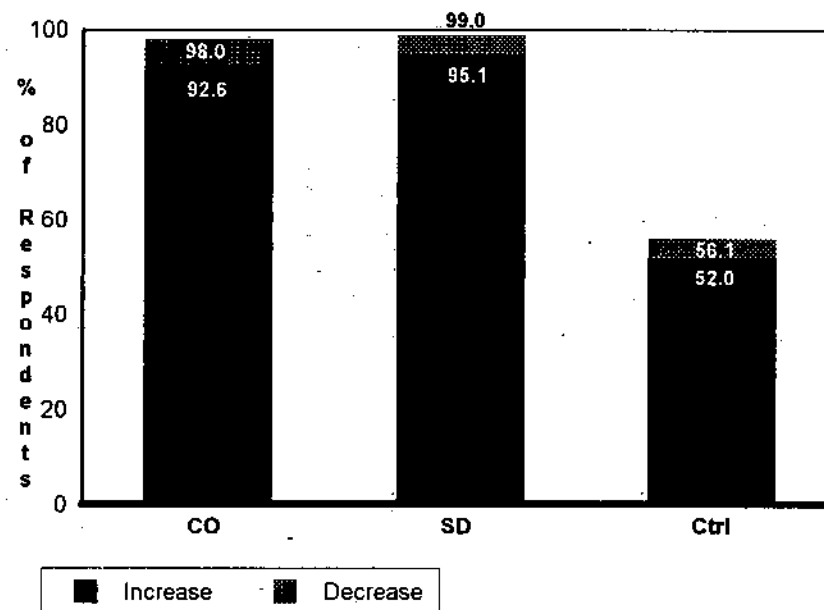
## Perceived Changes in Community

### *Variety of Restaurants*



In each gambling community, over 98% of the change in variety of restaurants was attributed to gambling.

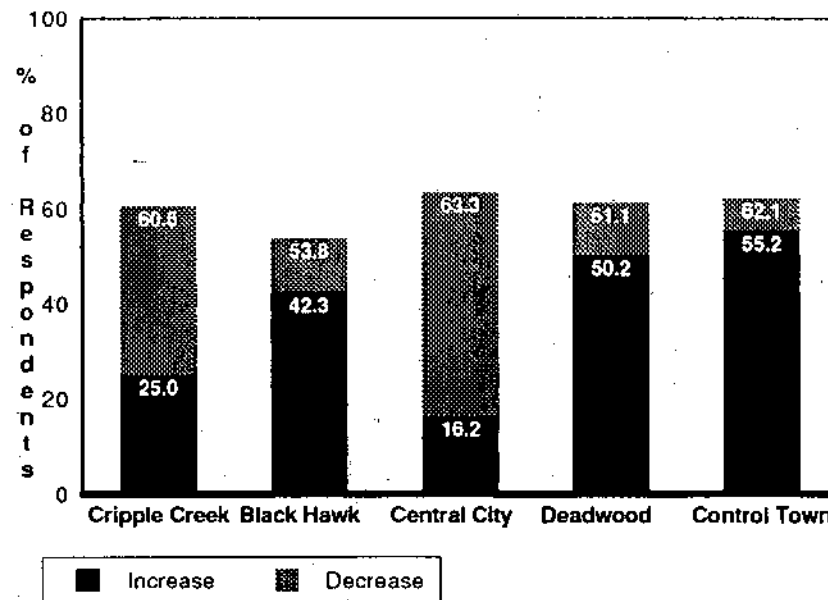
# Perceived Changes in Community *Variety of Restaurants*



In each gambling community, over 98% of the change in variety of restaurants was attributed to gambling.

## Perceived Changes in Community

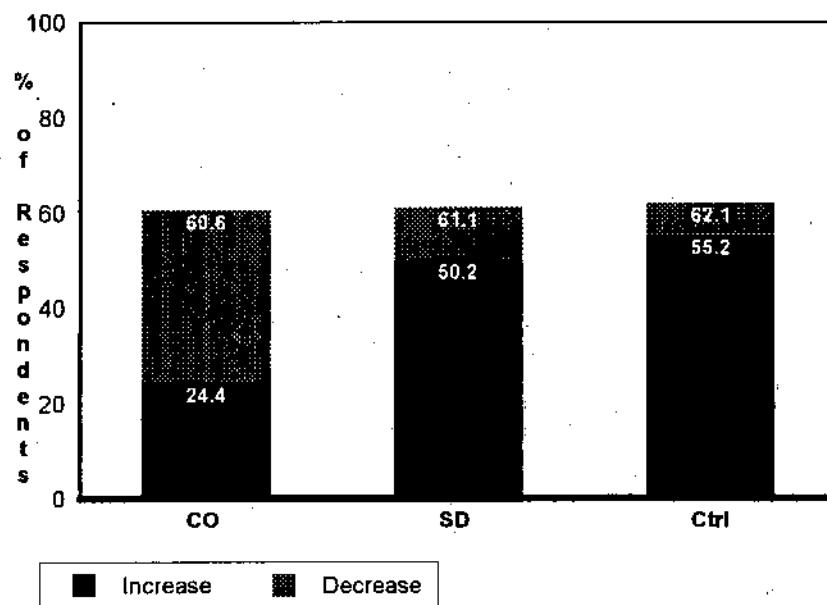
### *Resident Awareness of Local Heritage*



In each gambling community, over 56% of the change in resident awareness of local culture and heritage was attributed to gambling.

## Perceived Changes in Community

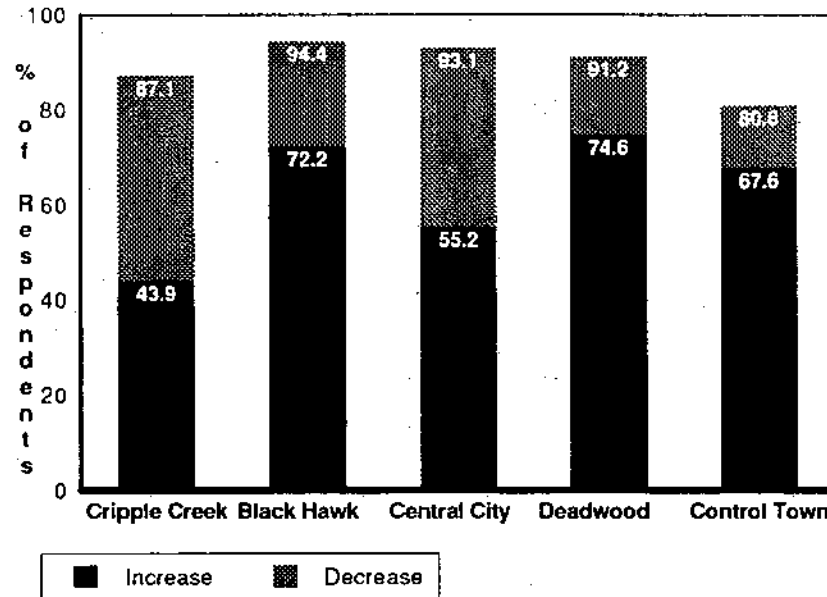
### *Resident Awareness of Local Heritage*



In each gambling community, over 75% of the change in resident awareness of local culture and heritage was attributed to gambling.

## Perceived Changes in Community

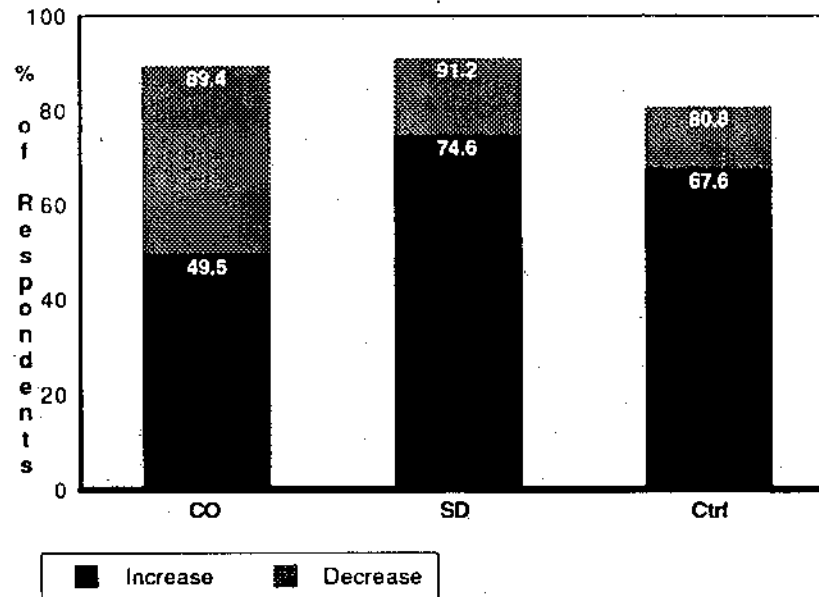
### *Income to Local Businesses*



In each gambling community, over 90% of the change in income to local businesses was attributed to gambling.



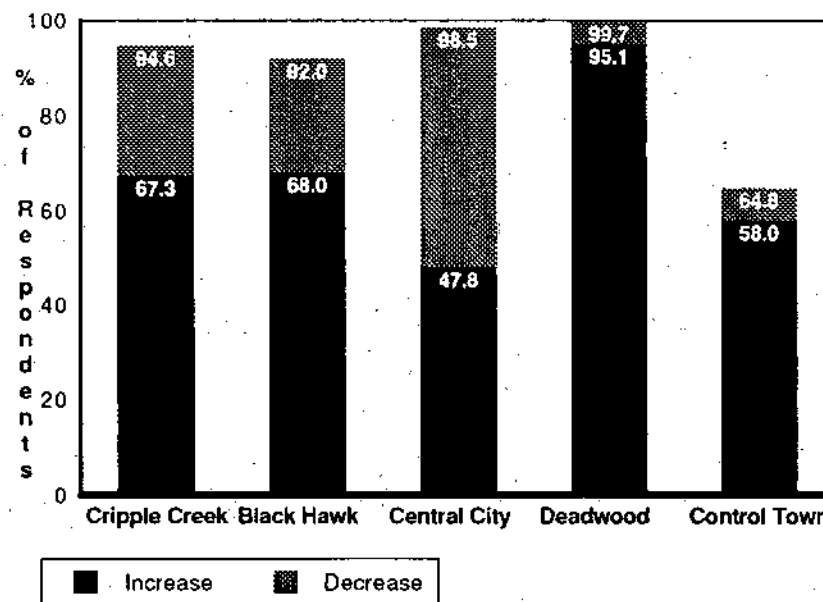
# Perceived Changes in Community Income to Local Businesses



In each gambling community, over 96% of the change in income to local businesses was attributed to gambling.

## Perceived Changes in Community

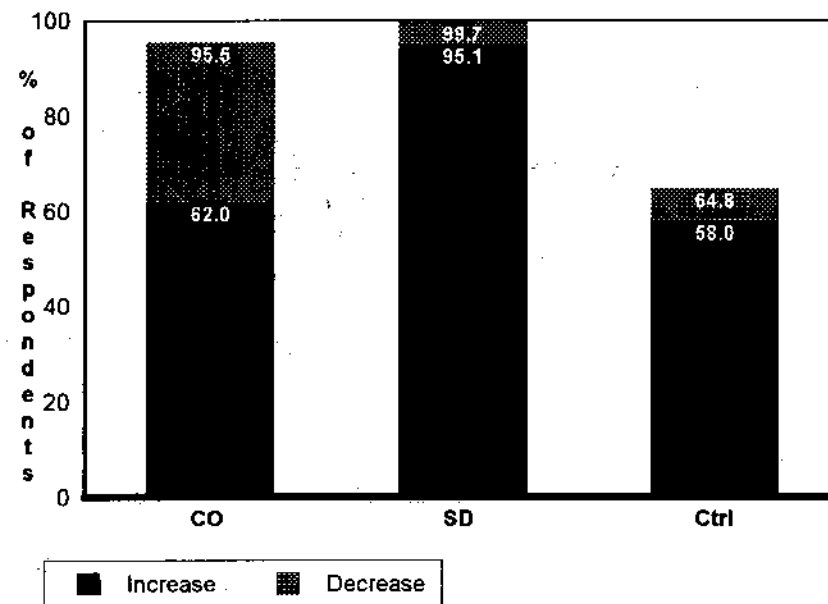
### *Preservation of Historic Structures*



In each gambling community, over 96% of the change in preservation and restoration of historic structures was attributed to gambling.

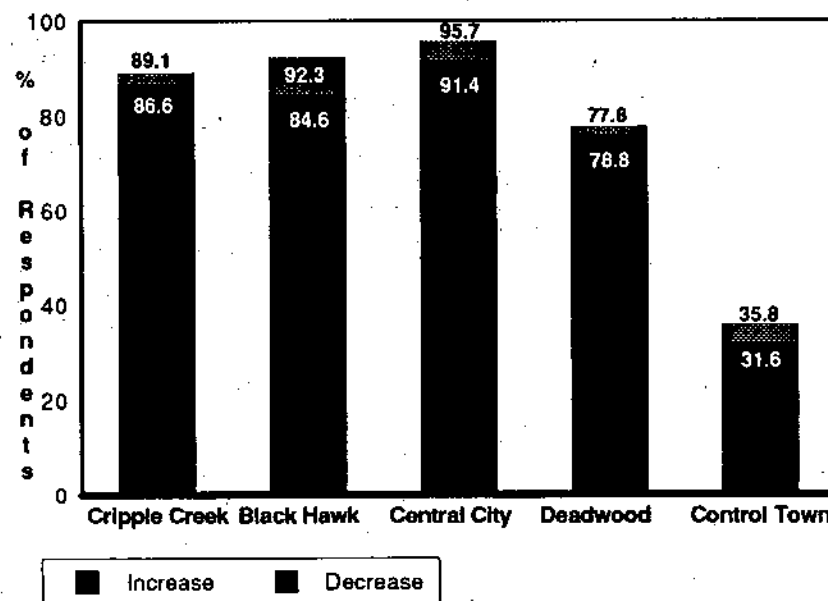
## Perceived Changes in Community

### *Preservation of Historic Structures*



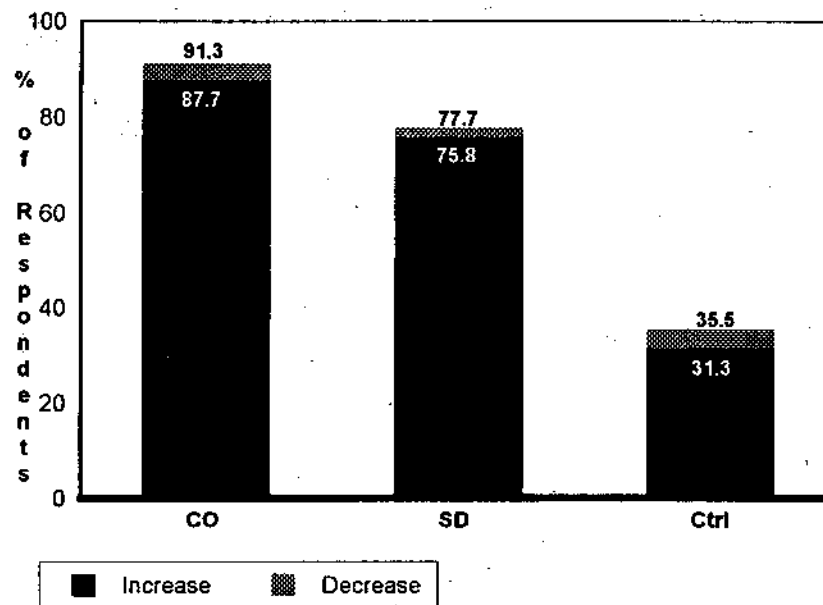
In each gambling community, over 97% of the change in preservation and restoration of historic structures was attributed to gambling.

## Perceived Changes in Community Noise Levels



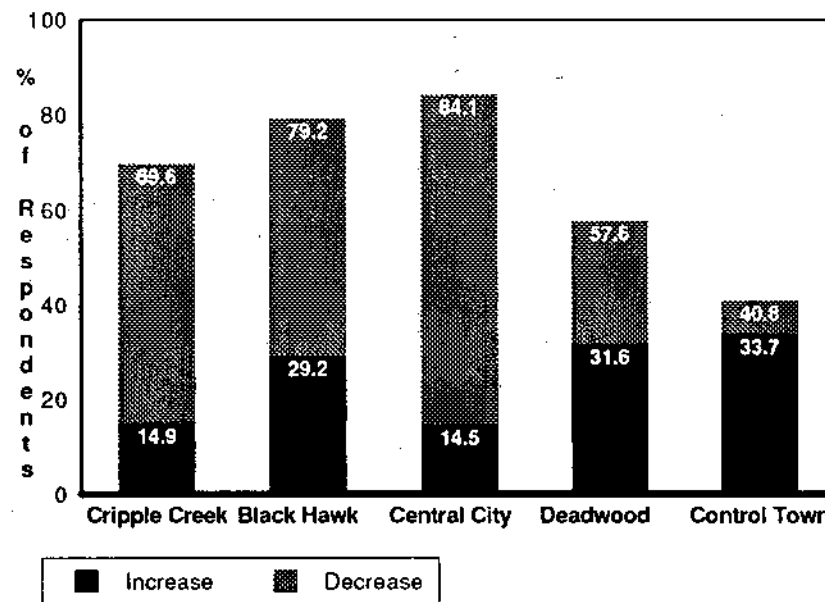
In each gambling community, over 89% of the change in noise levels was attributed to gambling.

## Perceived Changes in Community Noise Levels



In each gambling community, over 92% of the change in noise levels was attributed to gambling.

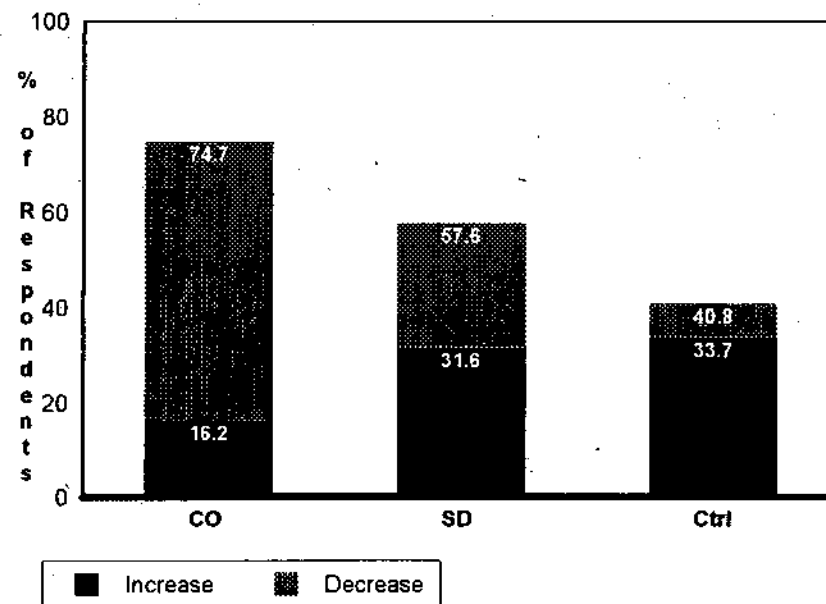
# Perceived Changes in Community *Quality of Natural Environment*



In each gambling community, over 74% of the change in the quality of the natural environment was attributed to gambling.

## Perceived Changes in Community

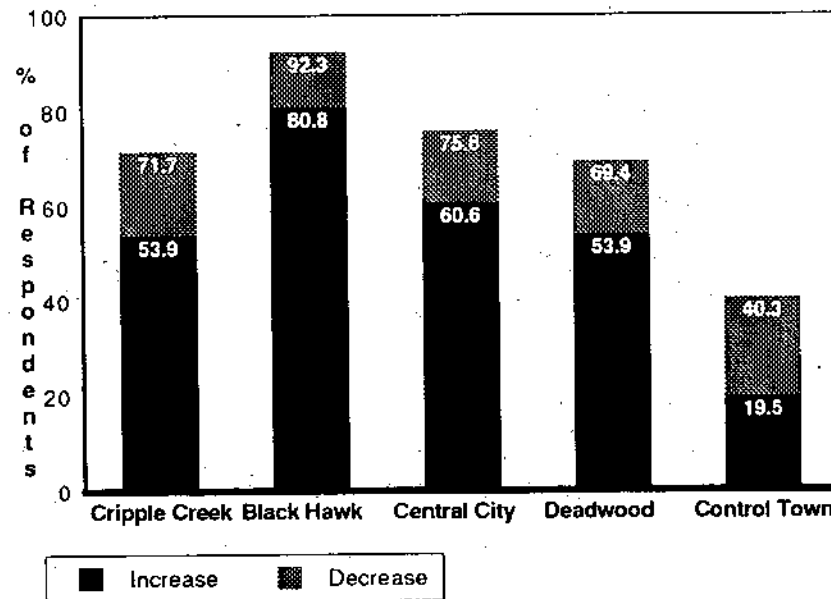
### *Quality of Natural Environment*



In each gambling community, over 74% of the change in the quality of the natural environment was attributed to gambling.

## Perceived Changes in Community

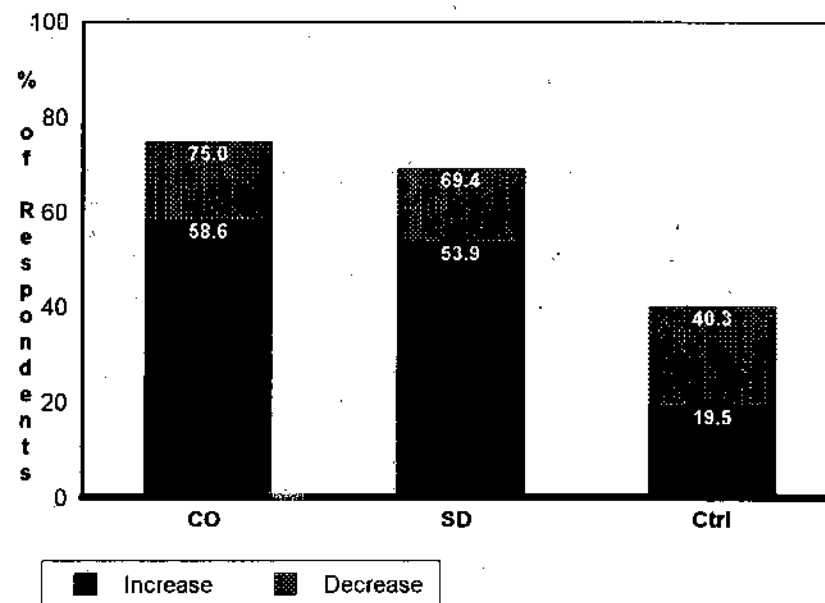
### *Jobs Using Education and Skills of Residents*



In each gambling community, over 79% of the change in number of jobs using the education and skills of residents was attributed to gambling.

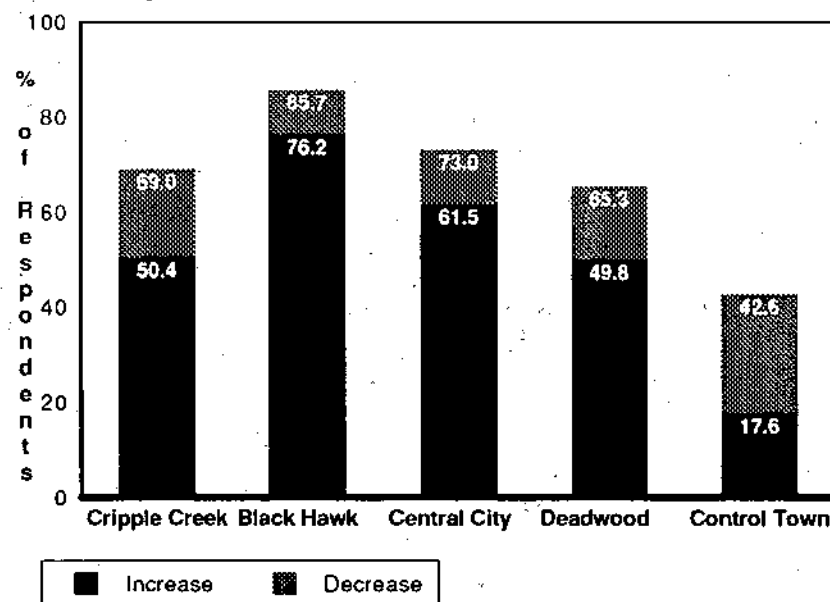


# **Perceived Changes in Community** *Jobs Using Education and Skills of Residents*



In each gambling community, over 79% of the change in number of jobs using the education and skills of residents was attributed to gambling.

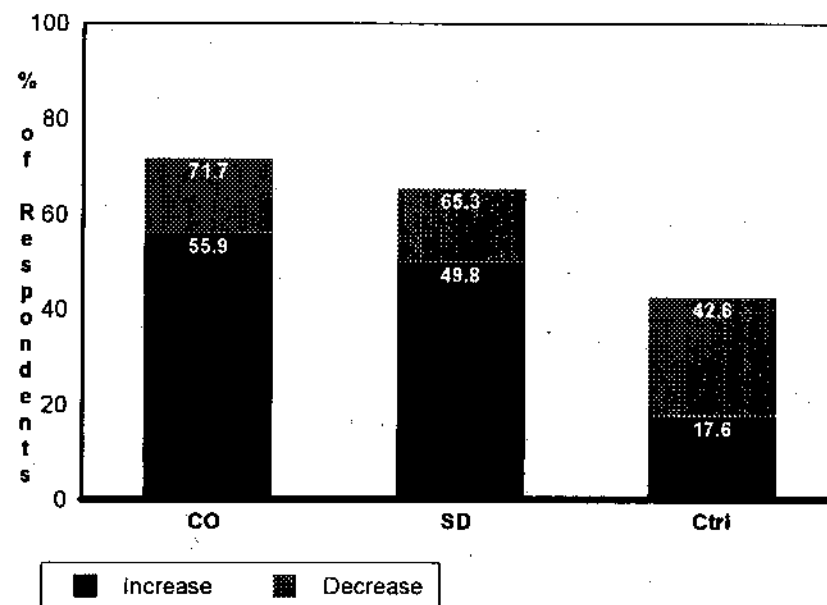
# Perceived Changes in Community Jobs Using Education and Skills of Partner



In each gambling community, over 80% of the change in number of jobs using the education and skills of partner was attributed to gambling.

### Perceived Changes in Community

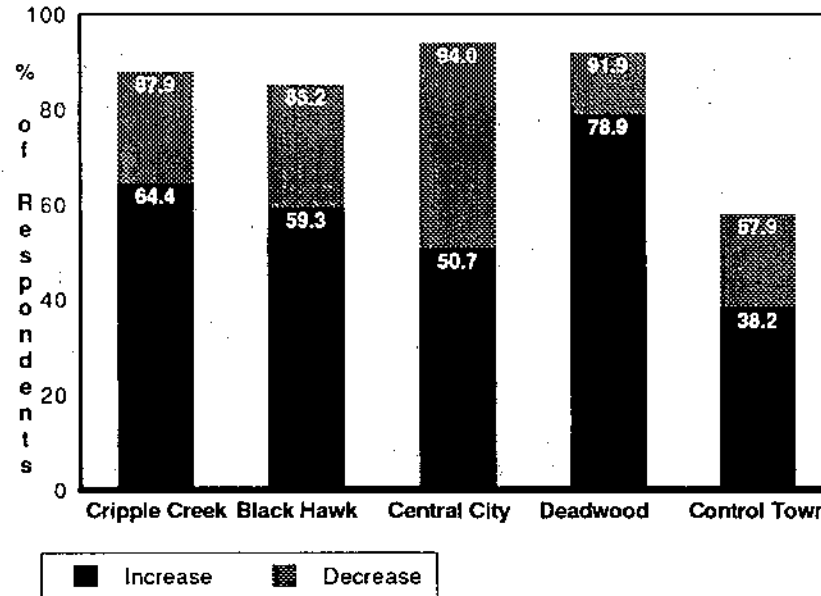
*Jobs Using Education and Skills of Partner*



In each gambling community, over 80% of the change in number of jobs using the education and skills of partner was attributed to gambling.

## Perceived Changes in Community

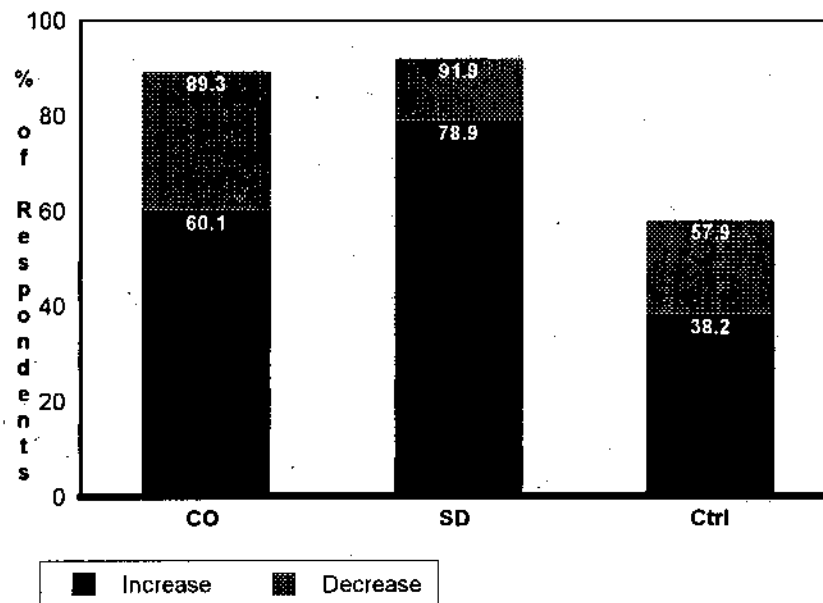
### *Jobs for Young Adults*



In each gambling community, over 92% of the change in number of jobs for young adults was attributed to gambling.

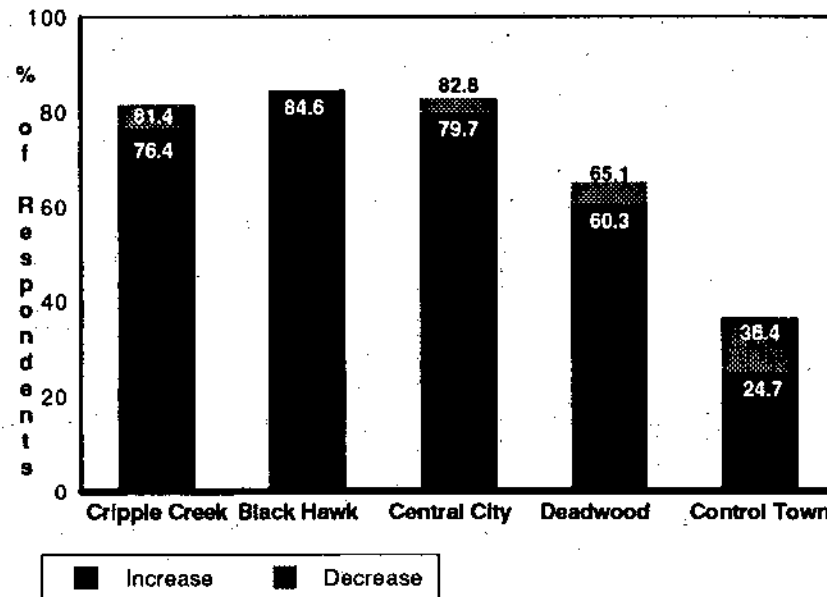
## Perceived Changes in Community

### *Jobs for Young Adults*



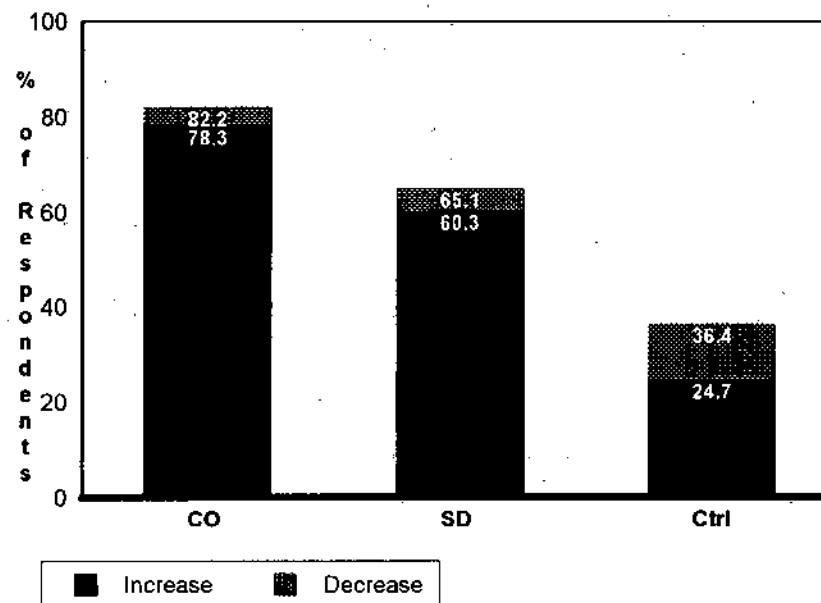
In each gambling community, over 95% of the change in number of jobs for young adults was attributed to gambling.

# Perceived Changes in Community *Number of Serious Crimes*



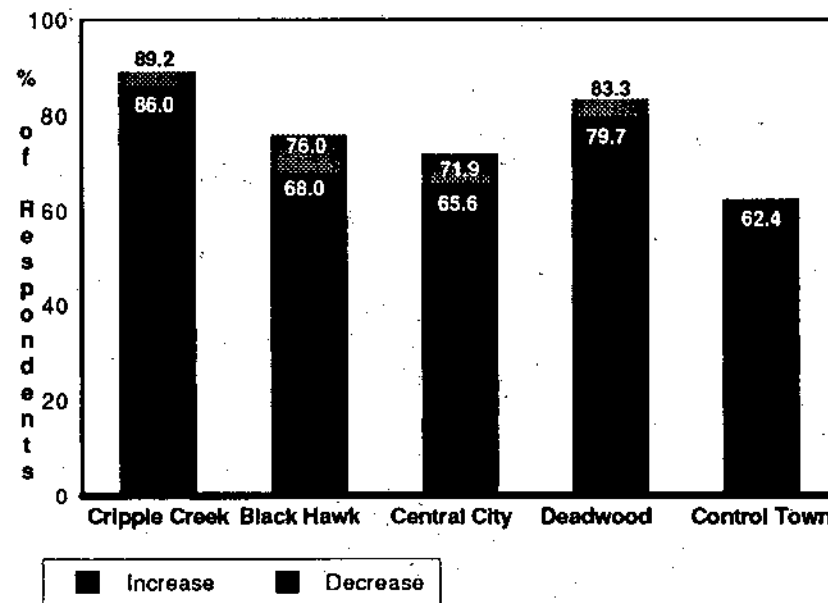
In each gambling community, over 81% of the change in number of serious crimes was attributed to gambling.

# Perceived Changes in Community *Number of Serious Crimes*



In each gambling community, over 81% of the change in the number of serious crimes was attributed to gambling.

# Perceived Changes in Community *Cost of Living*

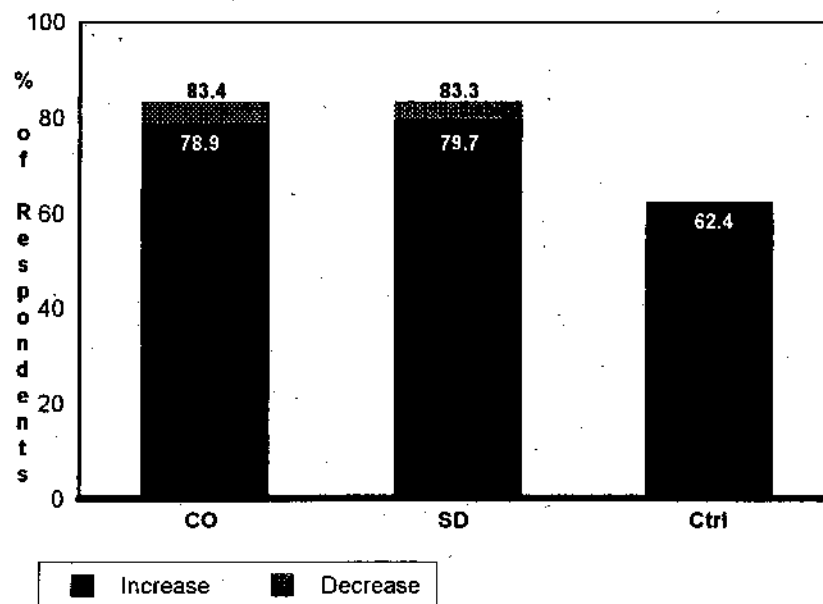


In each gambling community, over 85% of the change in the cost of living was attributed to gambling.



## Perceived Changes in Community

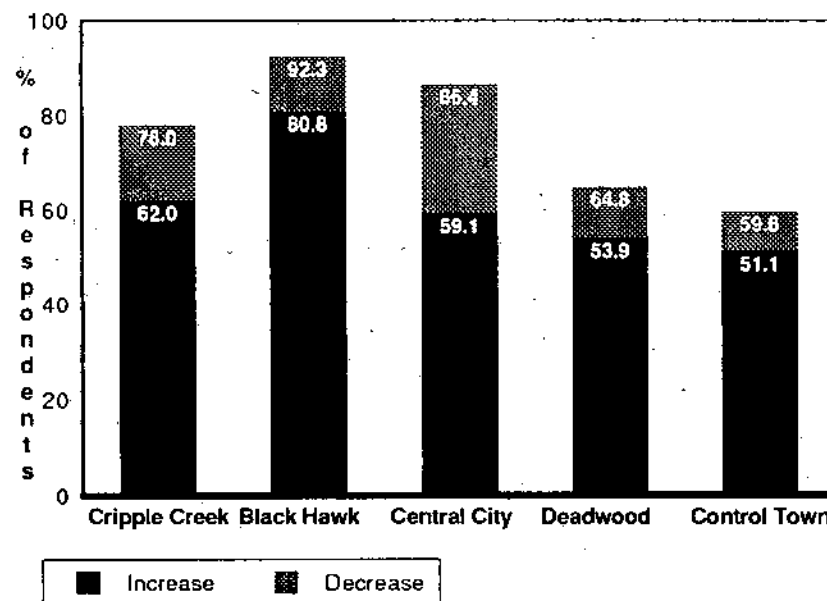
### *Cost of Living*



In each gambling community, over 91% of the change in the cost of living was attributed to gambling.

## Perceived Changes in Community

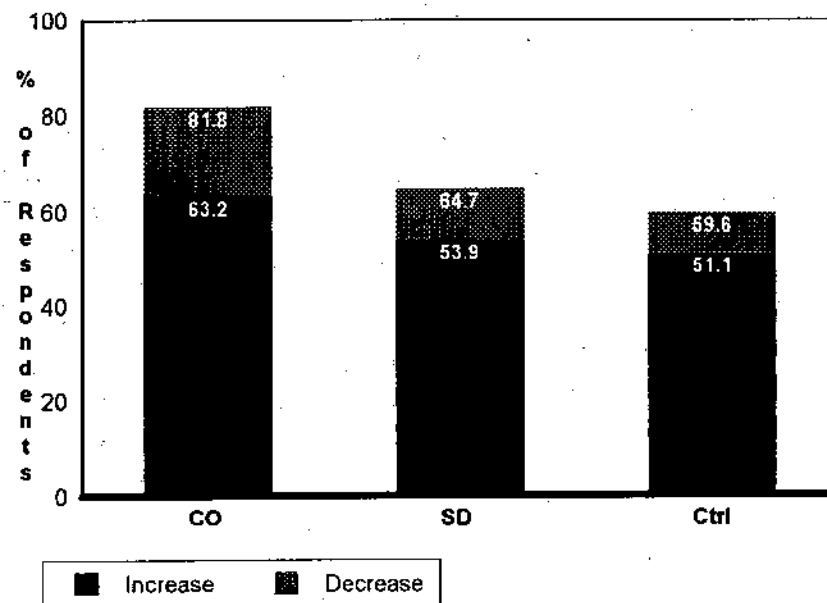
### *Quality of Public Services*



In each gambling community, over 79% of the change in the quality of public services was attributed to gambling.

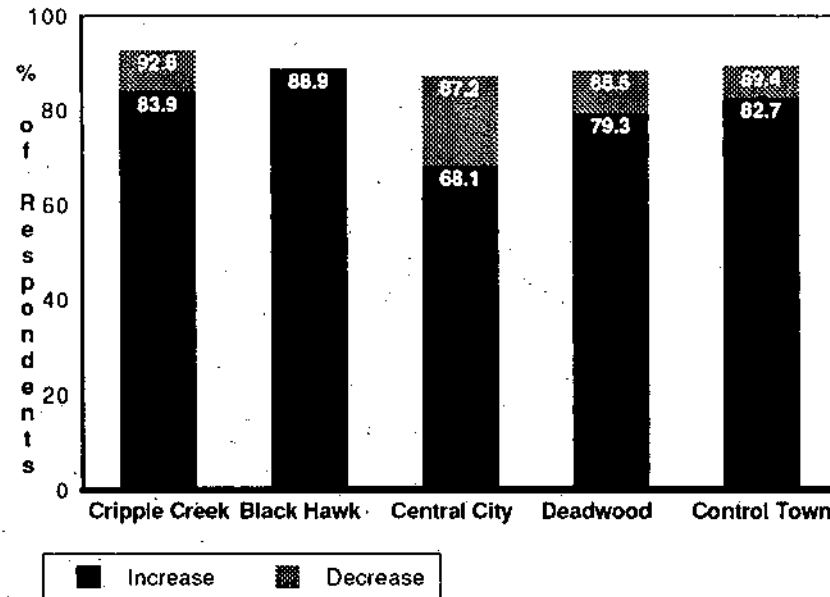
## Perceived Changes in Community

### *Quality of Public Services*



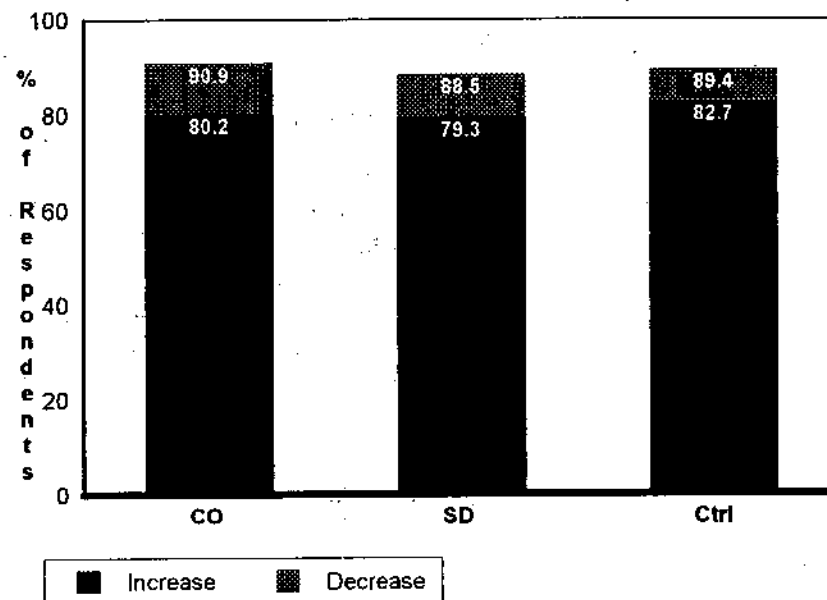
In each gambling community, over 79% of the change in the quality of public services was attributed to gambling.

# Perceived Changes in Community Amount of Local Sales Taxes Collected



In each gambling community, over 91% of the change in the amount of local sales taxes collected was attributed to gambling.

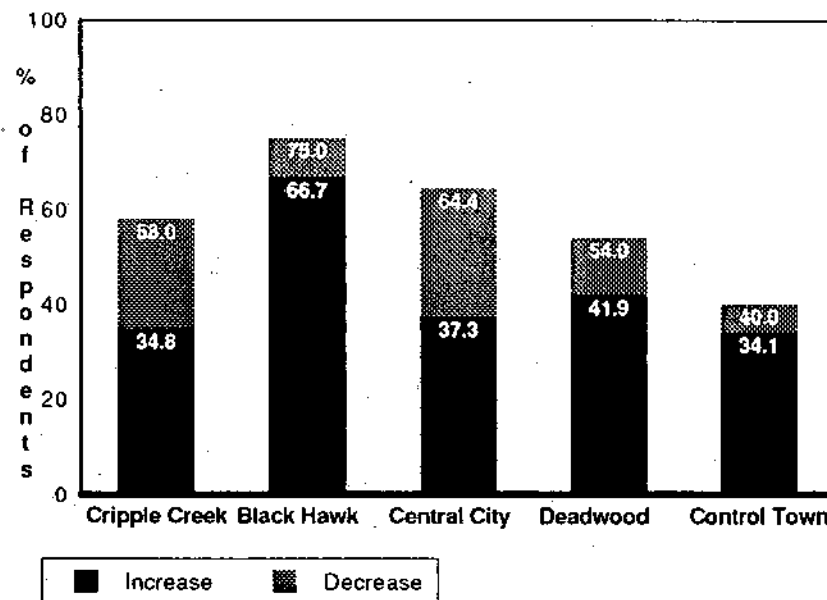
# **Perceived Changes in Community** *Amount of Local Sales Taxes Collected*



In each gambling community, over 91% of the change in the amount of local sales taxes collected was attributed to gambling.

## Perceived Changes in Community

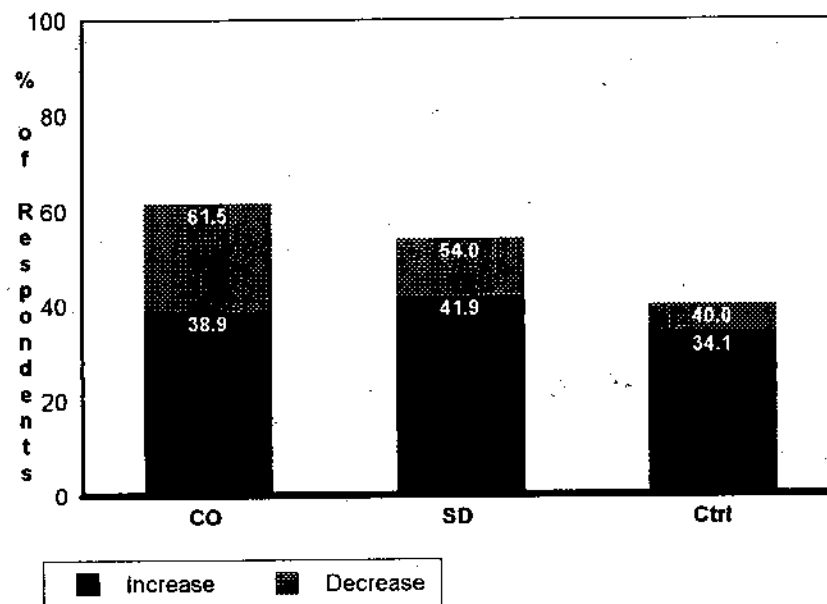
### *Opportunities to Learn About Other People*



In each gambling community, over 72% of the change in opportunities to learn about other people was attributed to gambling.

## Perceived Changes in Community

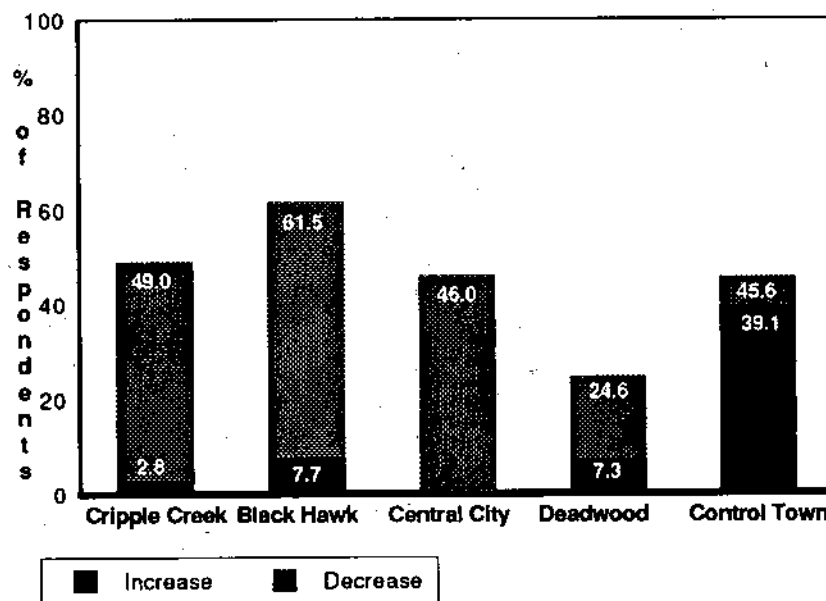
### *Opportunities to Learn About Other People*



In each gambling community, over 72% of the change in opportunities to learn about other people was attributed to gambling.

## Perceived Changes in Community

### *Condition of the Wildlife*

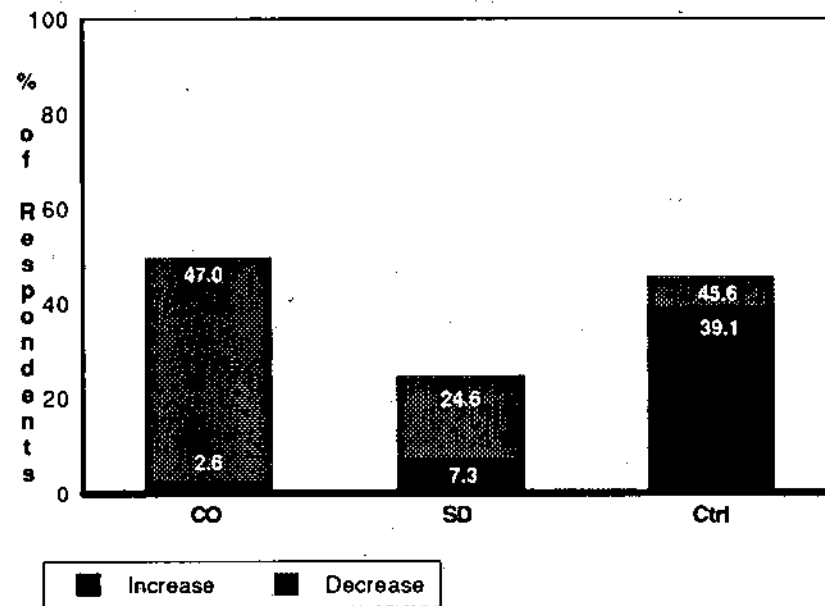


In each gambling community, over 34% of the change in the condition of the wildlife in the area was attributed to gambling.



## Perceived Changes in Community

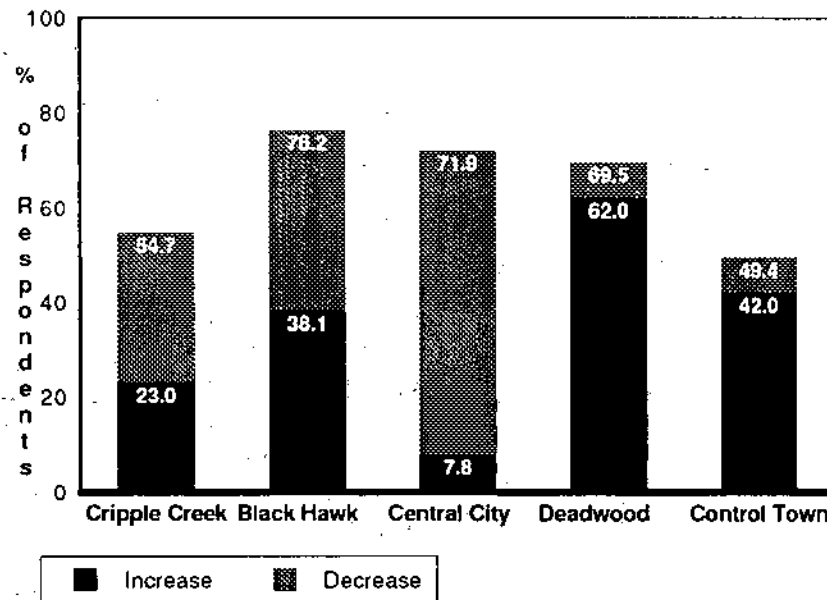
### *Condition of the Wildlife*



In each gambling community, over 34% of the change in the condition of the wildlife in the area was attributed to gambling.

## Perceived Changes in Community

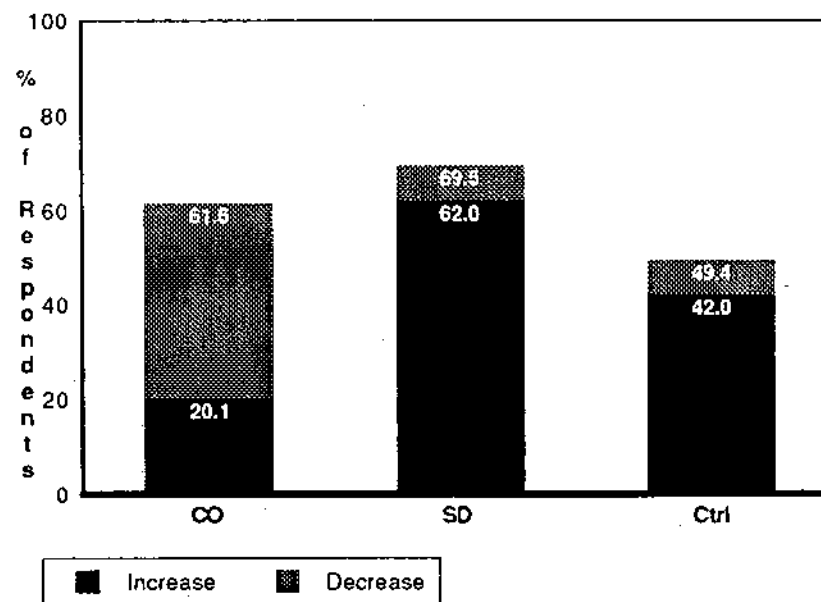
### *Demand for Historic Activities*



In each gambling community, over 73% of the change in the demand for historic activities was attributed to gambling.

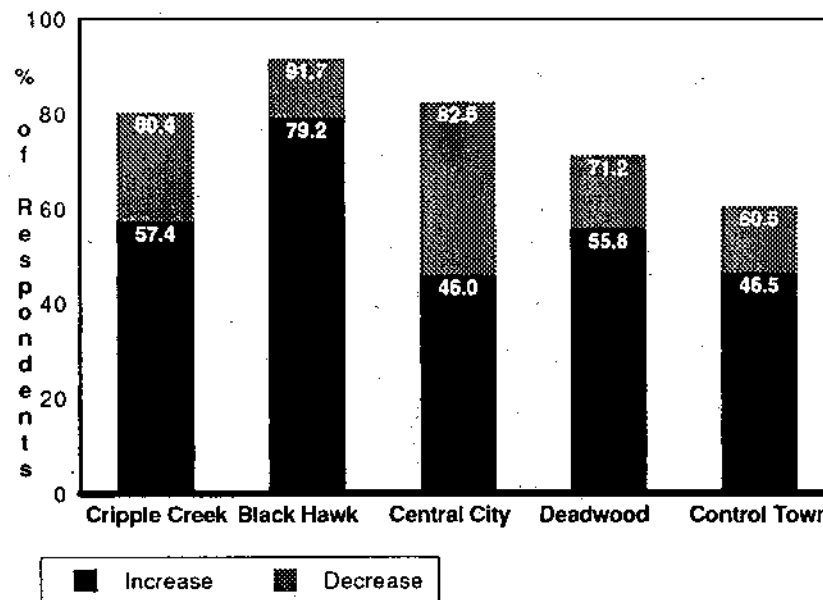
## Perceived Changes in Community

### *Demand for Historic Activities*



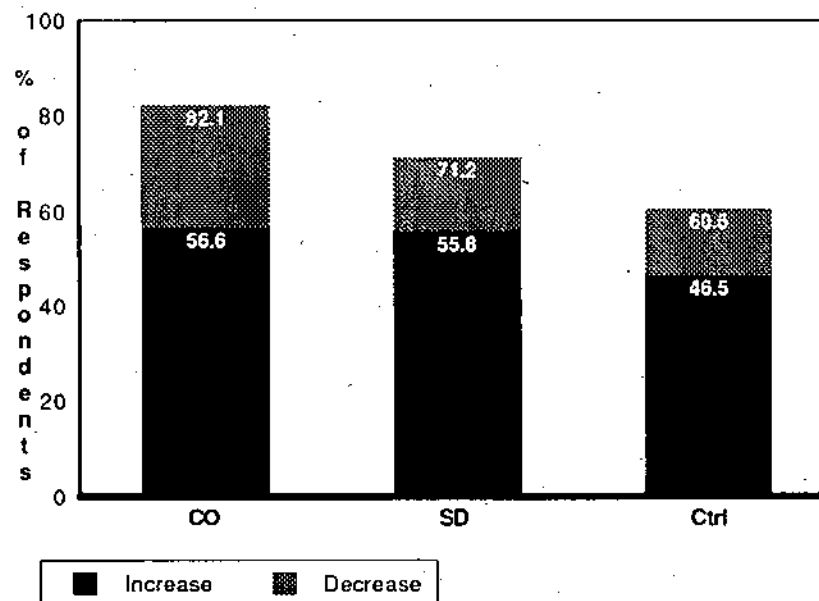
In each gambling community, over 78% of the change in the demand for historic activities was attributed to gambling.

# Perceived Changes in Community Ability for Public Services to Meet Demand



In each gambling community, over 85% of the change in the ability for public services to meet demand was attributed to gambling.

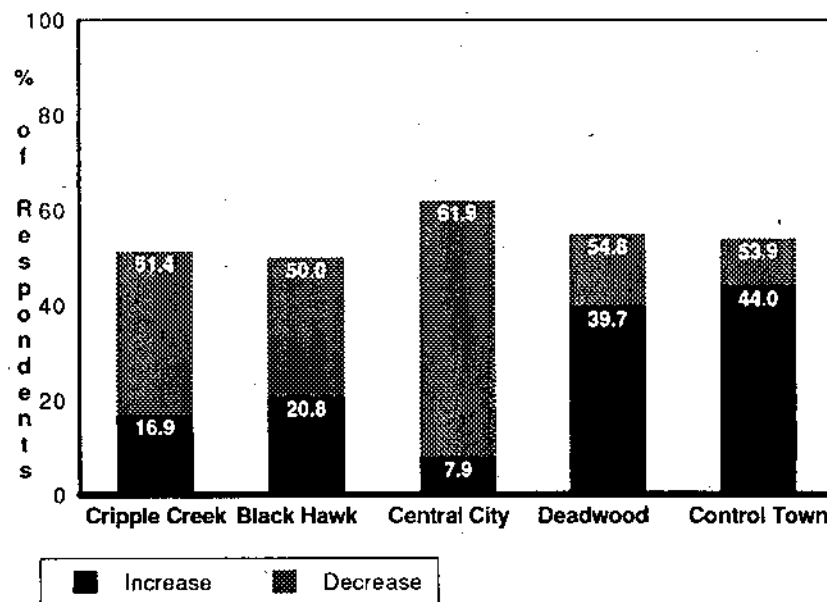
### Perceived Changes in Community Ability for Public Services to Meet Demand



In each gambling community, over 85% of the change in the ability for public services to meet demand was attributed to gambling.

## Perceived Changes in Community

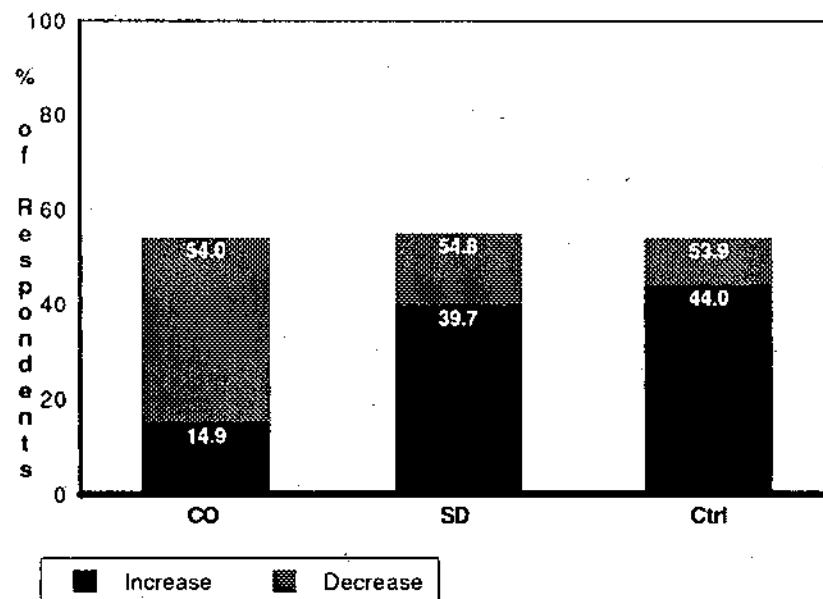
### *Variety of Cultural Facilities and Activities*



In each gambling community, over 70% of the change in variety of cultural facilities and activities was attributed to gambling.

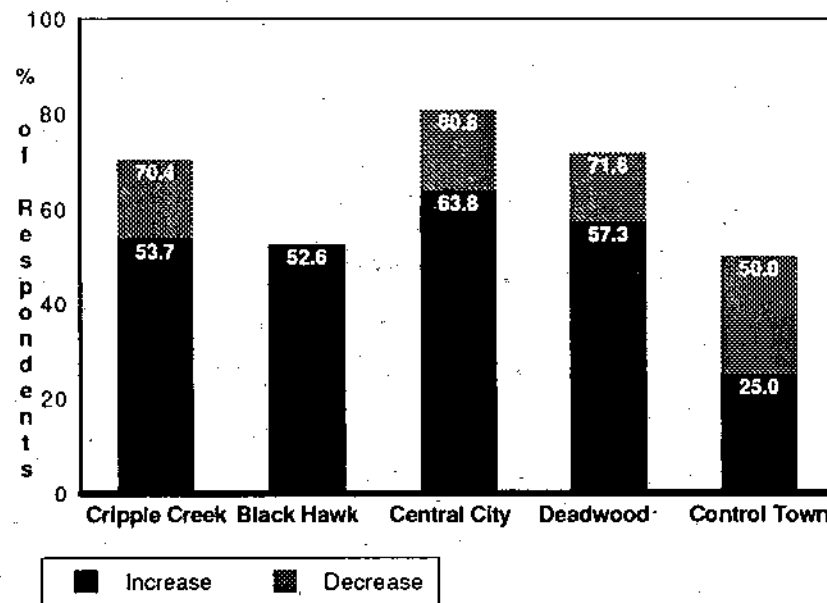
## Perceived Changes in Community

### *Variety of Cultural Facilities and Activities*



In each gambling community, over 74% of the change in variety of cultural facilities and activities was attributed to gambling.

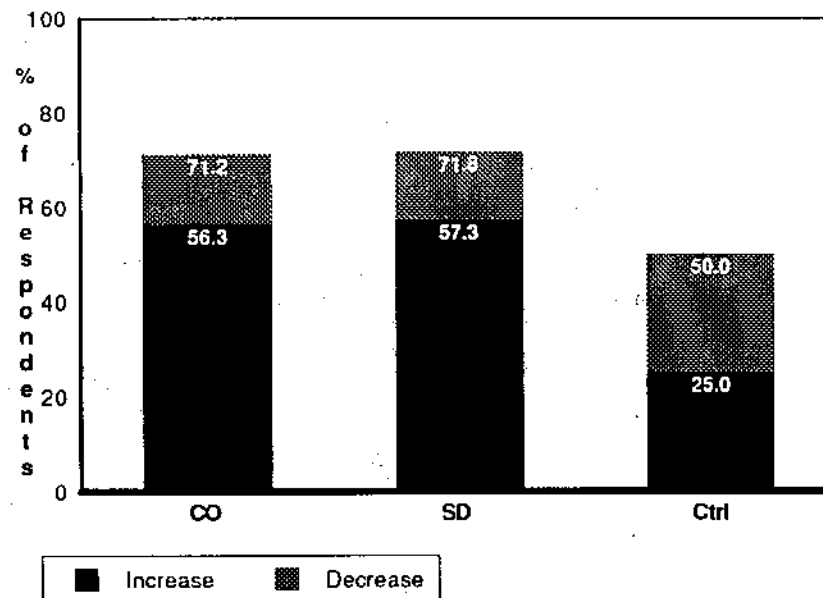
# Perceived Changes in Community Financial Resources of Service Agencies



In each gambling community, over 84% of the change in financial resources of service agencies was attributed to gambling.

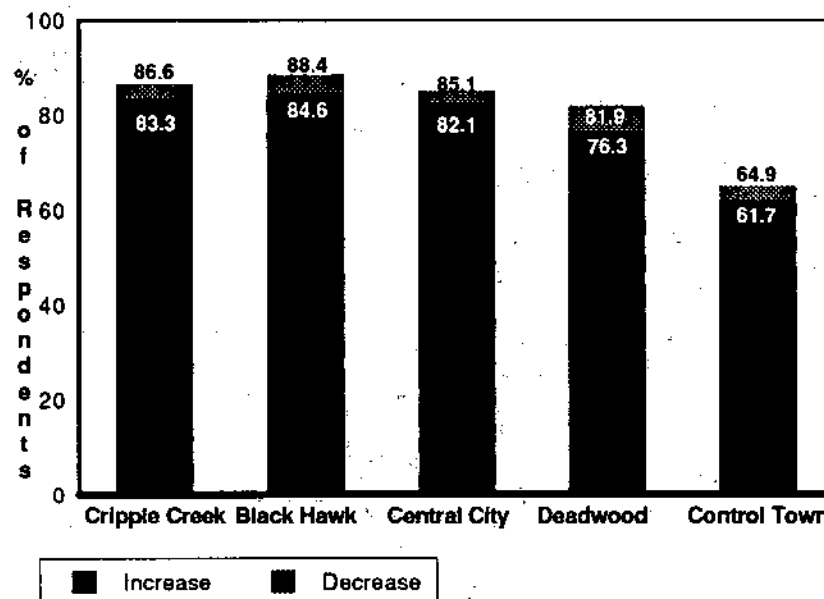


# Perceived Changes in Community Financial Resources of Service Agencies



In each gambling community, over 86% of the change in financial resources of service agencies was attributed to gambling.

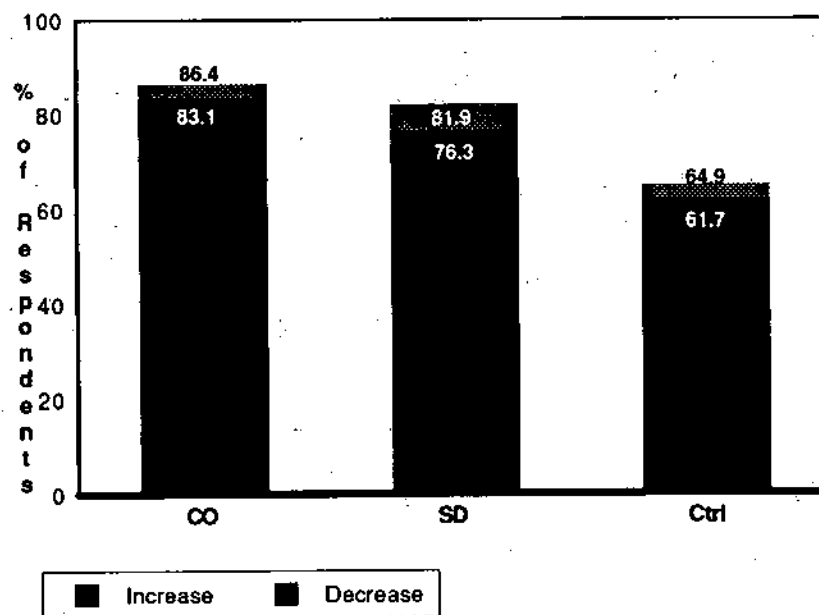
# **Perceived Changes in Community** *Crowds Affecting Enjoyment of Public Areas*



In each gambling community, over 90% of the change in crowds affecting enjoyment of public areas was attributed to gambling.

## Perceived Changes in Community

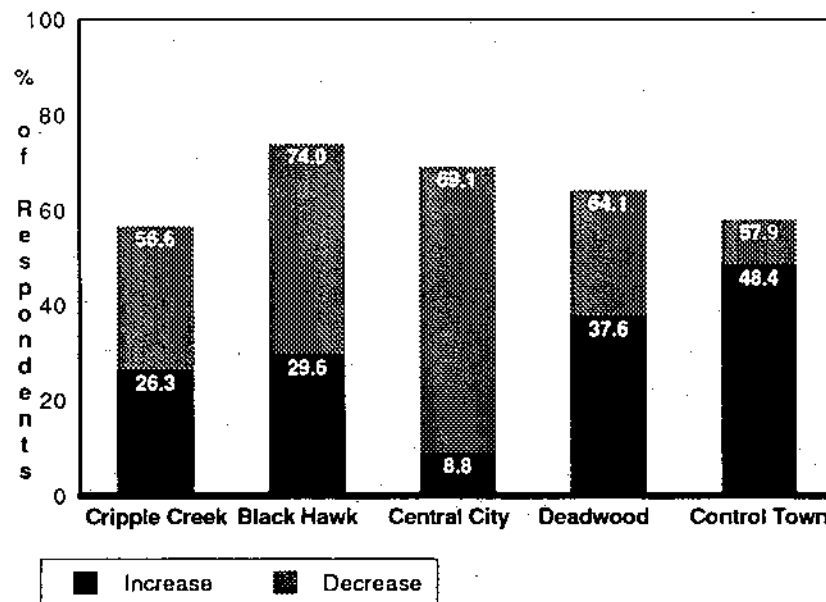
### *Crowds Affecting Enjoyment of Public Areas*



In each gambling community, over 90% of the change in crowds affecting enjoyment of public areas was attributed to gambling.

## Perceived Changes in Community

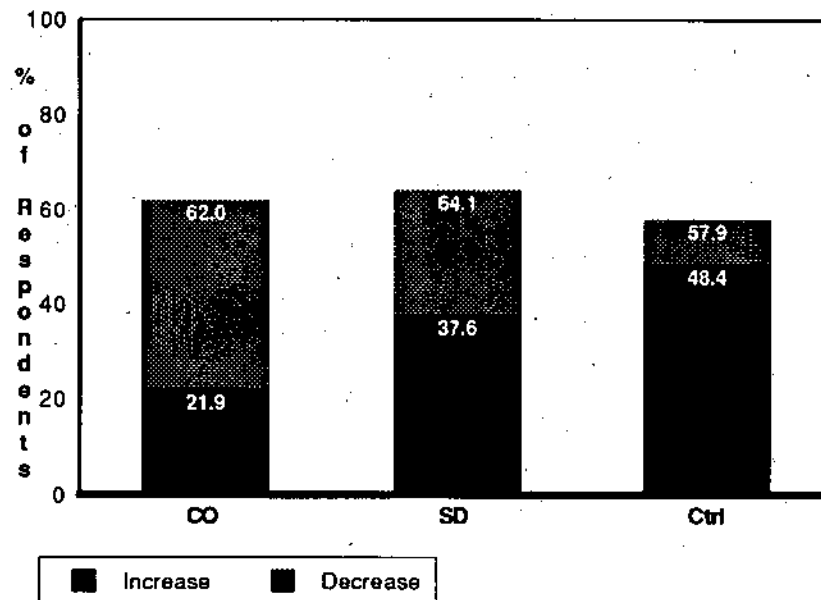
### *Quality of Recreational Opportunities*



In each gambling community, over 78% of the change in the quality of recreational opportunities for residents was attributed to gambling.

## Perceived Changes in Community

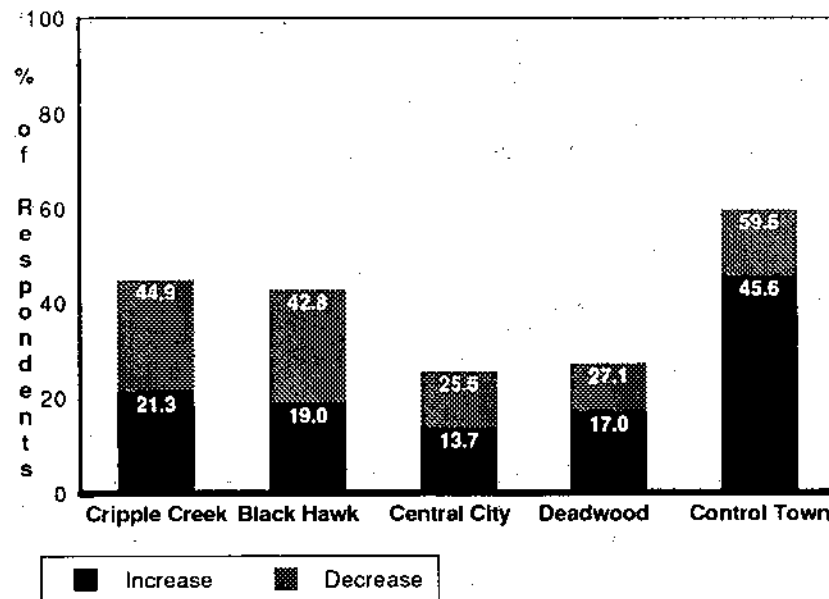
### *Quality of Recreational Opportunities*



In each gambling community, over 78% of the change in the quality of recreational opportunities for residents was attributed to gambling.

## Perceived Changes in Community

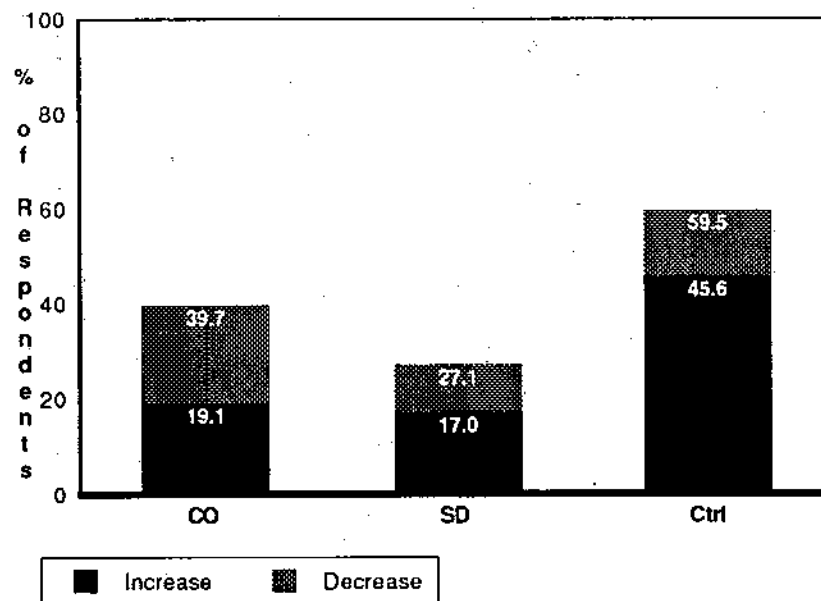
### *Quality of Education Programs*



In each gambling community, over 43% of the change in the quality of educational programs was attributed to gambling.

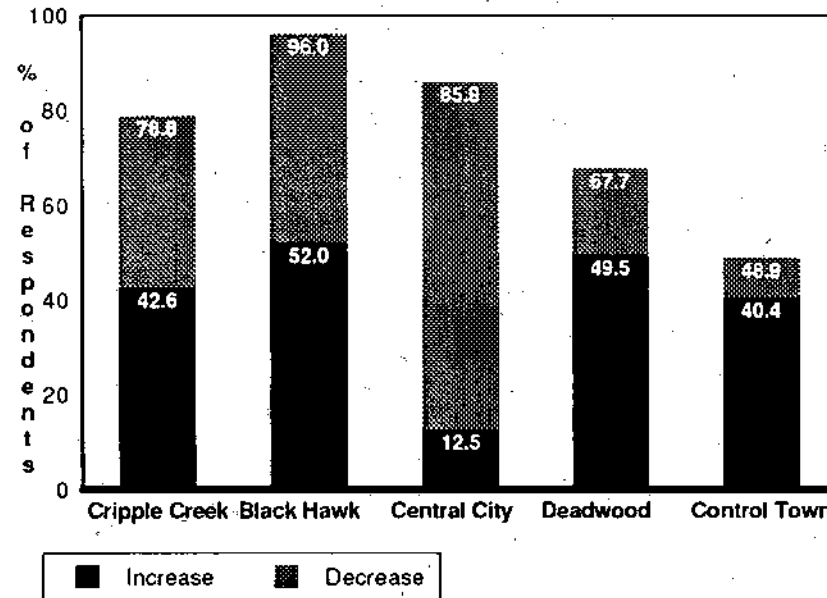
## Perceived Changes in Community

### *Quality of Education Programs*



In each gambling community, over 43% of the change in the quality of educational programs was attributed to gambling.

# Perceived Changes in Community Physical Environment

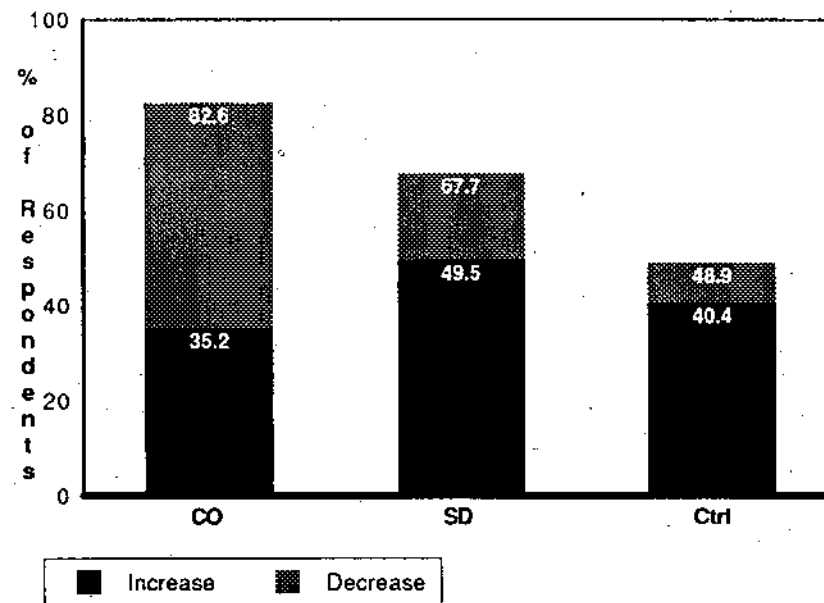


In each gambling community, over 79% of the change in the physical environment was attributed to gambling.



## Perceived Changes in Community

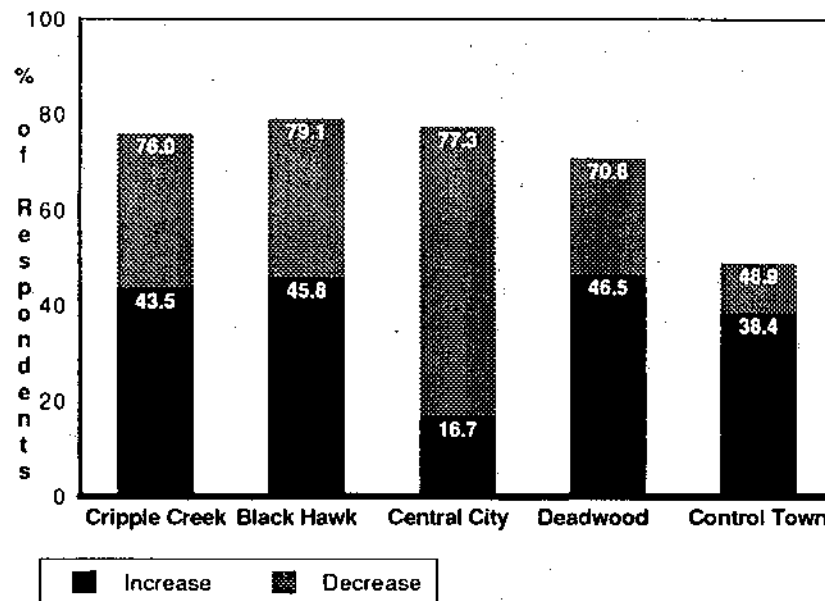
### *Physical Environment*



In each gambling community, over 79% of the change in the physical environment was attributed to gambling.

## Perceived Changes in Community

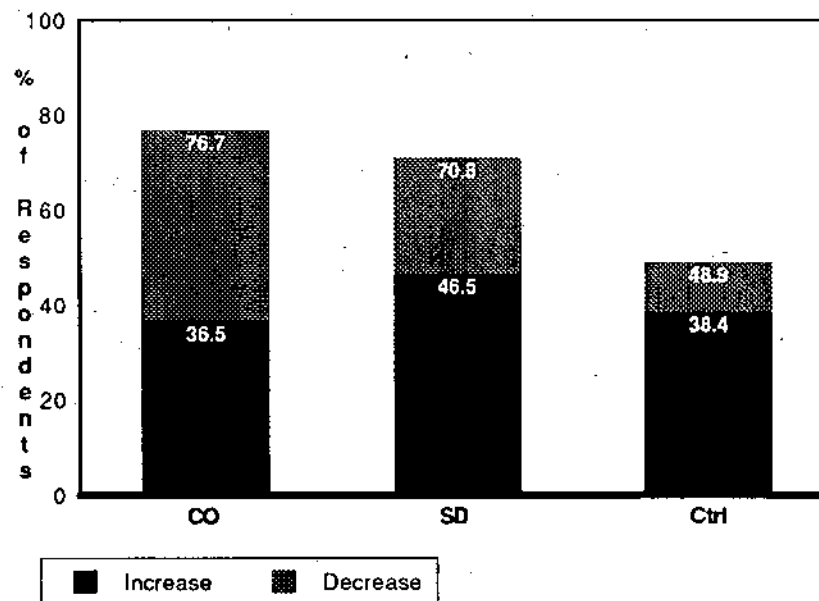
### *Variety of Social Opportunities*



In each gambling community, over 85% of the change in variety of social opportunities for residents was attributed to gambling.

## Perceived Changes in Community

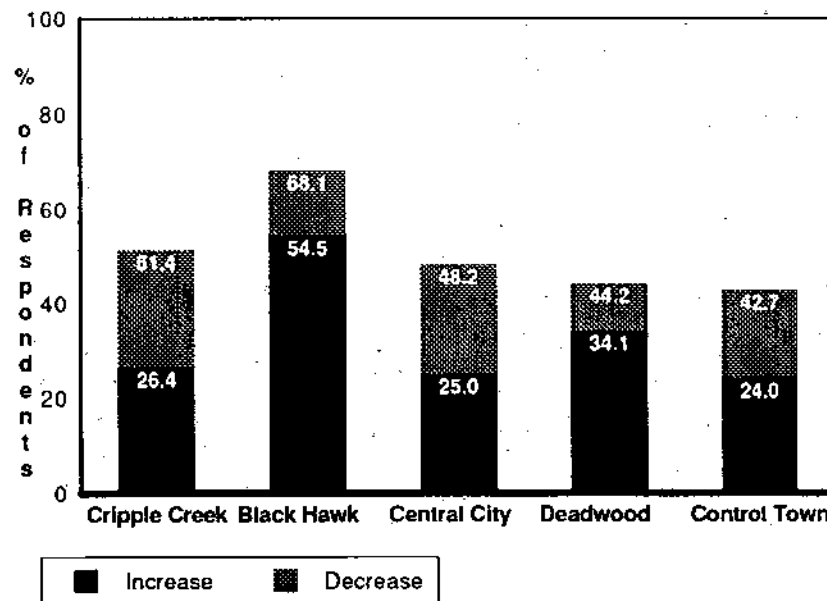
### *Variety of Social Opportunities*



In each gambling community, over 85% of the change in variety of social opportunities for residents was attributed to gambling.

## Perceived Changes in Community

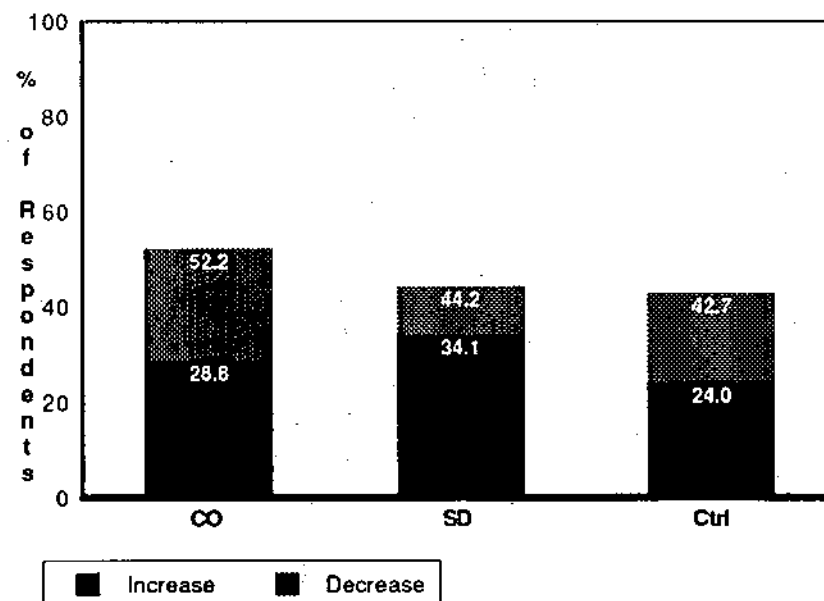
### *Understanding of Different People*



In each gambling community, over 67% of the change in resident understanding of different people and cultures was attributed to gambling.

## Perceived Changes in Community

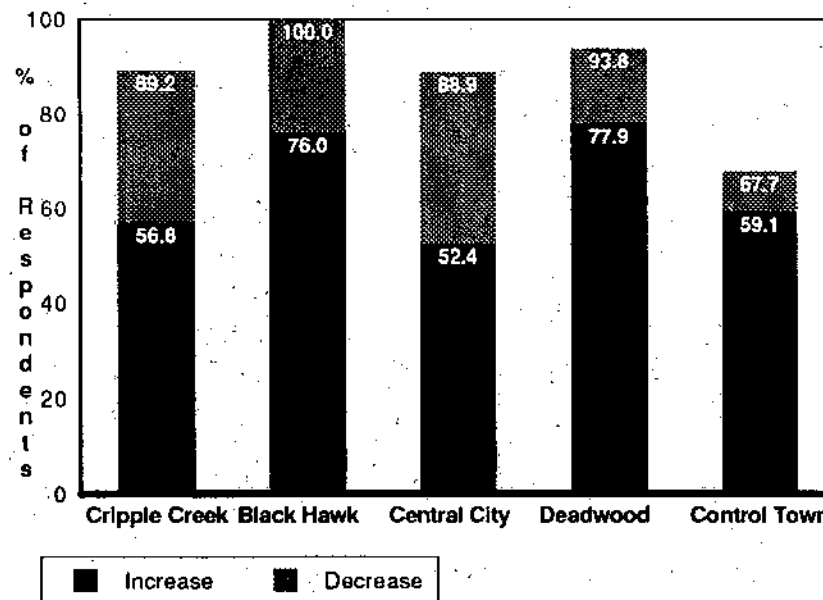
### *Understanding of Different People*



In each gambling community, over 67% of the change in resident understanding of different people and cultures was attributed to gambling.

## Perceived Changes in Community

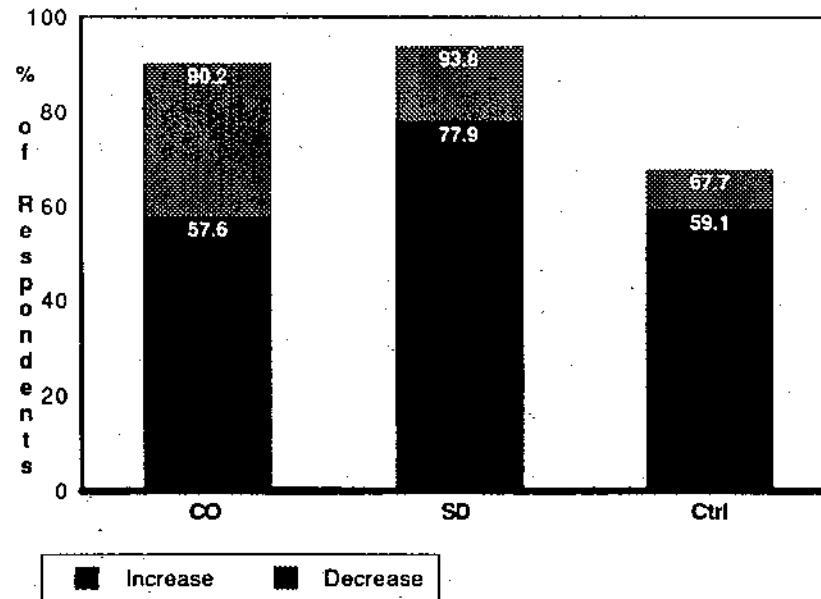
### *Life and Vitality of the Town*



In each gambling community, over 96% of the change in the life and vitality of the town was attributed to gambling.

## Perceived Changes in Community

*Life and Vitality of the Town*

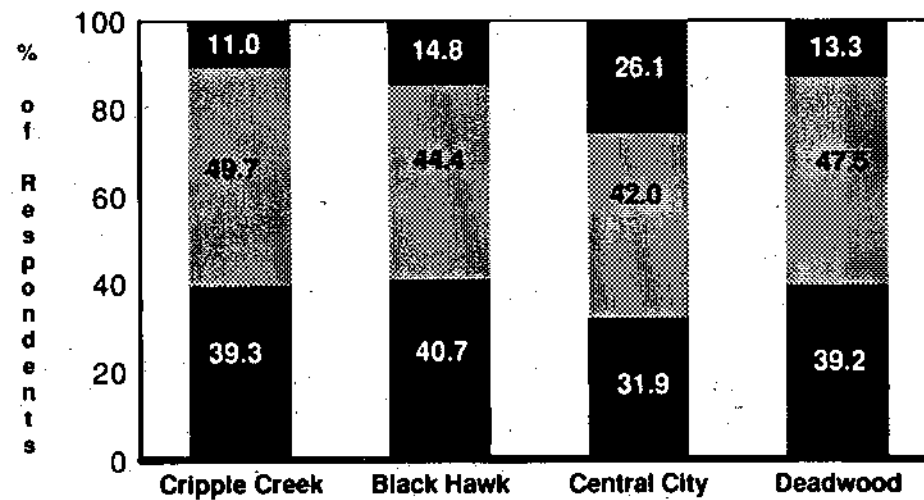


In each gambling community, over 97% of the change in the life and vitality of the town was attributed to gambling.

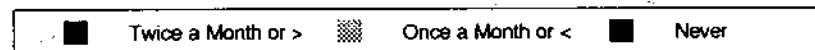
## Resident Contact with Gambling



### *Resident Gambling at Local Establishments*



\* Total of 657 respondents.




boongamb.cch

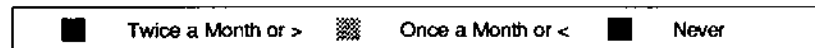


# Resident Contact with Gambling

## Resident Gambling at Local Establishments



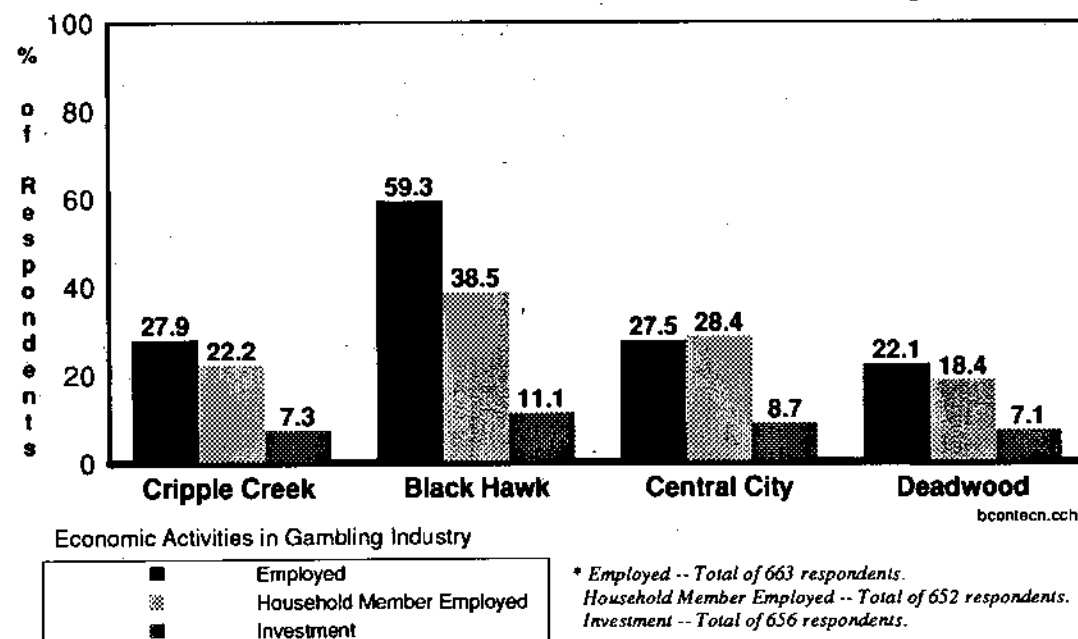
\* Total of 657 respondents.



bcontaga.och

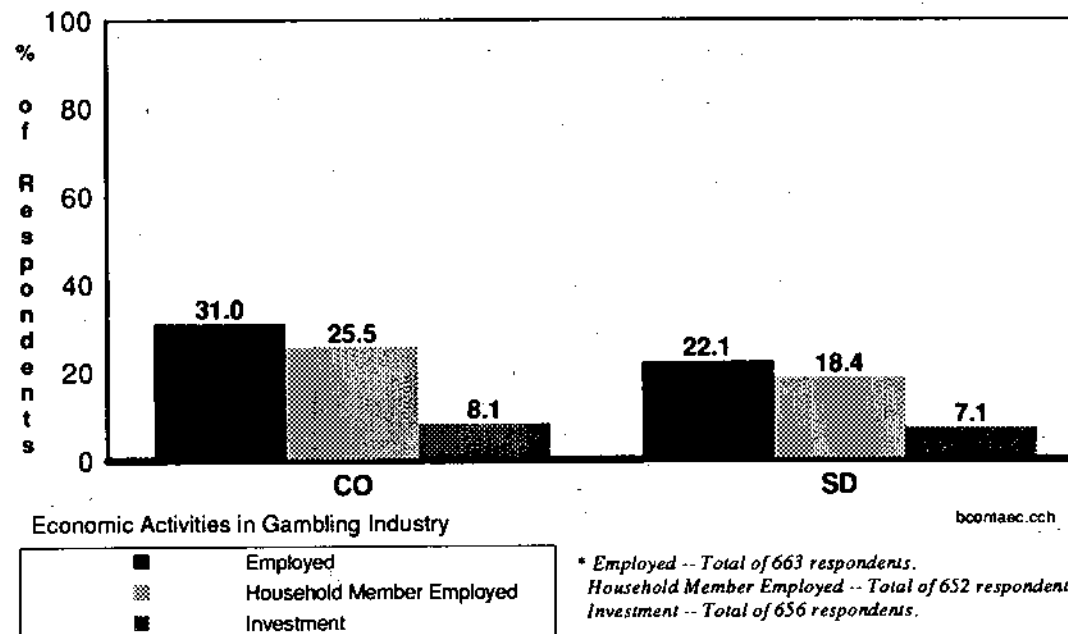
## Resident Contact with Gambling

### *Resident Economic Involvement with Gambling*

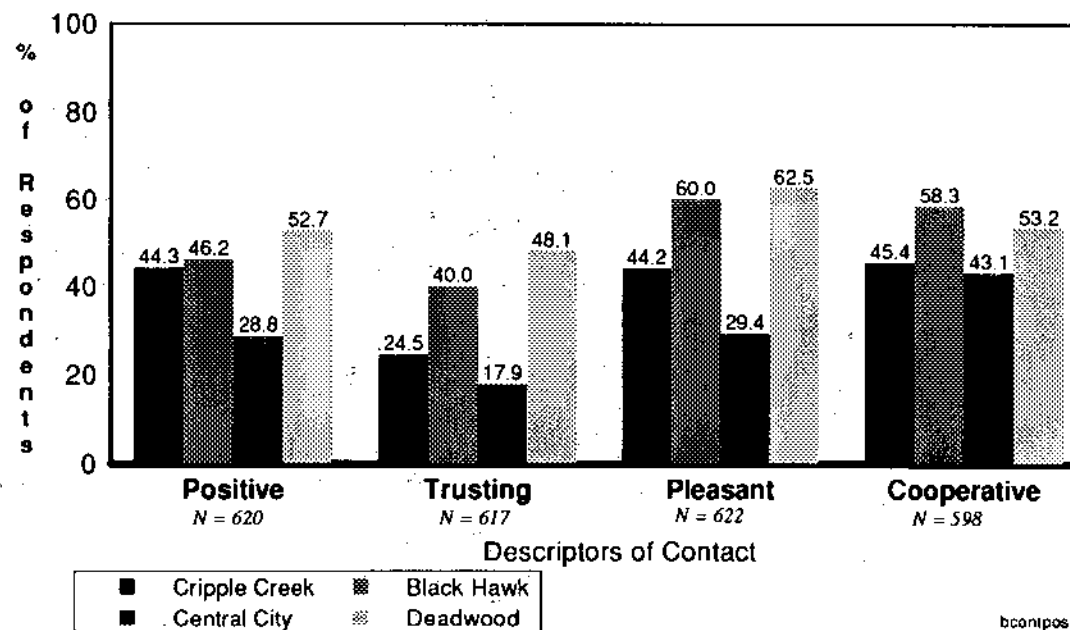


## Resident Contact with Gambling

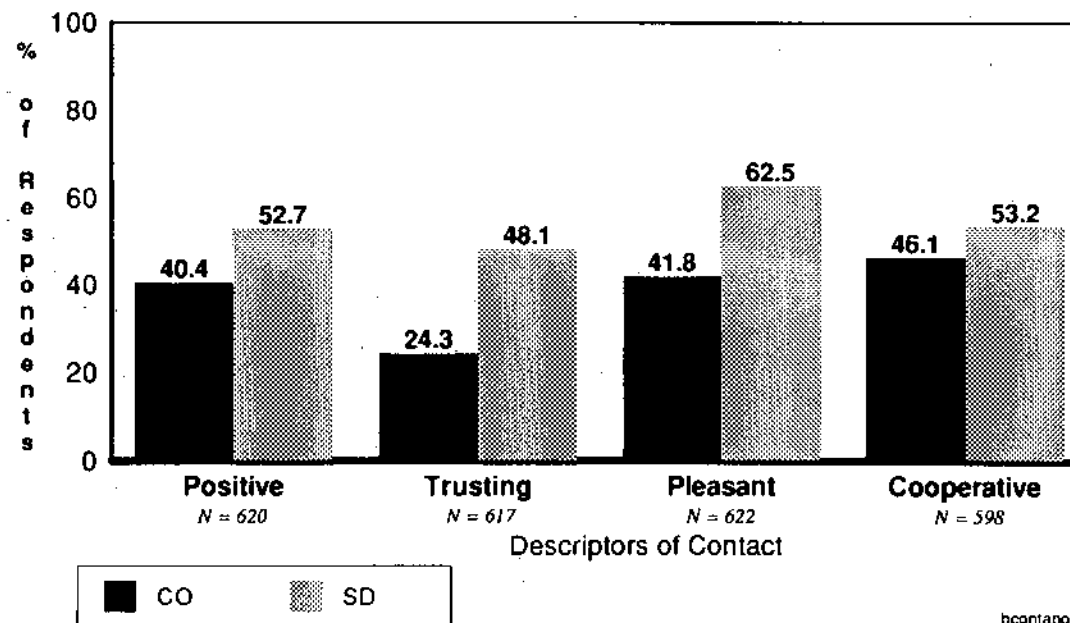
### *Resident Economic Involvement with Gambling*



# **Resident Contact with Gambling** *Positive Resident Experience with Gamblers*



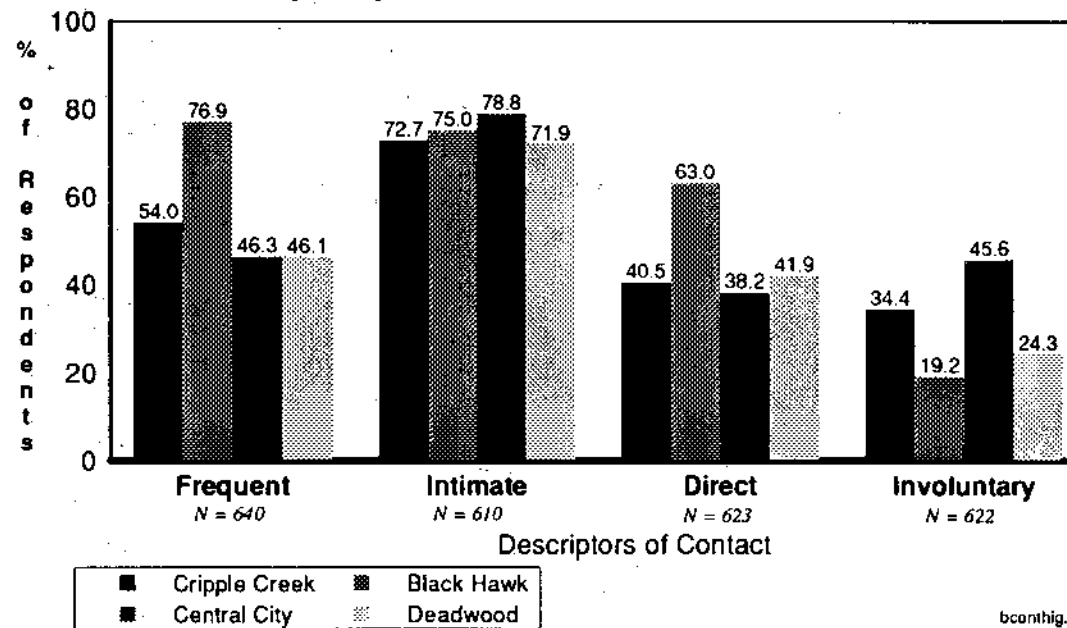
# **Resident Contact with Gambling** *Positive Resident Experience with Gamblers*



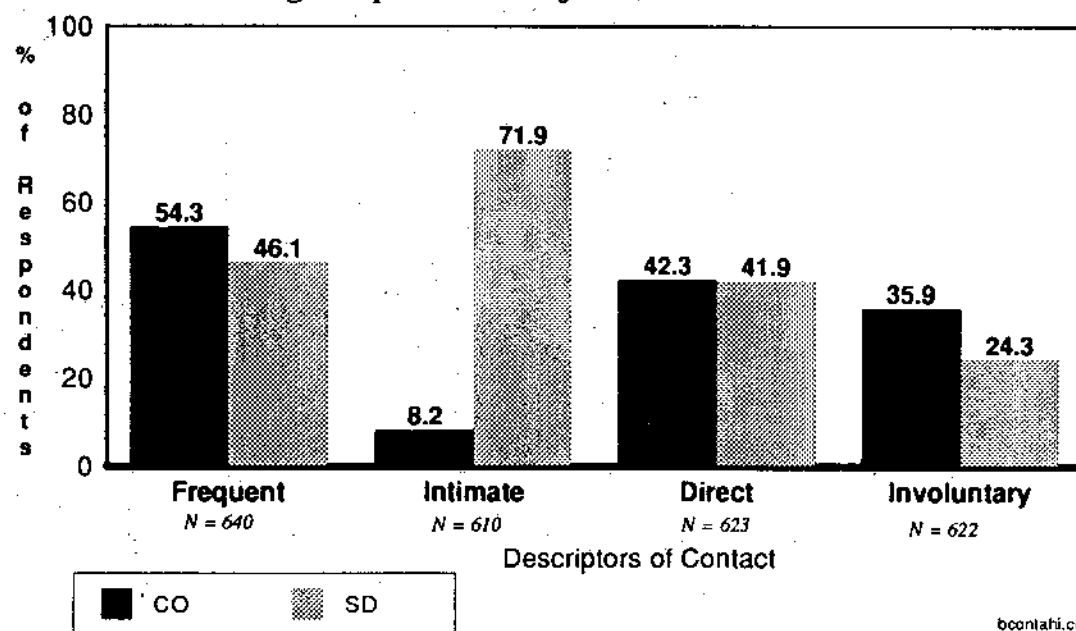
## Resident Contact with Gambling



### *High Impact Forms of Contact with Gamblers*



# **Resident Contact with Gambling** *High Impact Forms of Contact with Gamblers*

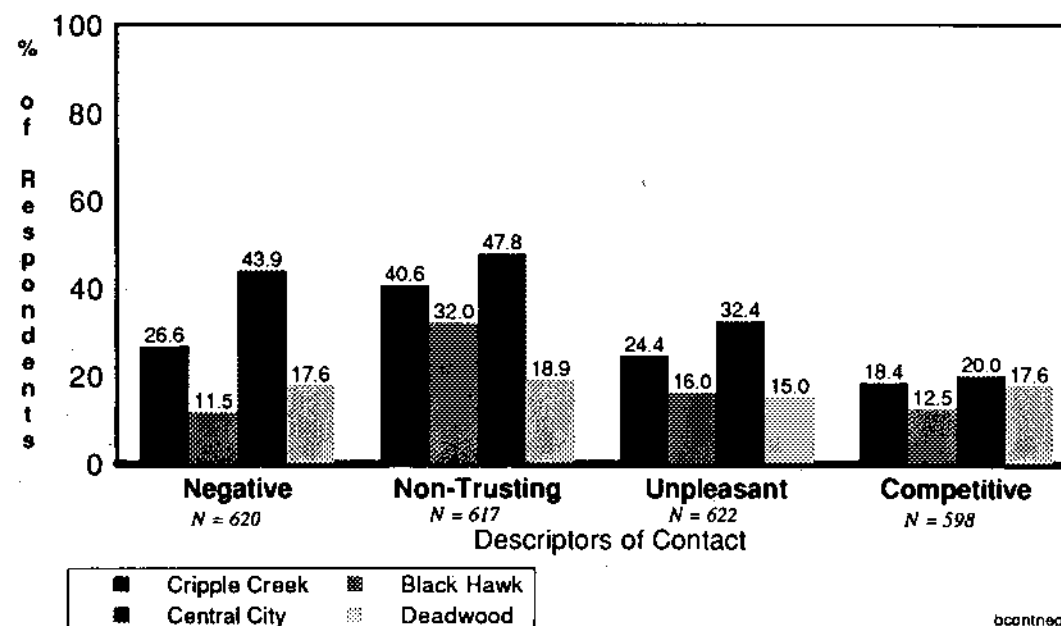


bcontahi.cch

## Resident Contact with Gambling



### *Negative Resident Experience with Gamblers*



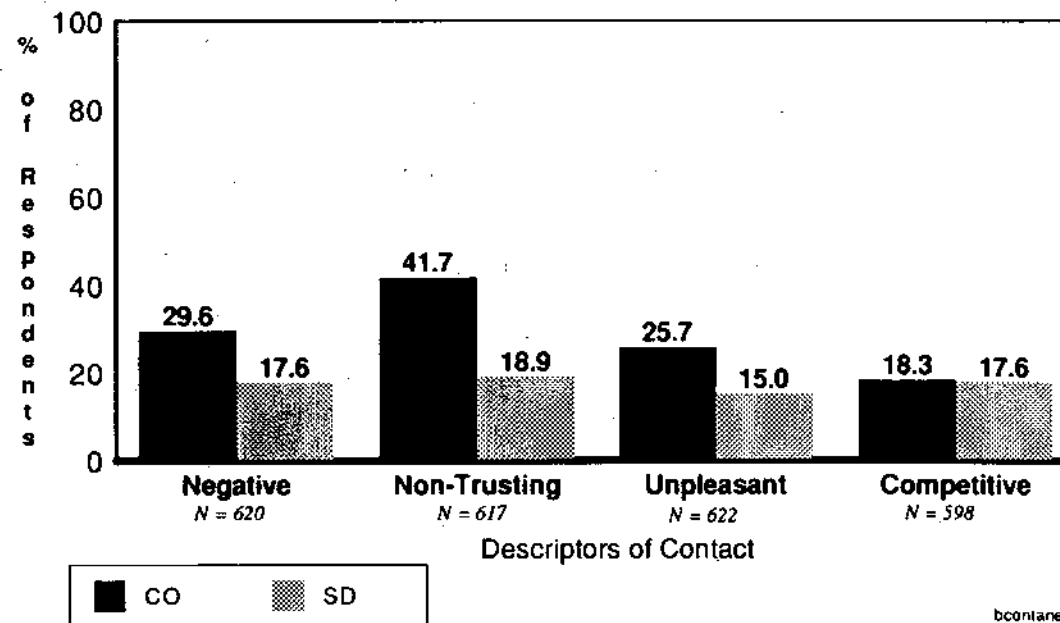
bcontneg.cch



## Resident Contact with Gambling

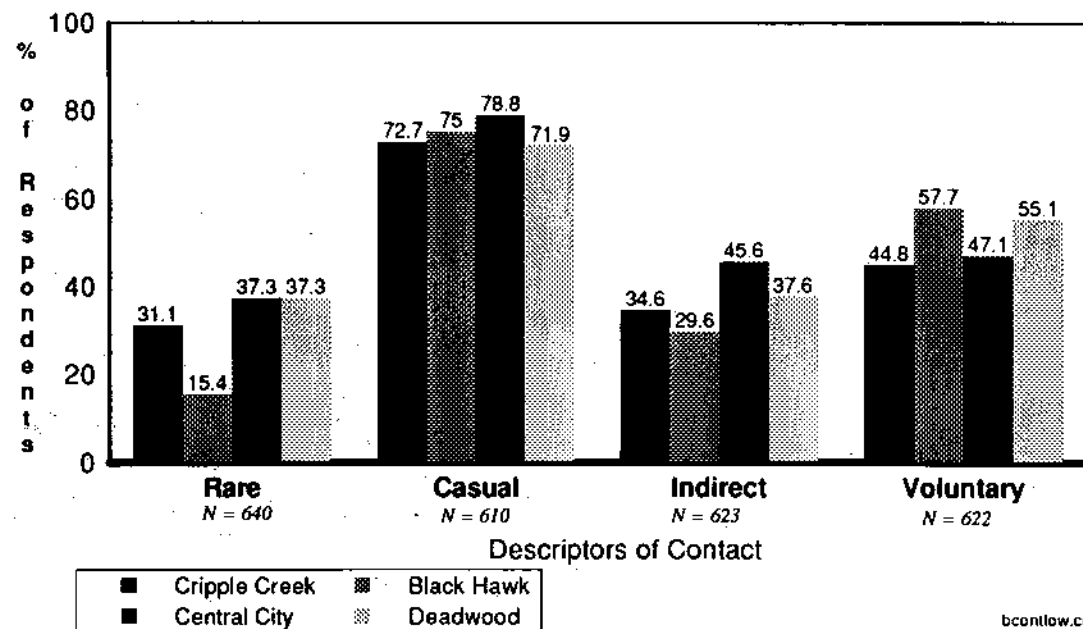


### *Negative Resident Experience with Gamblers*

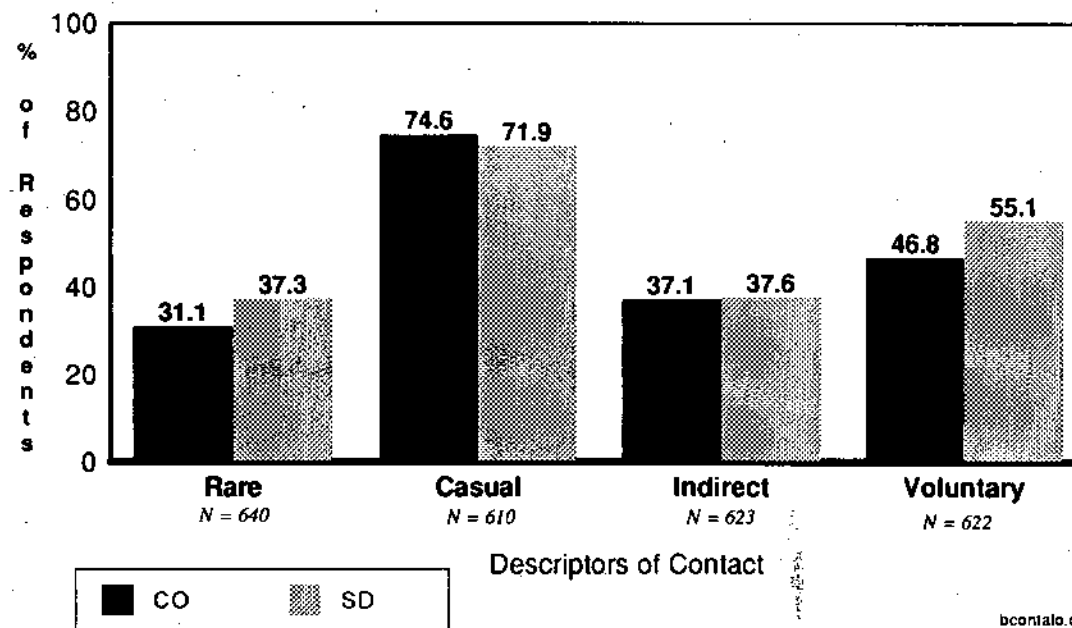


bcontane.cch

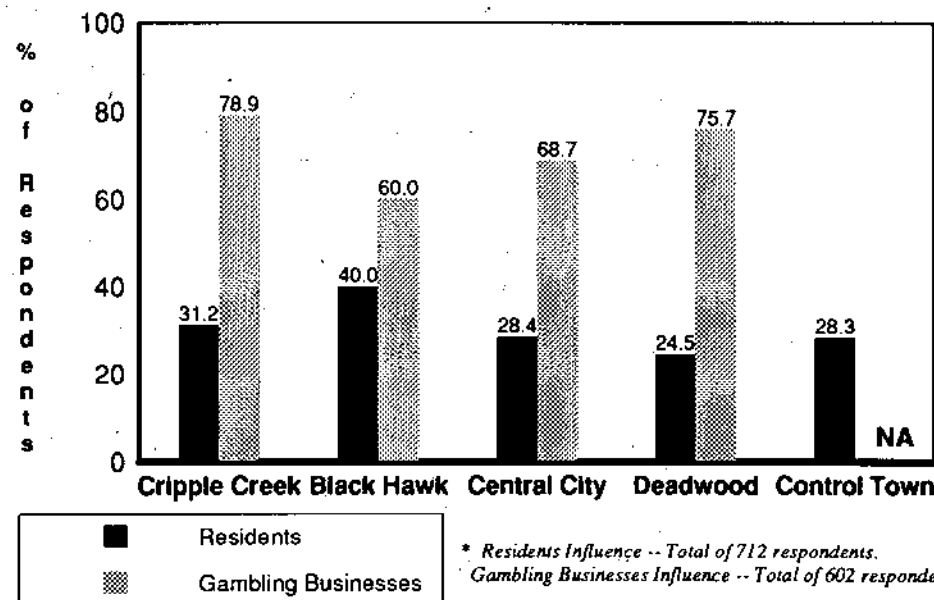
# **Resident Contact with Gambling** *Low Impact Forms of Contact with Gamblers*



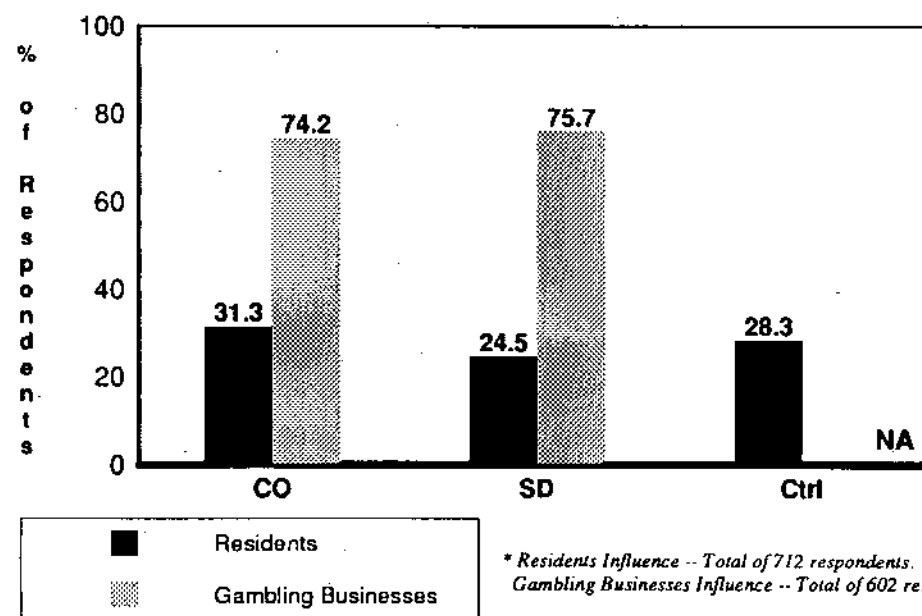
# **Resident Contact with Gambling** *Low Impact Forms of Contact with Gamblers*



# **Resident Perception of Political Influence** *High Influence on City Decisions*

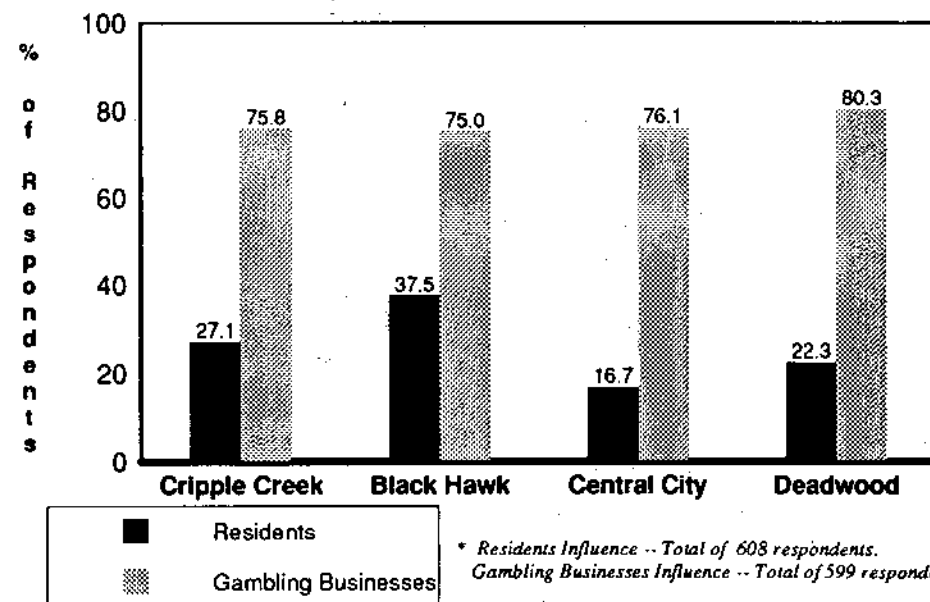


# **Resident Perception of Political Influence** *High Influence on City Decisions*



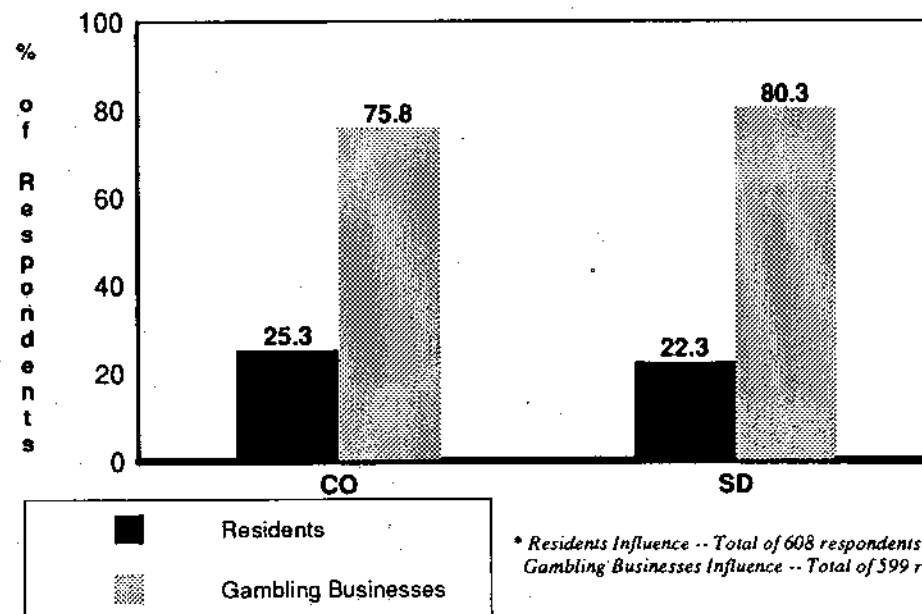
binfla01.cch

# **Resident Perception of Political Influence** *High Influence on City Decisions Affecting Gambling*



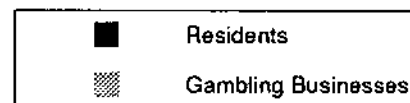
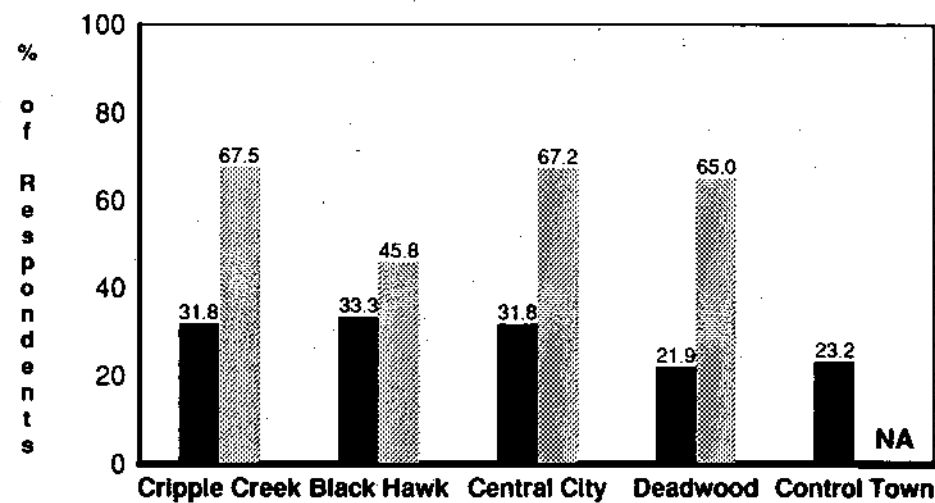
bintlu03.cch

### Resident Perception of Political Influence *High Influence on City Decisions Affecting Gambling*



binfla03.cch

# **Resident Perception of Political Influence** *High Influence on City Budget Decisions*

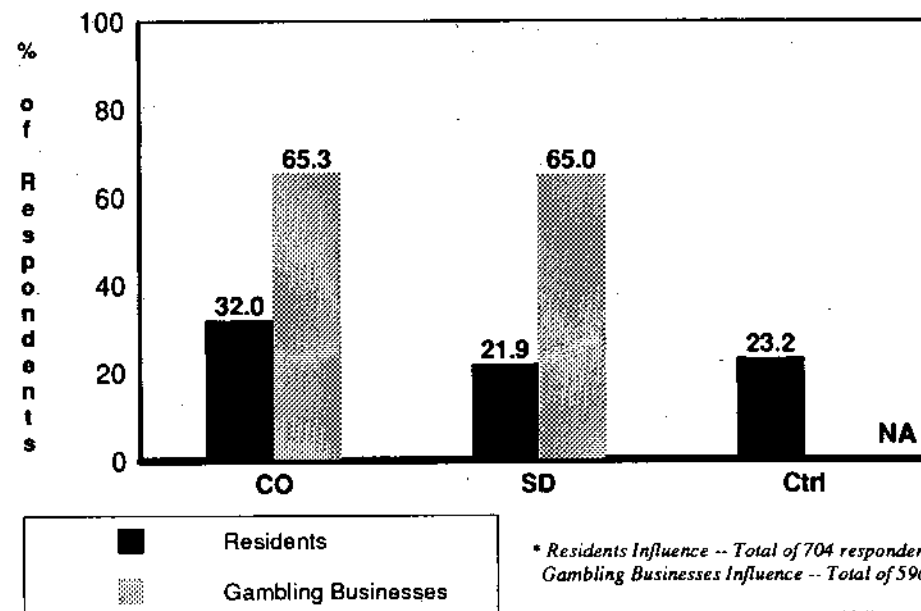


\* Residents Influence -- Total of 704 respondents.  
 Gambling Businesses Influence -- Total of 596 respondents.

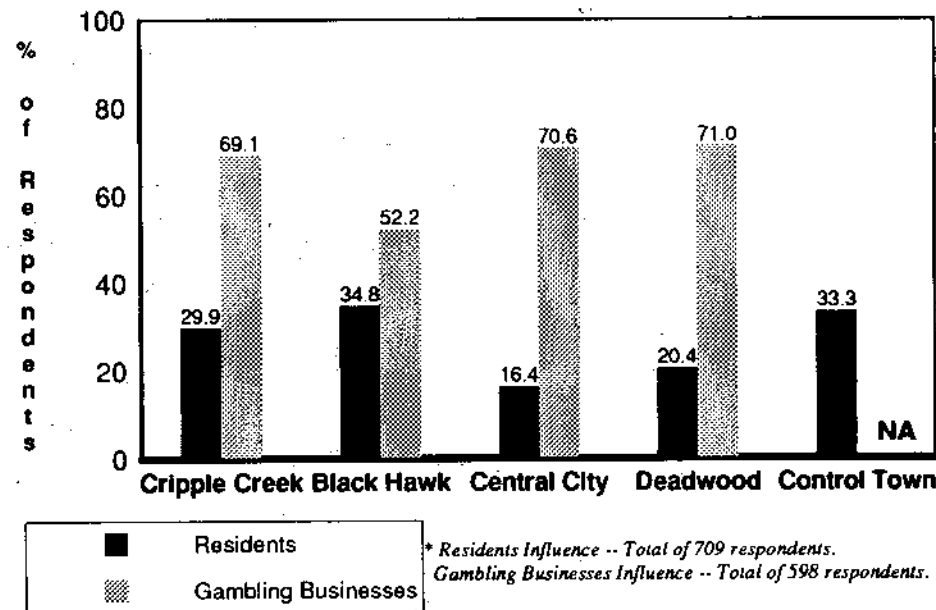
binflu05.cch



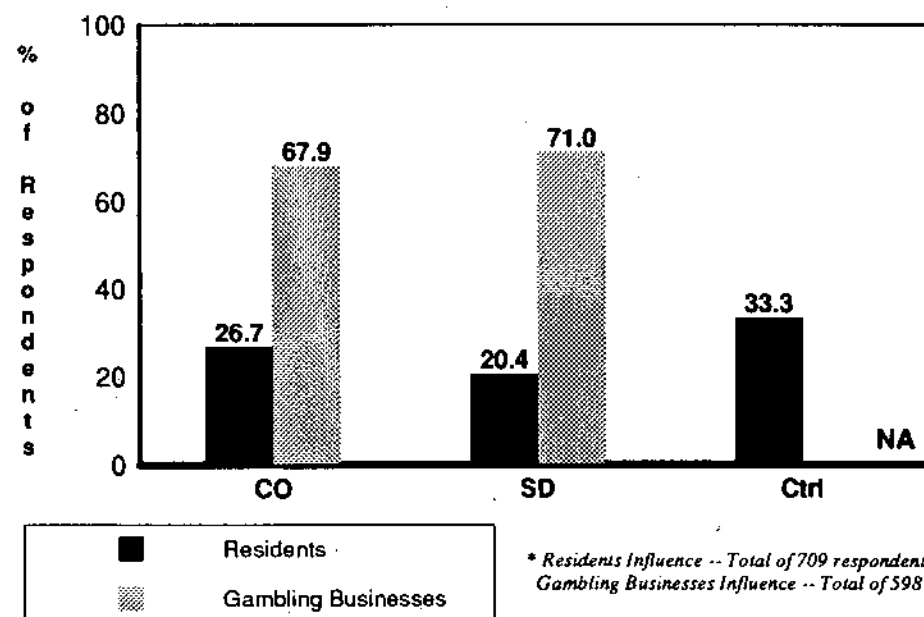
# **Resident Perception of Political Influence** *High Influence on City Budget Decisions*



# **Resident Perception of Political Influence** *High Influence on City Decisions on Public Facilities*

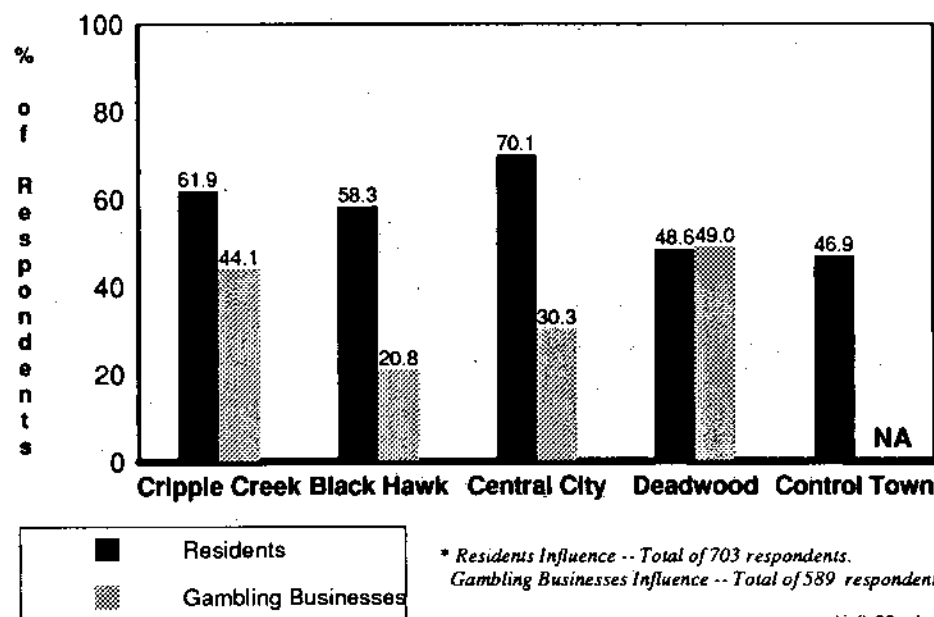


# **Resident Perception of Political Influence** *High Influence on City Decisions on Public Facilities*

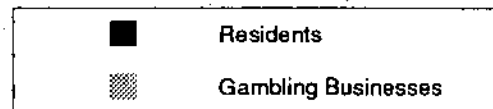
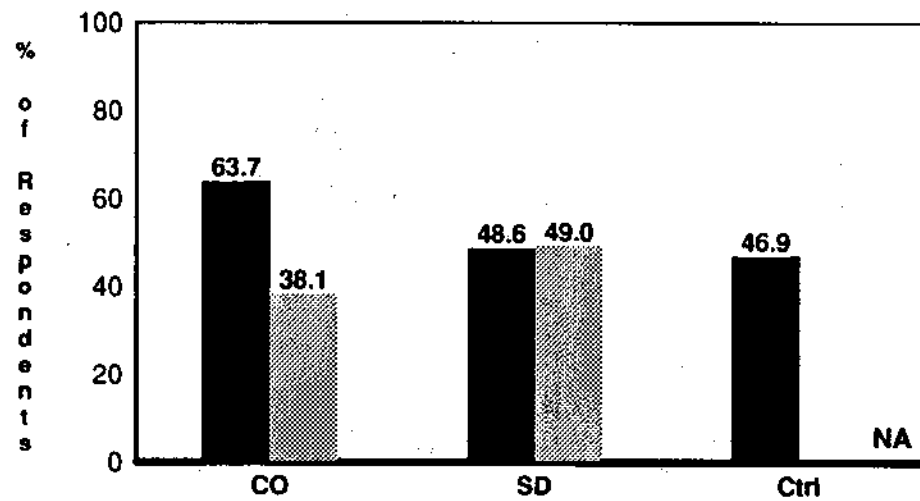


binlla07.cch

# **Resident Perception of Political Influence** *High Influence on City Commission Elections*



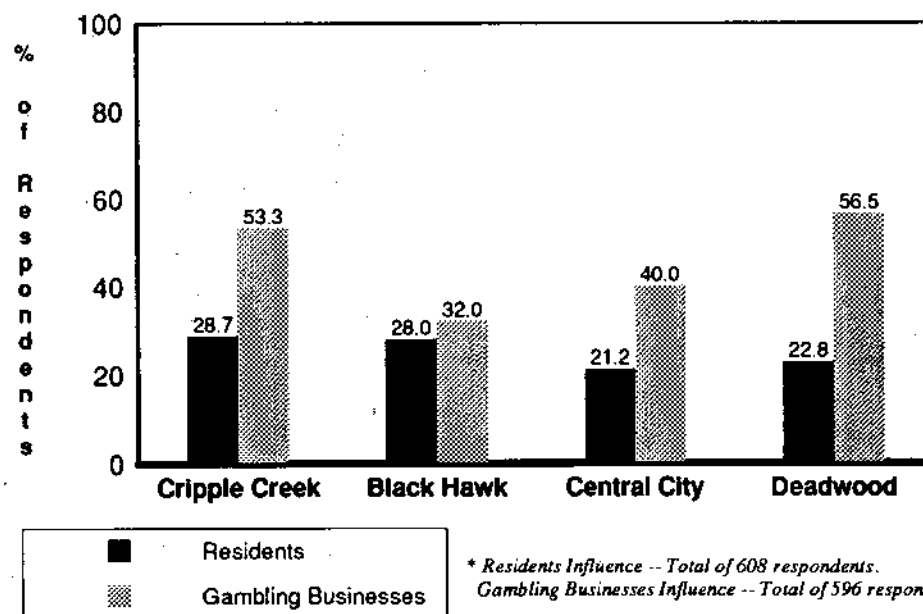
# **Resident Perception of Political Influence** *High Influence on City Commission Elections*



\* Residents Influence -- Total of 703 respondents.  
 Gambling Businesses Influence -- Total of 589 respondents.

binlla09.cch

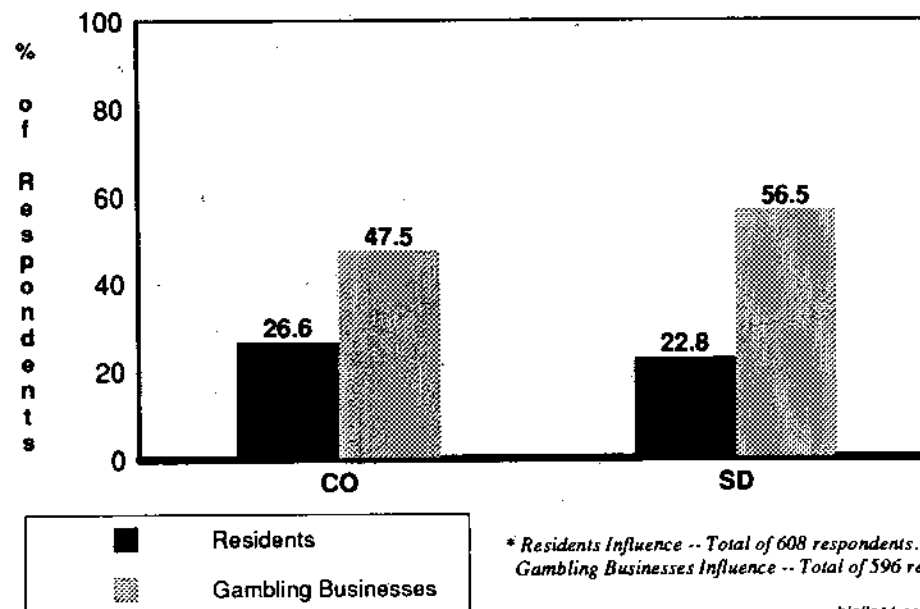
# **Resident Perception of Political Influence** **High Influence on City Allocation of Gambling Revenues**



binflu11.cch

### Resident Perception of Political Influence

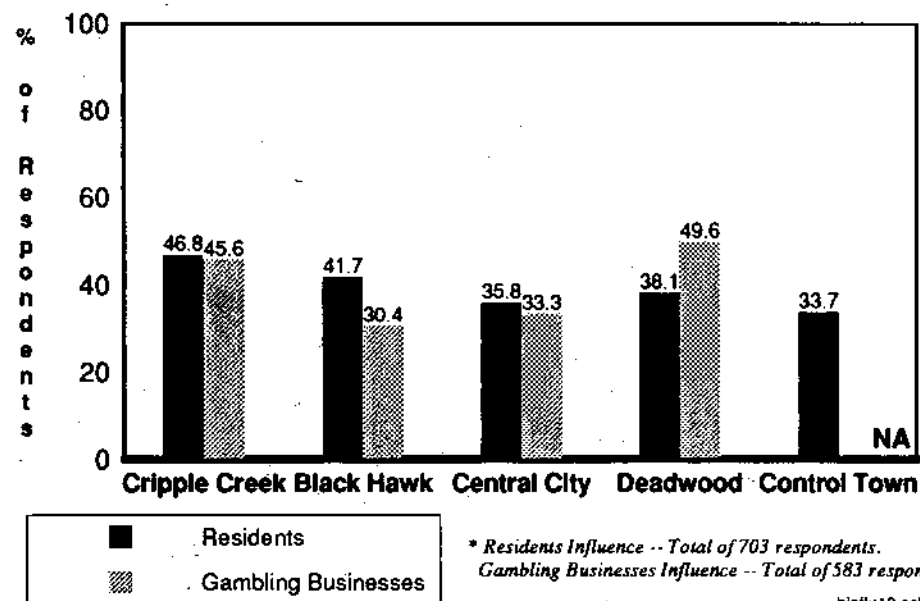
*High Influence on City Allocation of Gambling Revenues*



binfla11.cch

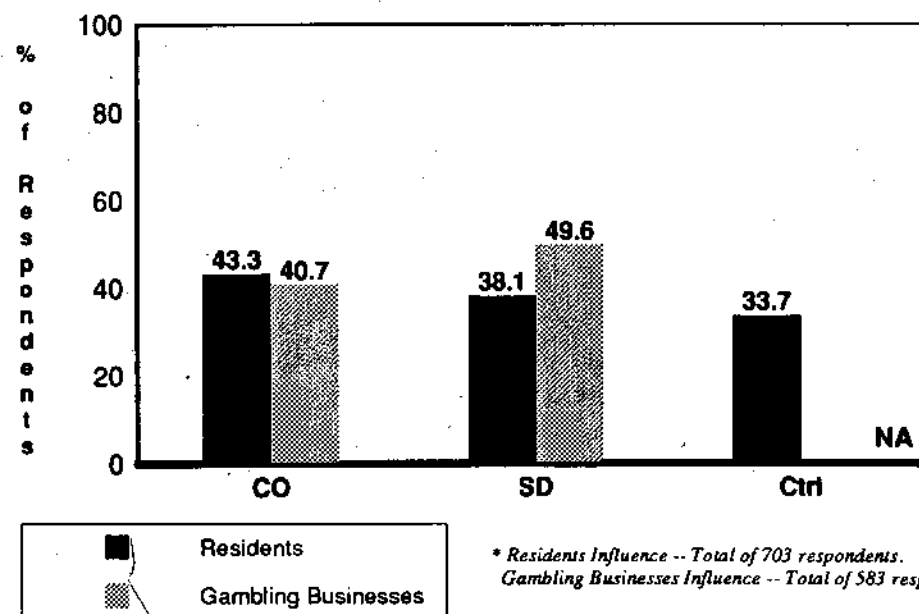
## Resident Perception of Political Influence

### *High Influence on Appointments of City Officials*




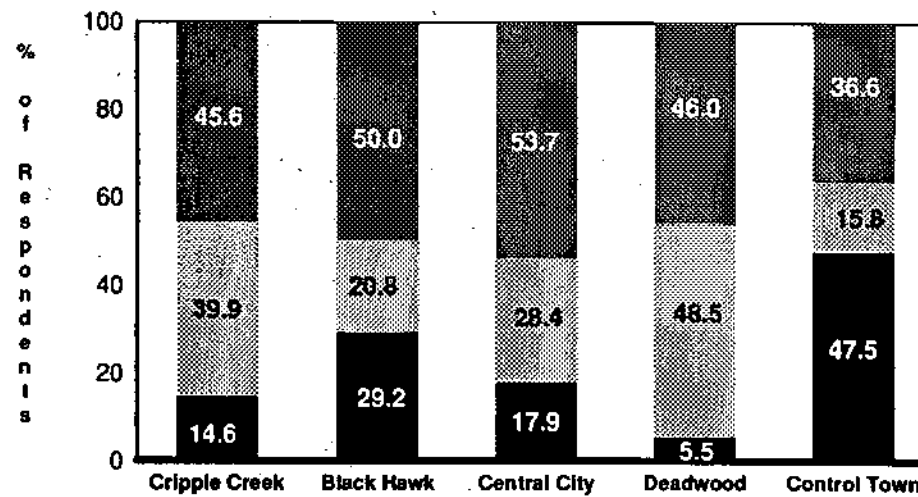


# **Resident Perception of Political Influence** *High Influence on Appointments of City Officials*



binlla13.cch

# Perceived Change in Influence Over Local Government Decisions



binfluen.cch

# Perceived Change in Influence Over Local Government Decisions

