

Residents' perceptions and attitudes about limited stakes casino gambling and its impact on community life.

**Findings from a survey of heads of households of Deadwood, South Dakota,
and Black Hawk, Central City, Cripple Creek and Grand Lake, Colorado.**

**Patrick Long, Jo Clark and Derek Liston
College of Business and Administration
Campus Box 419
University of Colorado at Boulder
Boulder, CO 80309
(303) 492-2381**

**Supported by the State Policy Program of The Aspen Institute, Washington, D.C.
Funded by The Ford Foundation and the W.K. Kellogg Foundation**

Life in Deadwood -- A Resident's View

Dear Female/Male Head of Household:

Over the next few days residents of Deadwood are being asked to share their opinion about life in this community since gambling began. The purpose of this survey is to gather information that is helpful in understanding how gambling has impacted your life. This information is important to local, county, and state officials in South Dakota and to residents and officials of other rural communities across the country considering gambling.

This survey is being funded by the Aspen Institute of Washington, D.C. as part of its effort to assist states in developing policies to support rural economic development. The survey was designed and is being administered by the University of Colorado at Boulder (Dr. Patrick Long 303 492-2381) in cooperation with Black Hills State University (Dr. Jeffrey Zeiger 605 642-6341). Your candid opinions about gambling in Deadwood are critical to the success of this effort and your responses are fully confidential. We ask that you please take time to complete this questionnaire and assist in this important policy and planning effort. Should you have any questions feel free to call either of us.

Bruce Oberlander
Mayor
578-2600

Jeff Bloomberg
States Attorney
578-1707

About the questionnaire . . .

ONLY a "head of household" member who is 18 years of age or older should complete this questionnaire.

Each section of this questionnaire will have instructions on how to complete that section.

Once you have completed the questionnaire please **return it only** to a person from the survey team.

*Your responses are fully confidential and no response will be attributed to any individual. You have the right not to participate, the right to omit answers to any question, and the right to withdraw from the study at any time. **THANK YOU** in advance for completing this questionnaire and helping with this important effort!*

SECTION 1: HOW DO YOU FEEL ABOUT LIVING IN DEADWOOD?

We would like to find out how you feel about life in Deadwood. For each statement, circle the **ONE** response that indicates the extent that you agree or disagree with the statement using 1 as **STRONGLY DISAGREE** and 7 as **STRONGLY AGREE**.

	Strongly Disagree				Neutral			Strongly Agree
I feel appreciated by the other residents	1	2	3	4	5	6	7	
I feel I can contribute to politics if I want to	1	2	3	4	5	6	7	
I feel like I'm an important part of Deadwood	1	2	3	4	5	6	7	
Deadwood seeks my participation in civic affairs	1	2	3	4	5	6	7	
I feel like I belong here	1	2	3	4	5	6	7	
I feel safe here	1	2	3	4	5	6	7	
My family is safe here	1	2	3	4	5	6	7	
My home and possessions are secure here	1	2	3	4	5	6	7	
I would like to move away from Deadwood	1	2	3	4	5	6	7	
I feel very committed to working for the betterment of Deadwood	1	2	3	4	5	6	7	
Not much can be said in favor of Deadwood	1	2	3	4	5	6	7	
I take an active role in community affairs	1	2	3	4	5	6	7	
In proportion to my annual income, I contribute a lot to local charities	1	2	3	4	5	6	7	
Preserving Deadwood's history is an important part of its future	1	2	3	4	5	6	7	
I try to buy most of what I need from local businesses	1	2	3	4	5	6	7	
I am satisfied with Deadwood as a place to live	1	2	3	4	5	6	7	
This community is an ideal place to live	1	2	3	4	5	6	7	
The future of Deadwood looks bright	1	2	3	4	5	6	7	
This community has good leaders	1	2	3	4	5	6	7	
It is important that Deadwood maintain its National Historic Landmark status	1	2	3	4	5	6	7	
People work together to get things done for Deadwood	1	2	3	4	5	6	7	
I am satisfied with the quality of life in Deadwood	1	2	3	4	5	6	7	

What do you **LIKE MOST** about living in Deadwood?

1. _____
2. _____
3. _____

SECTION 3: HAS DEADWOOD CHANGED? IF YES, WAS THAT CHANGE CAUSED BY GAMBLING?

Below is a list of community characteristics. For each of these characteristics, we would like you to answer two questions: (1) has that *characteristic* **CHANGED IN DEADWOOD IN THE LAST THREE YEARS** and (2) if you feel that characteristic has changed, **WAS THAT CHANGE CAUSED BY GAMBLING?**

Scale for Change: 1 = Large Decrease, 3 = No Change, 5 = Large Increase, or ? = Don't Know

Scale for Cause: 1 = Yes, 2 = Partially, 3 = No, or ? = Don't Know

<i>Characteristic</i>	CHANGE IN DEADWOOD IN THE LAST THREE YEARS						WAS CHANGE CAUSED BY GAMBLING			
	Large Decrease		No Change		Large Increase	Don't Know	Yes	Partially	No	Don't Know
personal income of local residents	1	2	3	4	5	?	1	2	3	?
level of traffic congestion	1	2	3	4	5	?	1	2	3	?
number of jobs for local residents	1	2	3	4	5	?	1	2	3	?
variety of shopping stores	1	2	3	4	5	?	1	2	3	?
revenue generated in the local economy	1	2	3	4	5	?	1	2	3	?
amount of local property taxes collected	1	2	3	4	5	?	1	2	3	?
number of driving hazards in the area	1	2	3	4	5	?	1	2	3	?
opportunities to meet interesting people	1	2	3	4	5	?	1	2	3	?
variety of entertainment	1	2	3	4	5	?	1	2	3	?
size of crowds in public areas of town	1	2	3	4	5	?	1	2	3	?
variety of restaurants	1	2	3	4	5	?	1	2	3	?
resident awareness of local culture and heritage	1	2	3	4	5	?	1	2	3	?
amount of income going to local businesses	1	2	3	4	5	?	1	2	3	?
restoration and protection of historical buildings or structures	1	2	3	4	5	?	1	2	3	?
noise levels	1	2	3	4	5	?	1	2	3	?
quality of the natural environment	1	2	3	4	5	?	1	2	3	?
number of jobs available for people with my education and skills.	1	2	3	4	5	?	1	2	3	?
number of jobs available for people with education and skills like my spouse/partner's	1	2	3	4	5	?	1	2	3	?
number of jobs for young adults	1	2	3	4	5	?	1	2	3	?

Did you fill out both columns for each characteristic where appropriate?

SECTION 3 (CONT):

CHANGE IN DEADWOOD
IN THE LAST THREE YEARS

WAS CHANGE
CAUSED BY GAMBLING

<i>Characteristic</i>	CHANGE IN DEADWOOD IN THE LAST THREE YEARS					WAS CHANGE CAUSED BY GAMBLING				
	Large Decrease		No Change		Large Increase	Don't Know	Yes	Partially	No	Don't Know
number of serious crimes in the area	1	2	3	4	5	?	1	2	3	?
cost of living in Deadwood	1	2	3	4	5	?	1	2	3	?
quality of services (e.g., police, fire, medical, utilities)	1	2	3	4	5	?	1	2	3	?
amount of local sales taxes collected	1	2	3	4	5	?	1	2	3	?
opportunities to learn about other people and cultures	1	2	3	4	5	?	1	2	3	?
wildlife (plants, birds, animals) in the area	1	2	3	4	5	?	1	2	3	?
demand for historical activities and programs	1	2	3	4	5	?	1	2	3	?
ability of services to meet demand (e.g., police, fire, medical, utilities)	1	2	3	4	5	?	1	2	3	?
variety of cultural facilities and activities	1	2	3	4	5	?	1	2	3	?
financial resources of service agencies	1	2	3	4	5	?	1	2	3	?
size of crowds that affect your enjoyment of activities in public places	1	2	3	4	5	?	1	2	3	?
quality of recreation opportunities for residents	1	2	3	4	5	?	1	2	3	?
quality of education programs	1	2	3	4	5	?	1	2	3	?
physical environment	1	2	3	4	5	?	1	2	3	?
variety of social opportunities for residents	1	2	3	4	5	?	1	2	3	?
resident understanding of different people and cultures	1	2	3	4	5	?	1	2	3	?
life and vitality of Deadwood	1	2	3	4	5	?	1	2	3	?

Did you fill out both columns for each characteristic where appropriate?

In what ways is your life **BETTER** because of the introduction of gambling in Deadwood?

1. _____
2. _____
3. _____

In what ways is your life **WORSE** because of the introduction of gambling in Deadwood?

1. _____
2. _____
3. _____

SECTION 4: HOW MUCH CONTACT WITH GAMBLERS DO YOU HAVE?

Each item below describes two opposite aspects of CONTACT which you may have with gamblers. Please place ONE check mark in a place along the line for each item that best describes the type of contact you have with gamblers. For example, if your contact with gamblers is highly related to one end of the scale (e.g, very rare), you would place your check mark as follows:

Example Rare ✓ : : : : : Frequent

If your contact with gamblers is only slightly related to one end of the scale (e.g, slightly or somewhat frequent) you would place your mark as follows:

Example Rare : : : : ✓ : Frequent

IN GENERAL, MY CONTACT WITH GAMBLERS IS:

Rare	: : : : :	Frequent
Voluntary	: : : : :	In-voluntary
Direct	: : : : :	In-direct
Competitive	: : : : :	Cooperative
Negative	: : : : :	Positive
Intimate	: : : : :	Casual
Trusting	: : : : :	Non-trusting
Pleasant	: : : : :	Un-pleasant

How often do you gamble at the local gambling establishments? (circle one please)

- 0 never
- 1 no more than a few times a year
- 2 once a month
- 3 two to five times a month
- 4 six to ten times a month
- 5 more than ten times a month

A. Are you employed in a gambling or gambling related job? (circle one please)

- 1 yes
- 2 no

B. Is any other member of your household, employed in a gambling or gambling related job? (circle one please)

- 1 yes
- 2 no

IF YES TO EITHER A or B, approximately what percentage of your household income is obtained from employment in gambling or gambling related jobs?

_____ percent

Do you have any investments in gambling related businesses in Deadwood? (circle one please)

- 1 yes
- 2 no

SECTION 5: INFLUENCE OF GAMBLING ON POLITICAL DECISIONS?

In general, how much **POLITICAL INFLUENCE** do you feel (i) residents and (ii) gambling businesses have in each of the situations described below? For each item, circle **ONE** number for residents and **ONE** for gambling businesses.

		Have No Influence				Have Extremely High Influence		
On city commission decisions in general								
(i)	Residents	1	2	3	4	5	6	7
(ii)	Gambling Businesses	1	2	3	4	5	6	7
On city commission decisions influencing gambling								
(i)	Residents	1	2	3	4	5	6	7
(ii)	Gambling Businesses	1	2	3	4	5	6	7
On city budget decisions								
(i)	Residents	1	2	3	4	5	6	7
(ii)	Gambling Businesses	1	2	3	4	5	6	7
On community decisions regarding construction and use of public facilities (e.g., parking lots, roads, etc)								
(i)	Residents	1	2	3	4	5	6	7
(ii)	Gambling Businesses	1	2	3	4	5	6	7
On city commission elections								
(i)	Residents	1	2	3	4	5	6	7
(ii)	Gambling Businesses	1	2	3	4	5	6	7
On control over how gambling revenues are allocated to support other community services								
(i)	Residents	1	2	3	4	5	6	7
(ii)	Gambling Businesses	1	2	3	4	5	6	7
On appointment of city officials								
(i)	Residents	1	2	3	4	5	6	7
(ii)	Gambling Businesses	1	2	3	4	5	6	7

Generally, how has **YOUR ABILITY TO INFLUENCE** local government/political decisions changed as a result of legalizing and introducing gambling in Deadwood? (circle one number)

-5	-4	-3	-2	-1	0	+1	+2	+3	+4	+5
I have far less political influence			No Change				I have far greater political influence			

SECTION 6: STATISTICAL INFORMATION

The following information will help us in grouping responses when the results of the survey are reported. Your personal response to each and every question on this questionnaire is **Absolutely Confidential**. It will be impossible and it is not our intent to identify any individual's responses.

1. How many months/years have you lived in Deadwood? _____ months _____ years

2. Were you living in Deadwood when gambling was approved? (circle one please)

- 1 yes
- 2 no

IF YES: Did you vote to approve gambling in the local initiative? (circle one please)

- 1 yes
- 2 voted against gambling
- 3 chose not to vote
- 4 was not a registered voter

3. Were you living in South Dakota when gambling was approved? (circle one please)

- 1 yes
- 2 no

IF YES: Did you vote to approve gambling in the state referendum? (circle one please)

- 1 yes
- 2 voted against gambling
- 3 chose not to vote
- 4 was not a registered voter

At the time of the vote, how many gamblers did you think would be attracted to Deadwood if gambling was approved? (circle one please)

- 1. fewer than have actually been here
- 2. about the same as have actually been here
- 3. more than have actually been here

4. How many blocks is it from your residence to the nearest gambling establishment?

_____ blocks

5. Do you (circle one please)

- 1 Own your residence
- 2 Rent your residence.

If you rent your residence, is the rental (please circle one)

- A long term
- B seasonal
- C short term (weekly or less)

6. Your Age _____

7. Are you (circle one please):

- 1 female
- 2 male

8. Including yourself, how many people live in your household? _____

9. How many household members are children under the age of 18? _____

IF YOU HAVE YOUNG CHILDREN, Are adequate day care programs available in Deadwood? (circle one please)

- 1 yes
- 2 no
- 3 don't know

10. What is your ethnic origin? (circle one please)

- 1. Asian
- 2. Black
- 3. Hispanic
- 4. Native American
- 5. White (Caucasian)
- 6. other _____
please specify

11. Are you (circle one please):

- 1 retired
- 2 unemployed
- 3 self employed
- 4 employed

IF SELF-EMPLOYED OR EMPLOYED what is your occupation? _____
(please be as specific as possible)

12. Are you (circle one please):

- 1 married (living together)
- 2 divorced
- 3 separated
- 4 widowed
- 5 single

IF MARRIED OR LIVING TOGETHER: Is your spouse/partner currently (circle one please):

- 1 retired
- 2 unemployed
- 3 self employed
- 4 employed

IF your spouse is SELF-EMPLOYED OR EMPLOYED what is his/her occupation? _____
(please be as specific as possible)

13. Please indicate the highest educational level you have completed. (circle one please)

- 1 grade school
- 2 some high school
- 3 high school graduate
- 4 some college or technical school
- 5 college graduate
- 6 some post-graduate study
- 7 graduate degree

14. Please indicate your total pretax household income for 1991. (circle one please)

- | | | | |
|---|-------------------|---|---------------------|
| 1 | under \$10,000 | 5 | \$40,000 - \$49,999 |
| 2 | \$10,000-\$19,999 | 6 | \$50,000 - \$59,999 |
| 3 | \$20,000-\$29,999 | 7 | \$60,000 - \$69,999 |
| 4 | \$30,000-\$39,999 | 8 | \$70,000 or more |

SECTION 7: OTHER COMMENTS

THANK YOU for completing this questionnaire. We realize and appreciate the time and effort you have given us. This final section is to allow you an opportunity to make any other comments or suggestions on:

1. Gambling in Deadwood?

2. Many other communities in the United States are thinking about legalizing gambling. On the basis of Deadwood's experience, what would you recommend? (circle one please).

1. legalize gambling
2. don't legalize gambling
3. it depends

WHY?

3. Any other comments or suggestions?

AGAIN, THANK YOU FOR YOUR ASSISTANCE

Residents' Perceptions and Attitudes About Limited Stakes Casino Gambling and Its Impact on Community Life

PRESENTATION OF DATA

Each data topic is presented in two graphs. The first graph reports the data by individual community. The second graph reports the data by state.

Opinions About Living in a Gambling Community

- I Feel Appreciated by Other Residents
- I Can Contribute to Politics
- I am an Important Part of My Town
- My Town Seeks My Participation
- I Have a Sense of Belonging in My Town
- I am Safe in My Town
- My Family is Safe
- My Home and Possessions are Secure
- Desire to Move Away
- I am Committed to Improving My Town
- Little Favorable Can Be Said About My Town
- I am Active in Community Affairs
- I Contribute to Local Charities
- Preserving Town History is Important
- I Try to Make Purchases Locally
- I am Satisfied with My Town as a Place to Live
- My Town is an Ideal Place to Live
- I am Optimistic About the Future of My Town
- My Town Has Good Leaders
- The Historic Designation of My Town is Important
- Residents Work Together for the Town
- I am Satisfied with the Quality of Life in My Town

Resident Feelings About Gambling

- I Don't Care if My Town Has Gambling
- It Is Hard to Accept Gambling in My Town
- I Boast About Living in a Town with Gambling
- I Receive Social Benefits from Gambling
- Gambling is Not Appropriate for My Town
- Profits from Gambling in My Town Go To Outsiders
- I am Embarrassed to Live in a Gambling Town
- Having Gambling in My Town is a Pleasure
- Developing Gambling Was the Right Choice
- I Receive Economic Benefit from Gambling
- I Benefit from Gambling

PRESENTATION OF DATA (CONT.)

Each data topic is presented in two graphs. The first graph reports the data by individual community. The second graph reports the data by state.

Resident Feelings About Gambling (Cont.)

I Would Support Gambling If We Could Decide Again
The Small Stakes Limit Should be Increased
My Town Would Have No Future without Gambling
Gambling Makes My Town a Better Place to Live
Many People Moved Because of Gambling
Traditional Tourists Stay Away Because of Gambling

Perceived Changes in Community

Personal Incomes
Traffic Congestion
Jobs for Residents
Variety of Shopping
Local Revenue
Local Property Taxes Collected
Driving Hazards
Opportunities to Meet Interesting People
Variety of Entertainment
Size of Crowds
Variety of Restaurants
Resident Awareness of Local Heritage
Income to Local Businesses
Preservation of Historic Structures
Noise Levels
Quality of Natural Environment
Jobs Using Education and Skills of Residents
Jobs Using Education and Skills of Partner
Jobs for Young Adults
Number of Serious Crimes
Cost of Living
Quality of Public Services
Amount of Local Sales Taxes Collected
Opportunities to Learn About Other People
Condition of the Wildlife
Demand for Historic Activities
Ability for Public Services to Meet Demand
Variety of Cultural Facilities and Activities
Financial Resources of Service Agencies

PRESENTATION OF DATA (CONT.)

Each data topic is presented in two graphs. The first graph reports the data by individual community. The second graph reports the data by state.

Perceived Changes in Community (Cont.)

- Crowds Affecting Enjoyment of Public Areas
- Quality of Recreational Opportunities
- Quality of Education Programs
- Physical Environment
- Variety of Social Opportunities
- Understanding of Different People
- Life and Vitality of the Town

Resident Contact with Gambling

- Resident Gambling at Local Establishments
- Resident Economic Involvement with Gambling
- Positive Resident Experience with Gamblers
- Negative Resident Experience with Gamblers
- High Impact Forms of Contact with Gamblers
- Low Impact Forms of Contact with Gamblers

Resident Perception of Political Influence

- High Influence on City Decisions
- High Influence on City Decisions Affecting Gambling
- High Influence on City Budget Decisions
- High Influence on City Decisions on Public Facilities
- High Influence on City Commission Elections
- High Influence on City Allocation of Gambling Revenues
- High Influence on Appointments of City Officials
- Perceived Change in Influence Over Local Government Decisions

Residents' Perceptions and Attitudes About Limited Stakes Casino Gambling and Its Impact on Community Life

PRESENTATION OF DATA

Each data topic is presented in two graphs. The first graph reports the data by individual community. The second graph reports the data by state.

	File Name
Opinions About Living in a Gambling Community	By Community/By State
	<i>On Disks 11,12, 14 & 15</i>
I Feel Appreciated by Other Residents	bopin01.cch/bopina01.cch
I Can Contribute to Politics	bopin02.cch/bopina02.cch
I am an Important Part of My Town	bopin03.cch/bopina03.cch
My Town Seeks My Participation	bopin04.cch/bopina04.cch
I Have a Sense of Belonging in My Town	bopin05.cch/bopina05.cch
I am Safe in My Town	bopin06.cch/bopina06.cch
My Family is Safe	bopin07.cch/bopina07.cch
My Home and Possessions are Secure	bopin08.cch/bopina08.cch
Desire to Move Away	bopin09.cch/bopina09.cch
I am Committed to Improving My Town	bopin10.cch/bopina10.cch
Little Favorable Can Be Said About My Town	bopin12.cch/bopina12.cch
I am Active in Community Affairs	bopin13.cch/bopina13.cch
I Contribute to Local Charities	bopin14.cch/bopina14.cch
Preserving Town History is Important	bopin15.cch/bopina15.cch
I Try to Make Purchases Locally	bopin16.cch/bopina16.cch
I am Satisfied with My Town as a Place to Live	bopin17.cch/bopina17.cch
My Town is an Ideal Place to Live	bopin18.cch/bopina18.cch
I am Optimistic About the Future of My Town	bopin19.cch/bopina19.cch
My Town Has Good Leaders	bopin20.cch/bopina20.cch
The Historic Designation of My Town Is Important	bopin21.cch/bopina21.cch
Residents Work Together for the Town	bopin22.cch/bopina22.cch
I am Satisfied with the Quality of Life in My Town	bopin23.cch/bopina23.cch
Resident Feelings About Gambling	On Disks 10, 13 & 14
I Don't Care if My Town Has Gambling	bgamfl01.cch/bgamfa01.cch
It is Hard to Accept Gambling in My Town	bgamfl02.cch/bgamfa02.cch
I Boast About Living in a Town with Gambling	bgamfl03.cch/bgamfa03.cch
I Receive Social Benefits from Gambling	bgamfl04.cch/bgamfa04.cch
Gambling is Not Appropriate for My Town	bgamfl05.cch/bgamfa05.cch
Profits from Gambling in My Town Go To Outsiders	bgamfl06.cch/bgamfa06.cch
I am Embarrassed to Live in a Gambling Town	bgamfl07.cch/bgamfa07.cch
Having Gambling in My Town Is a Pleasure	bgamfl08.cch/bgamfa08.cch
Developing Gambling Was the Right Choice	bgamfl09.cch/bgamfa09.cch
I Receive Economic Benefit from Gambling	bgamfl10.cch/bgamfa10.cch
I Benefit from Gambling	bgamfl11.cch/bgamfa11.cch

PRESENTATION OF DATA (CONT.)

Each data topic is presented in two graphs. The first graph reports the data by individual community. The second graph reports the data by state.

	File Name
Resident Feelings About Gambling (Cont.)	By Community/By State
	<i>On Disks 10, 13, & 14</i>
I Would Support Gambling If We Could Decide Again	bgamfl12.cch/bgamfa12.cch
The Small Stakes Limit Should be Increased	bgamfl13.cch/bgamfa13.cch
My Town Would Have No Future without Gambling	bgamfl14.cch/bgamfa14.cch
Gambling Makes My Town a Better Place to Live	bgamfl15.cch/bgamfa15.cch
Many People Moved Because of Gambling	bgamfl16.cch/bgamfa16.cch
Traditional Tourists Stay Away Because of Gambling	bgamfl17.cch/bgamfa17.cch
Perceived Changes in Community	<i>On Disks 1 through 8</i>
Personal Incomes	bchang01.cch/bchana01.cch
Traffic Congestion	bchang02.cch/bchana02.cch
Jobs for Residents	bchang03.cch/bchana03.cch
Variety of Shopping	bchang04.cch/bchana04.cch
Local Revenue	bchang05.cch/bchana05.cch
Local Property Taxes Collected	bchang06.cch/bchana06.cch
Driving Hazards	bchang07.cch/bchana07.cch
Opportunities to Meet Interesting People	bchang08.cch/bchana08.cch
Variety of Entertainment	bchang09.cch/bchana09.cch
Size of Crowds	bchang10.cch/bchana10.cch
Variety of Restaurants	bchang11.cch/bchana11.cch
Resident Awareness of Local Heritage	bchang12.cch/bchana12.cch
Income to Local Businesses	bchang13.cch/bchana13.cch
Preservation of Historic Structures	bchang14.cch/bchana14.cch
Noise Levels	bchang15.cch/bchana15.cch
Quality of Natural Environment	bchang16.cch/bchana16.cch
Jobs Using Education and Skills of Residents	bchang17.cch/bchana17.cch
Jobs Using Education and Skills of Partner	bchang18.cch/bchana18.cch
Jobs for Young Adults	bchang19.cch/bchana19.cch
Number of Serious Crimes	bchang20.cch/bchana20.cch
Cost of Living	bchang21.cch/bchana21.cch
Quality of Public Services	bchang22.cch/bchana22.cch
Amount of Local Sales Taxes Collected	bchang23.cch/bchana23.cch
Opportunities to Learn About Other People	bchang24.cch/bchana24.cch
Condition of the Wildlife	bchang25.cch/bchana25.cch
Demand for Historic Activities	bchang26.cch/bchana26.cch
Ability for Public Services to Meet Demand	bchang27.cch/bchana27.cch
Variety of Cultural Facilities and Activities	bchang28.cch/bchana28.cch
Financial Resources of Service Agencies	bchang29.cch/bchana29.cch

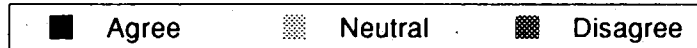
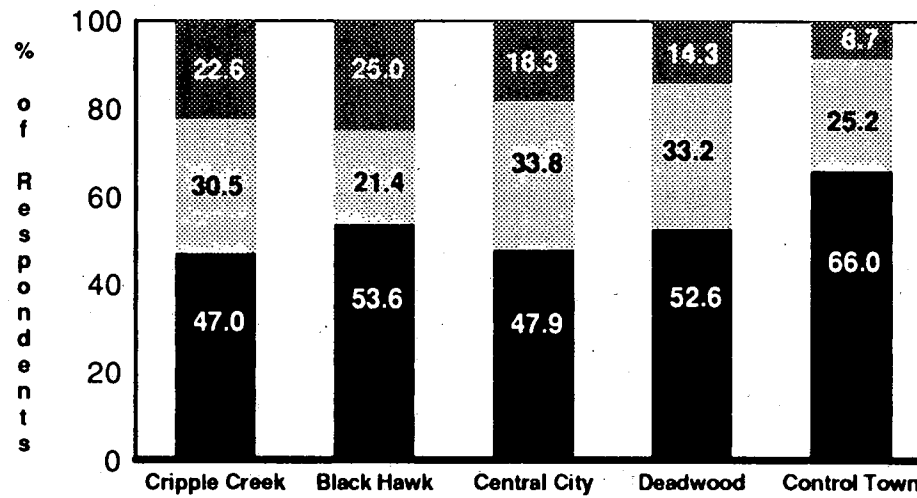
PRESENTATION OF DATA (CONT.)

Each data topic is presented in two graphs. The first graph reports the data by individual community. The second graph reports the data by state.

	File Name
Perceived Changes in Community (Cont.)	By Community/By State
	<i>On Disks 1 through 8</i>
Crowds Affecting Enjoyment of Public Areas	bchang30.cch/bchana30.cch
Quality of Recreational Opportunities	bchang31.cch/bchana31.cch
Quality of Education Programs	bchang32.cch/bchana32.cch
Physical Environment	bchang33.cch/bchana33.cch
Variety of Social Opportunities	bchang34.cch/bchana34.cch
Understanding of Different People	bchang35.cch/bchana35.cch
Life and Vitality of the Town	bchang36.cch/bchana36.cch
Resident Contact with Gambling	<i>On Disks 8 & 9</i>
Resident Gambling at Local Establishments	bcongamb.cch/bcontaga.cch
Resident Economic Involvement with Gambling	bcontecn.cch/bcontaec.cch
Positive Resident Experience with Gamblers	bcontpos.cch/bcontapo.cch
Negative Resident Experience with Gamblers	bcontneg.cch/bcontane.cch
High Impact Forms of Contact with Gamblers	bcontbig.cch/bcontahi.cch
Low Impact Forms of Contact with Gamblers	bcontlow.cch/bcontalo.cch
Resident Perception of Political Influence	<i>On Disks 9, 10 & 11</i>
High Influence on City Decisions	binflu01.cch/binfla01.cch
High Influence on City Decisions Affecting Gambling	binflu03.cch/binfla03.cch
High Influence on City Budget Decisions	binflu05.cch/binfla05.cch
High Influence on City Decisions on Public Facilities	binflu07.cch/binfla07.cch
High Influence on City Commission Elections	binflu09.cch/binfla09.cch
High Influence on City Allocation of Gambling Revenues	binflu11.cch/binfla11.cch
High Influence on Appointments of City Officials	binflu13.cch/binfla13.cch
Perceived Change in Influence Over Local Government Decisions	binfluen.cch/binfluea.cch

Opinions About Living in a Gambling Community

I Feel Appreciated by Other Residents

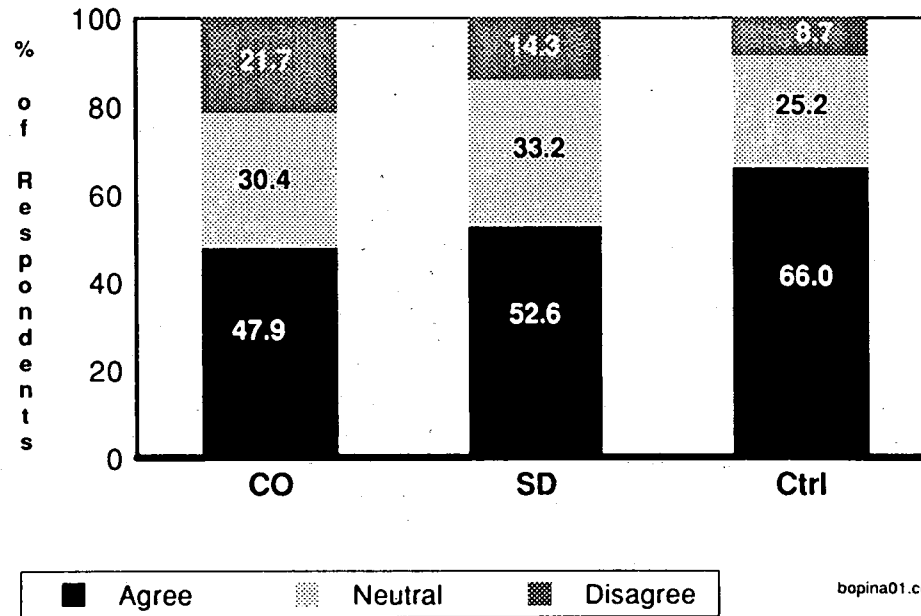


bopin01.cch

Opinions About Living in a Gambling Community

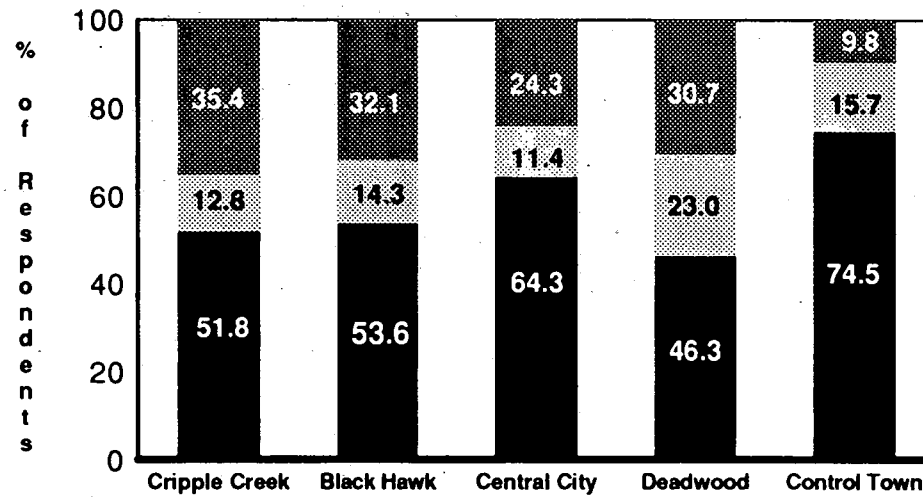


I Feel Appreciated by Other Residents



Opinions About Living in a Gambling Community

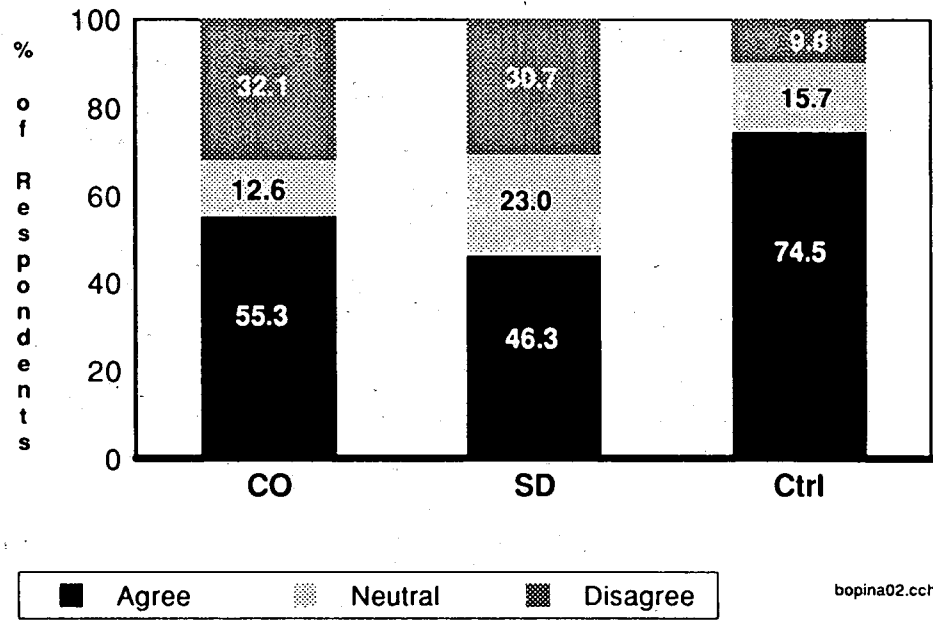
I Can Contribute to Politics



bopin02.cch

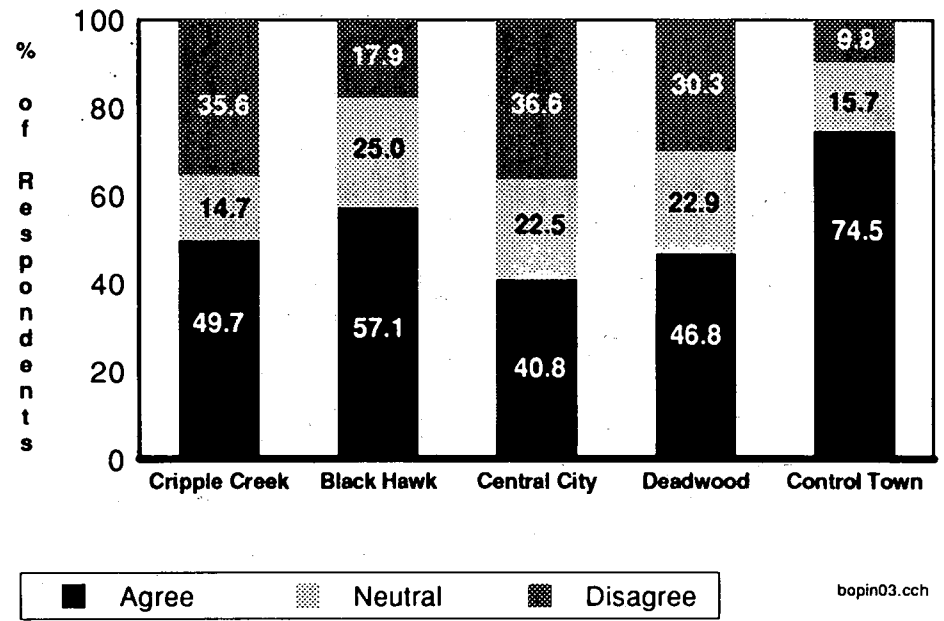
Opinions About Living in a Gambling Community

I Can Contribute to Politics



Opinions About Living in a Gambling Community

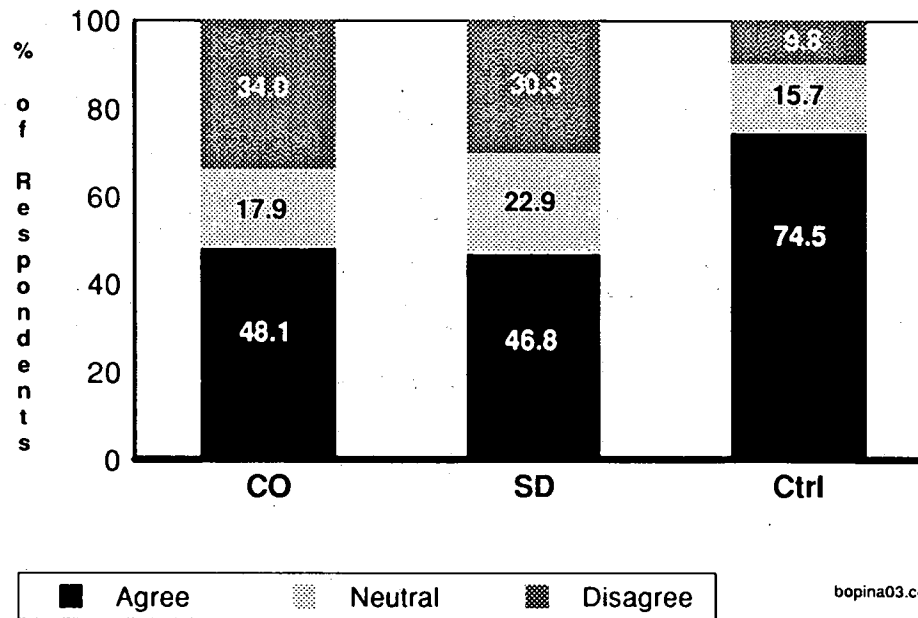
I am an Important Part of My Town



Opinions About Living in a Gambling Community

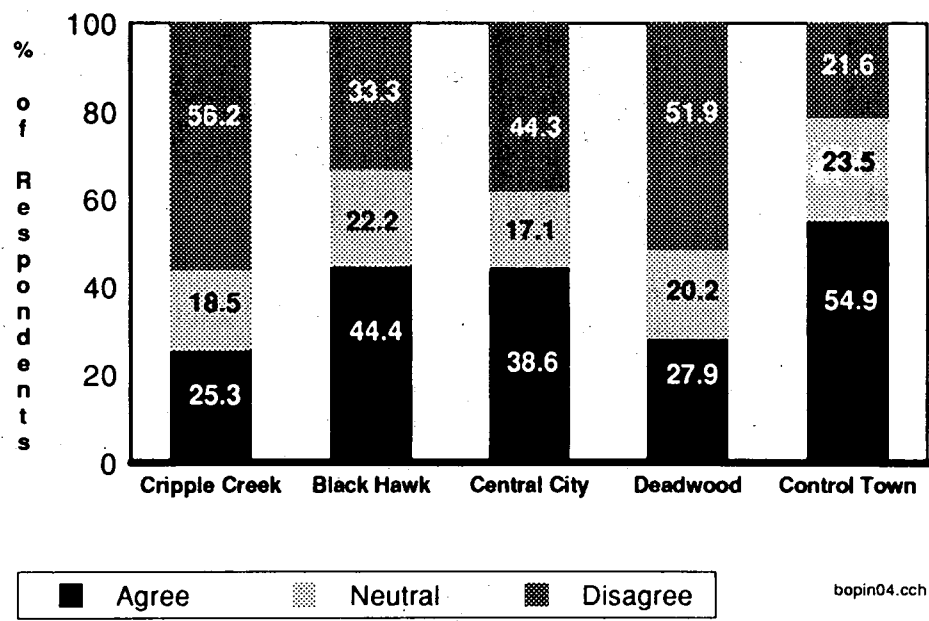


I am an Important Part of My Town



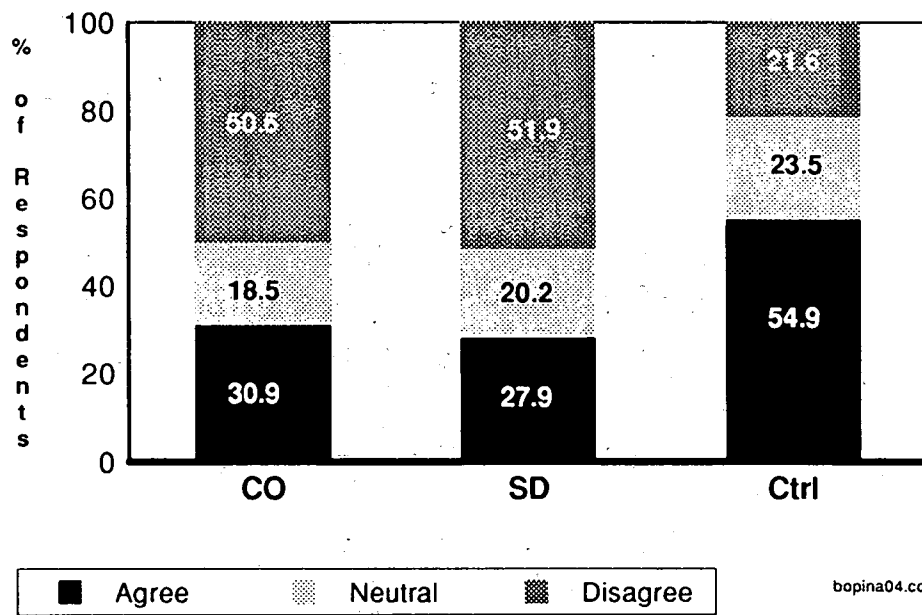
Opinions About Living in a Gambling Community

My Town Seeks My Participation



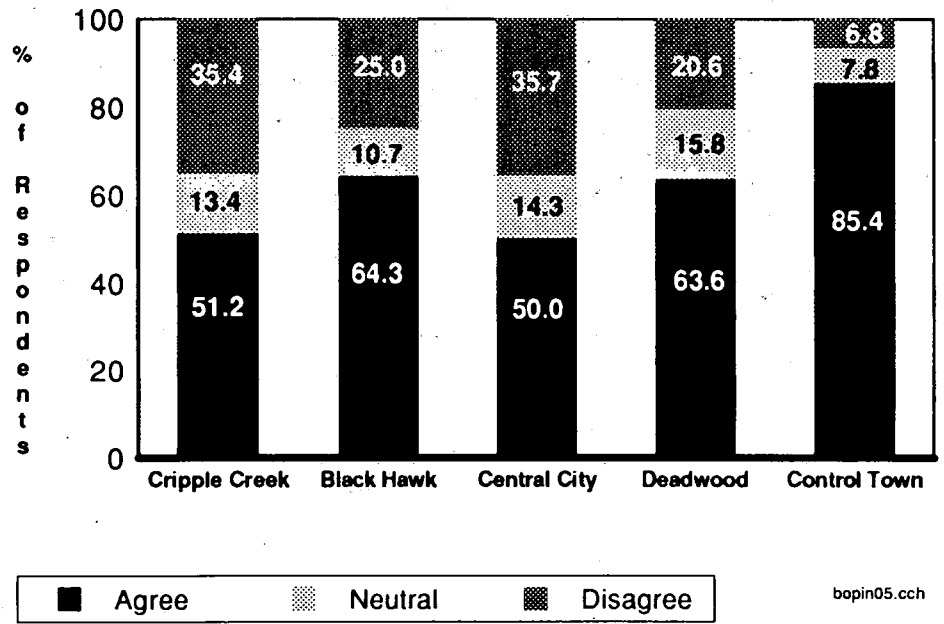
Opinions About Living in a Gambling Community

My Town Seeks My Participation



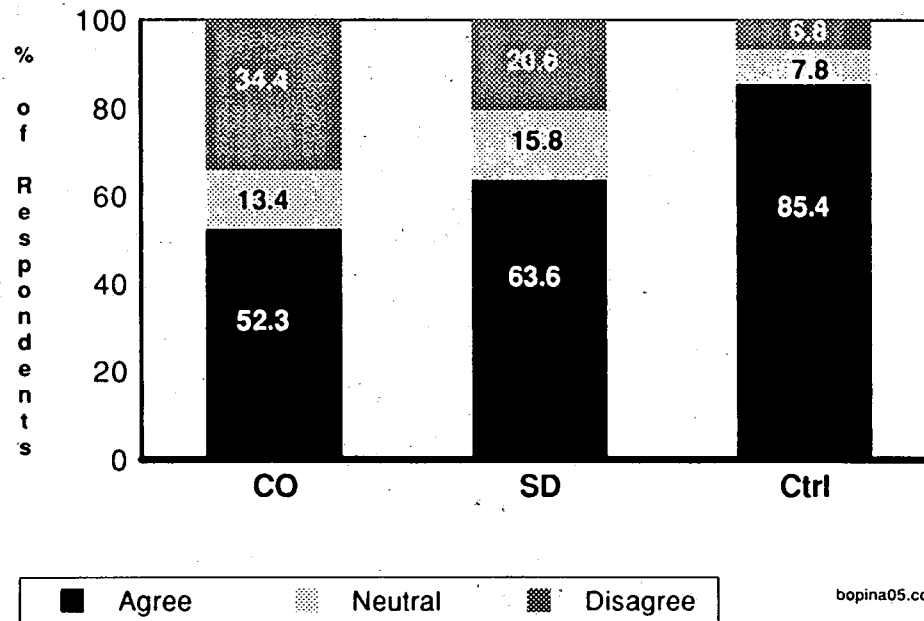
Opinions About Living in a Gambling Community

I Have a Sense of Belonging in My Town




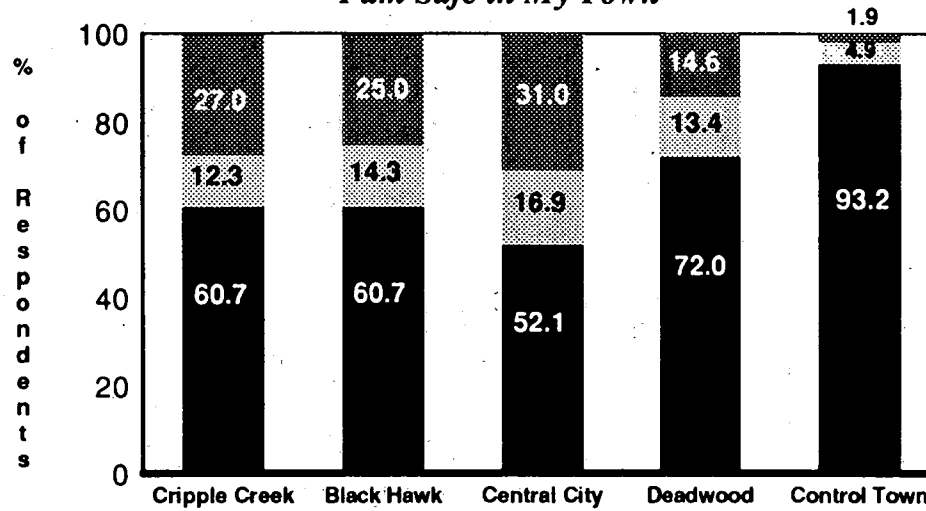
Opinions About Living in a Gambling Community

I Have a Sense of Belonging in My Town



Opinions About Living in a Gambling Community

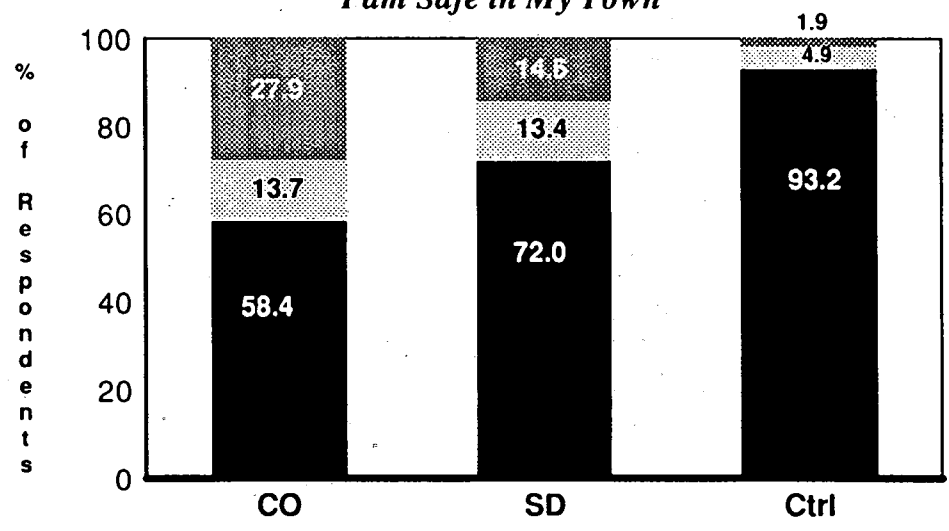
I am Safe in My Town



bopin06.cch

Opinions About Living in a Gambling Community

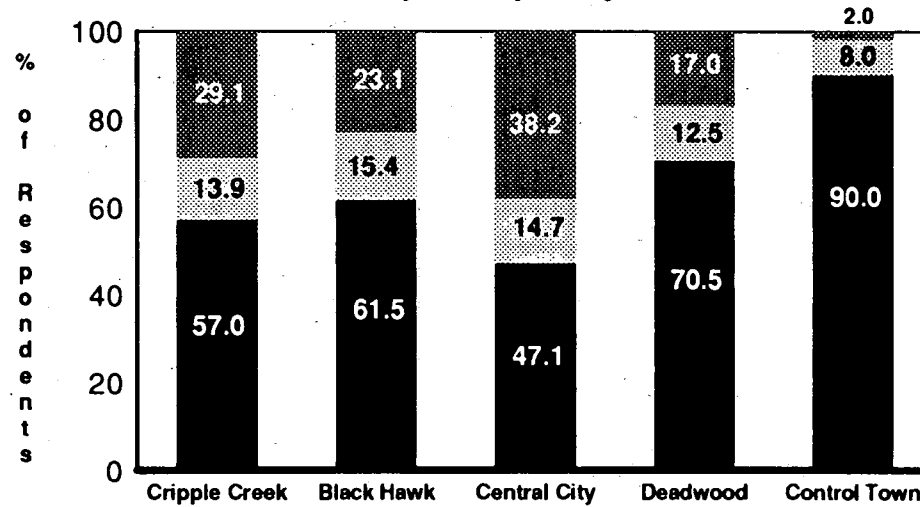
I am Safe in My Town



■ Agree ▨ Neutral ▩ Disagree

Opinions About Living in a Gambling Community

My Family is Safe

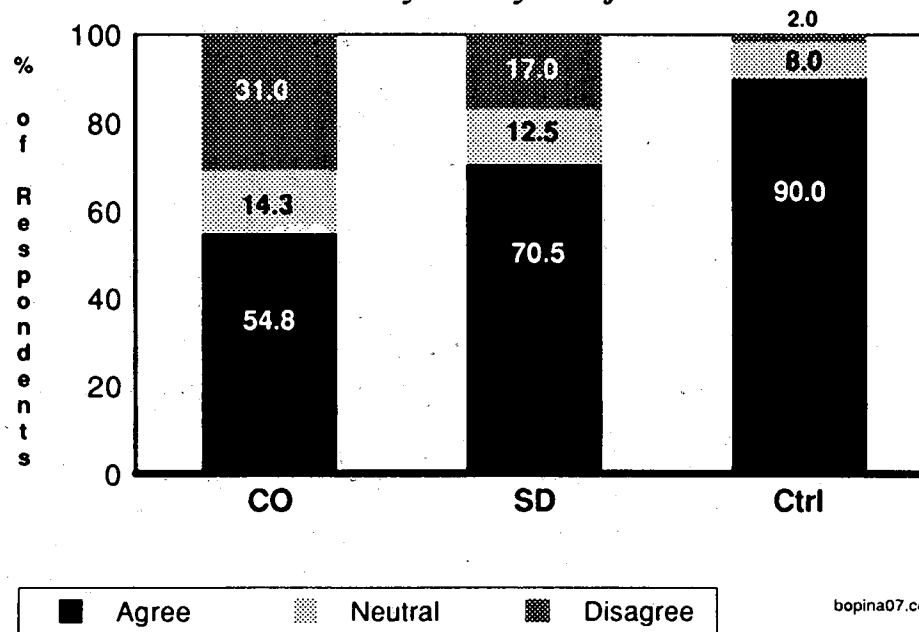


Agree
 Neutral
 Disagree

bopin07.cch

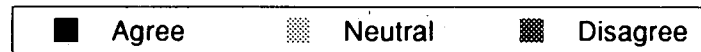
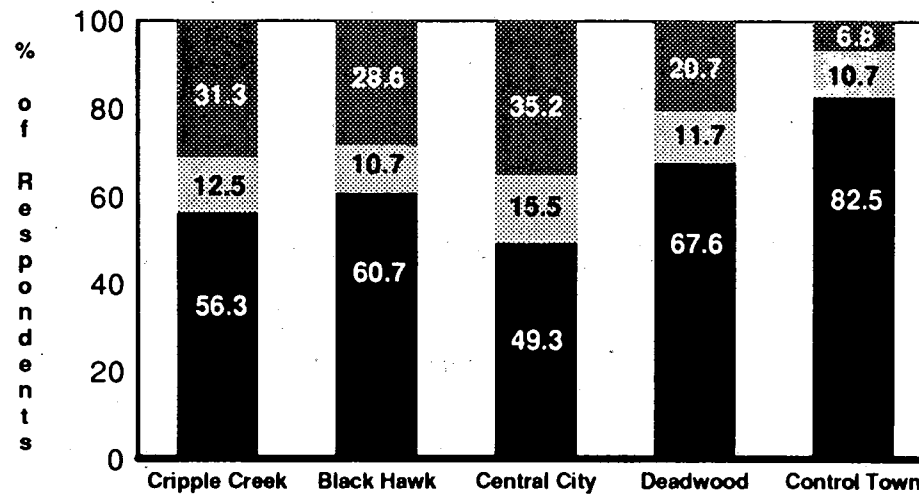
Opinions About Living in a Gambling Community

My Family is Safe



Opinions About Living in a Gambling Community

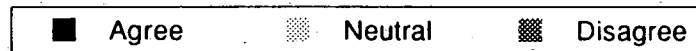
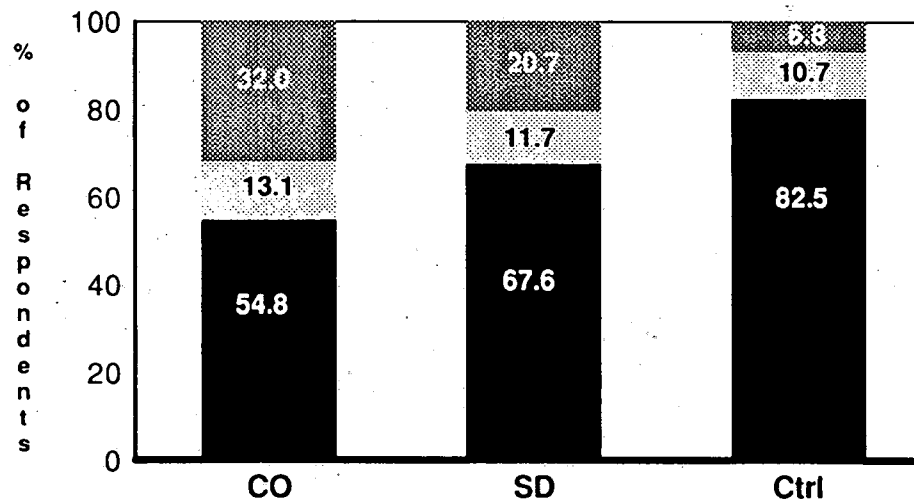
My Home and Possessions are Secure



bopin08.cch

Opinions About Living in a Gambling Community

My Home and Possessions are Secure

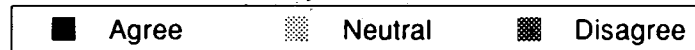
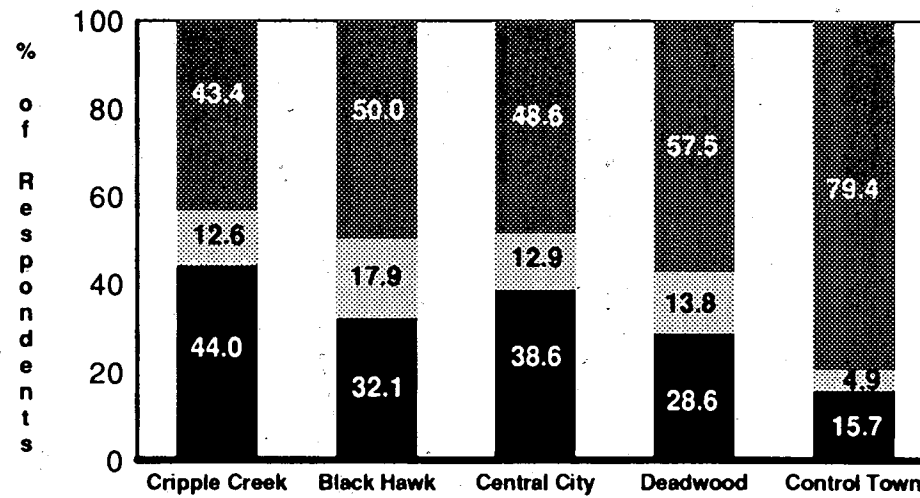


bopina08.cch

Opinions About Living in a Gambling Community



Desire to Move Away

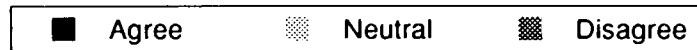
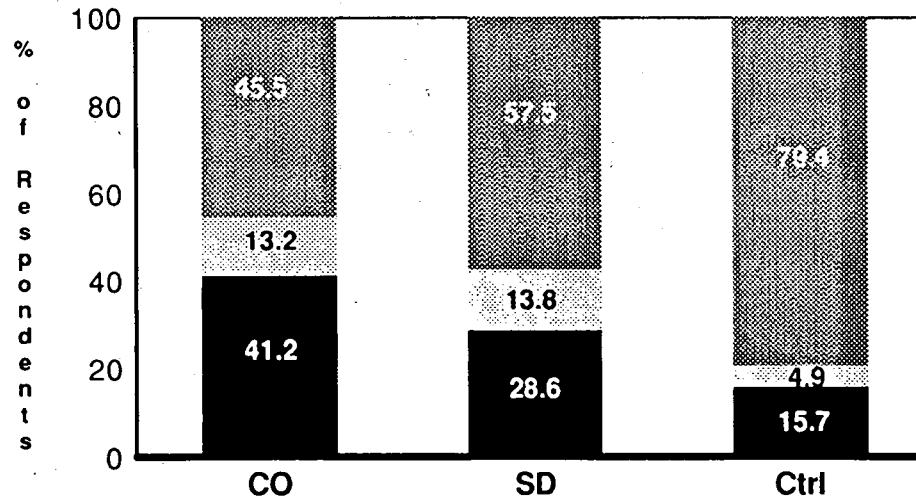


bopin09.cch

Opinions About Living in a Gambling Community



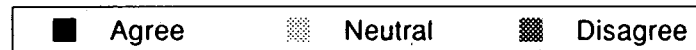
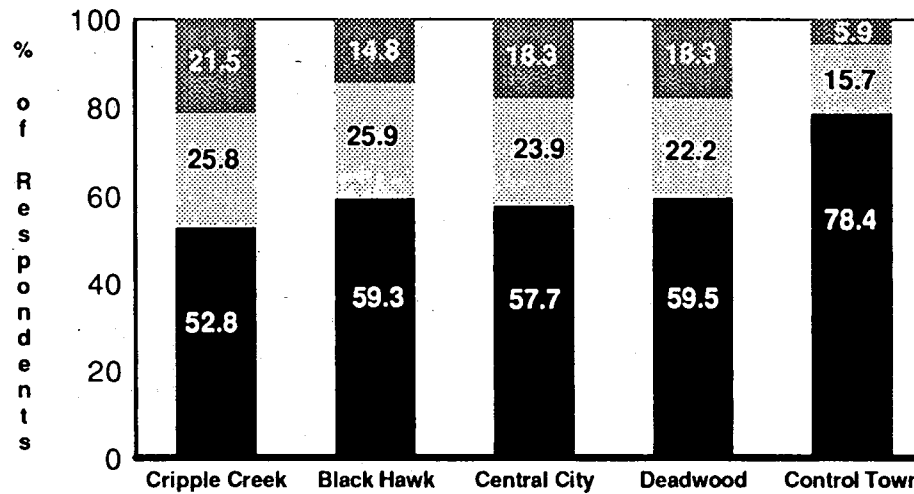
Desire to Move Away



Opinions About Living in a Gambling Community



I am Committed to Improving My Town

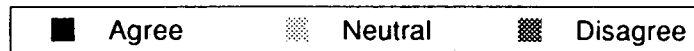
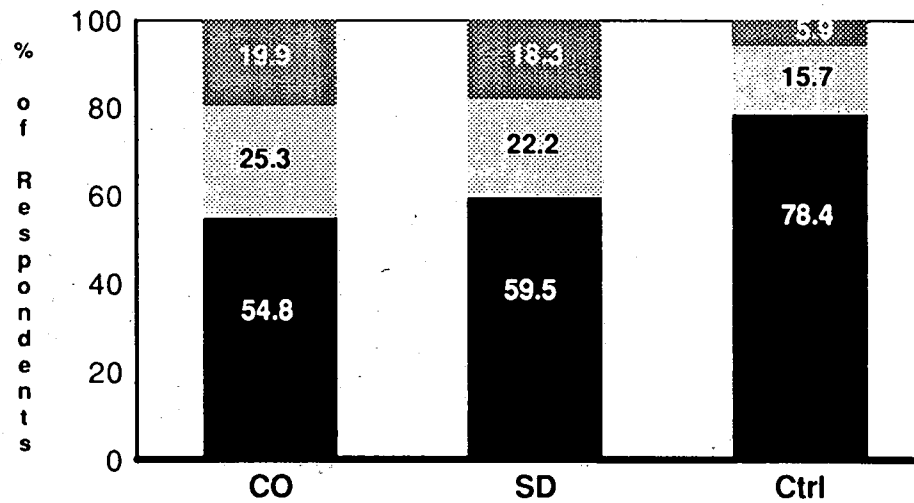


bopin10.cch

Opinions About Living in a Gambling Community



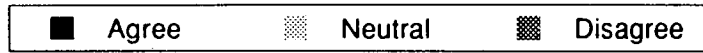
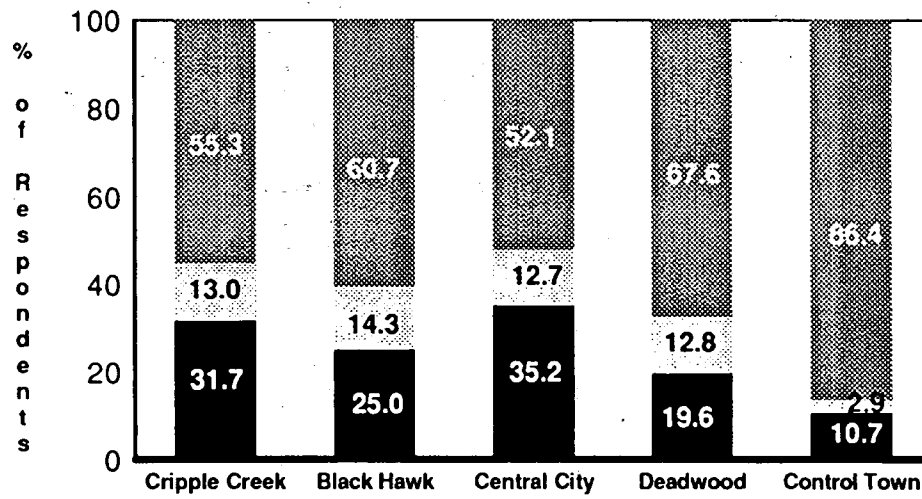
I am Committed to Improving My Town



bopina10.cch

Opinions About Living in a Gambling Community

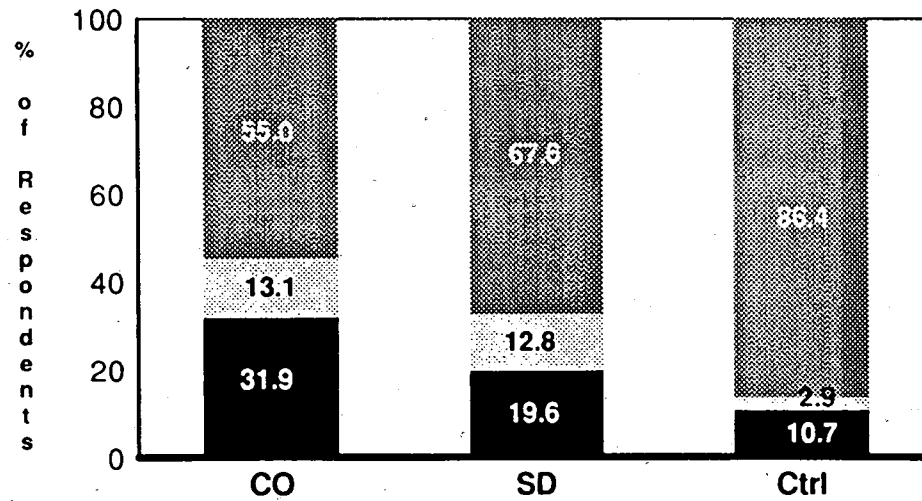
Little Favorable Can Be Said About My Town



bopin12.cch

Opinions About Living in a Gambling Community

Little Favorable Can Be Said About My Town

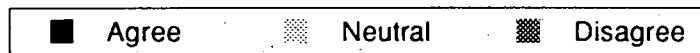
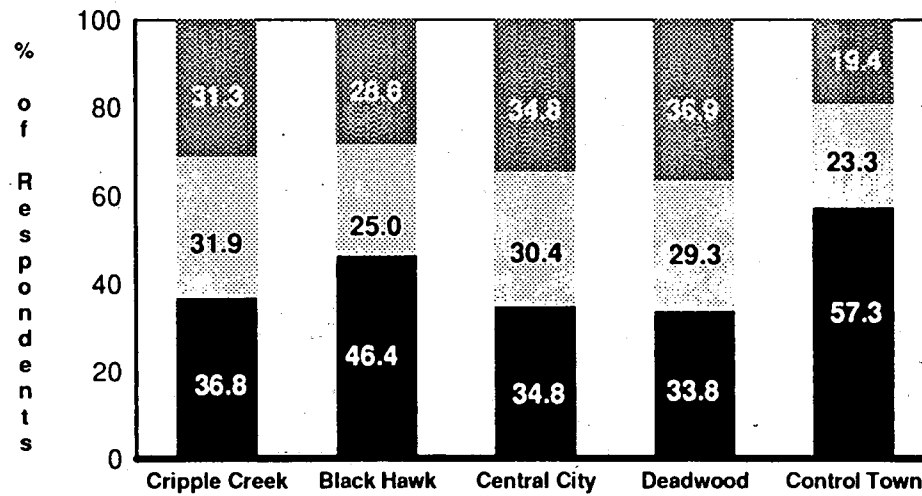


■ Agree ▨ Neutral ▩ Disagree

Opinions About Living in a Gambling Community



I am Active in Community Affairs

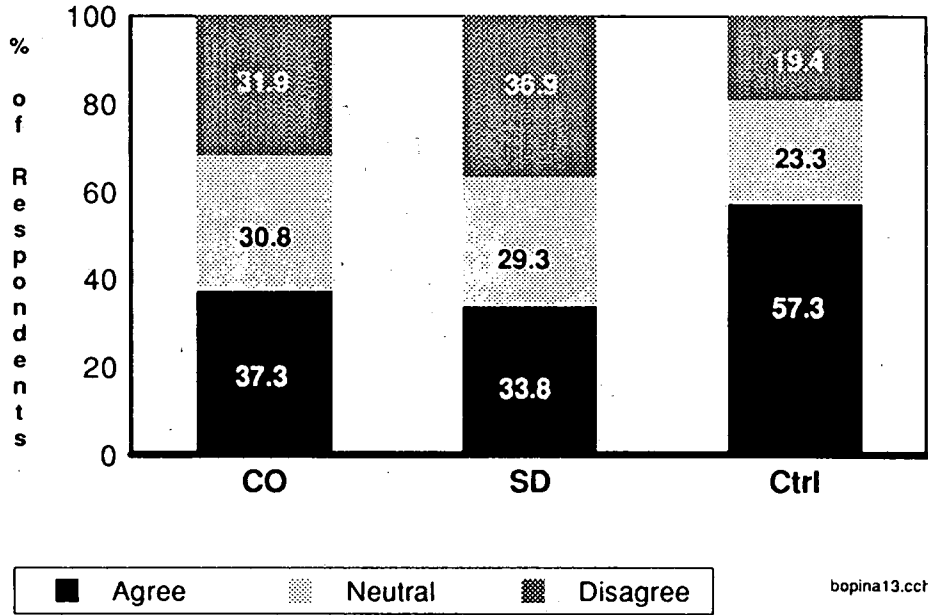


bopin13.cch

Opinions About Living in a Gambling Community

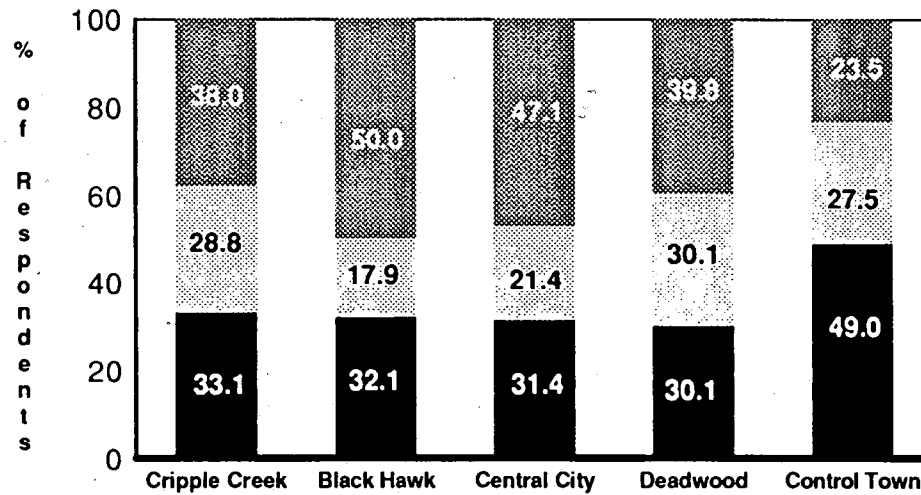


I am Active in Community Affairs



Opinions About Living in a Gambling Community

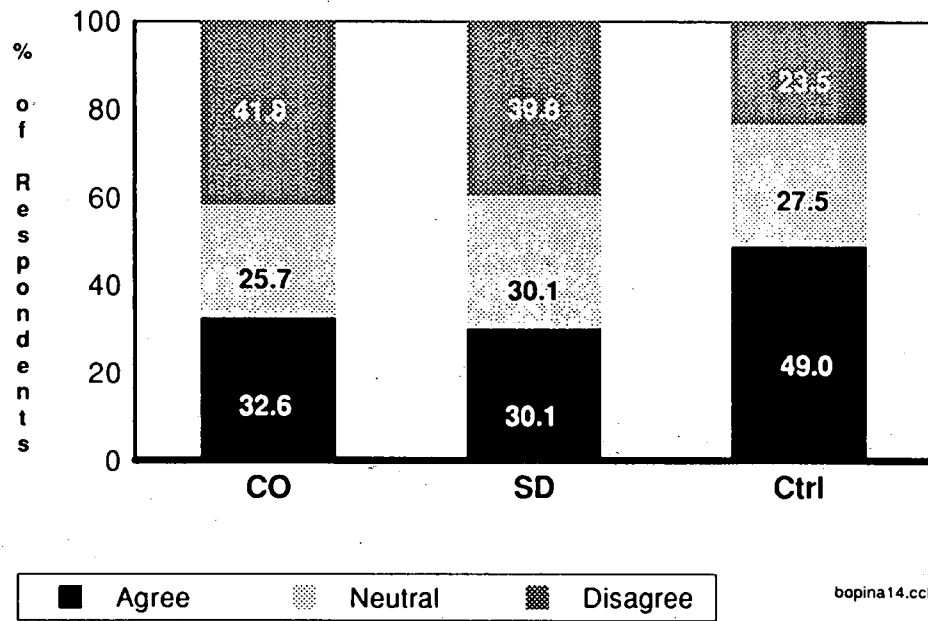
I Contribute to Local Charities



bopin14.cch

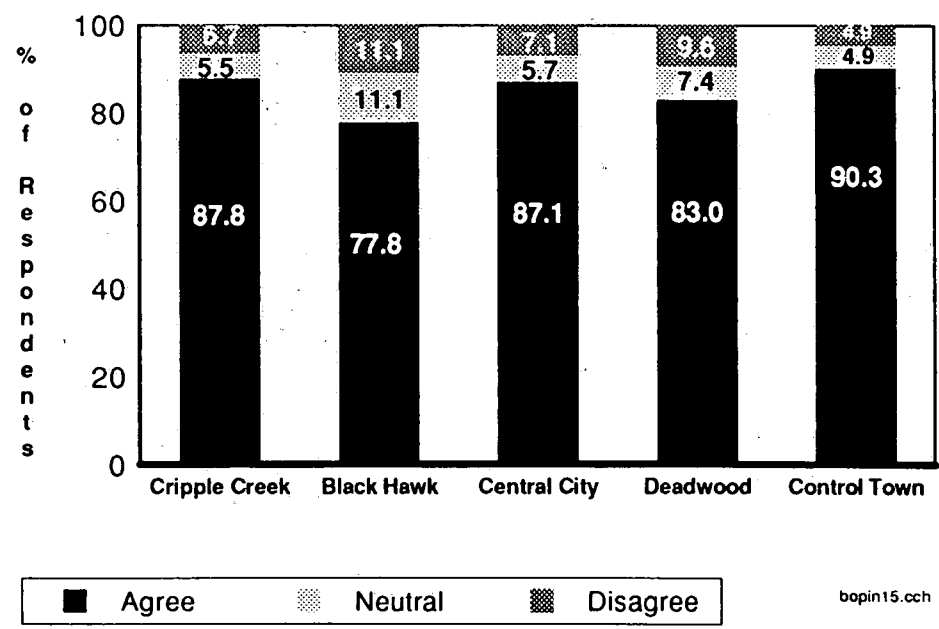
Opinions About Living in a Gambling Community

I Contribute to Local Charities



Opinions About Living in a Gambling Community

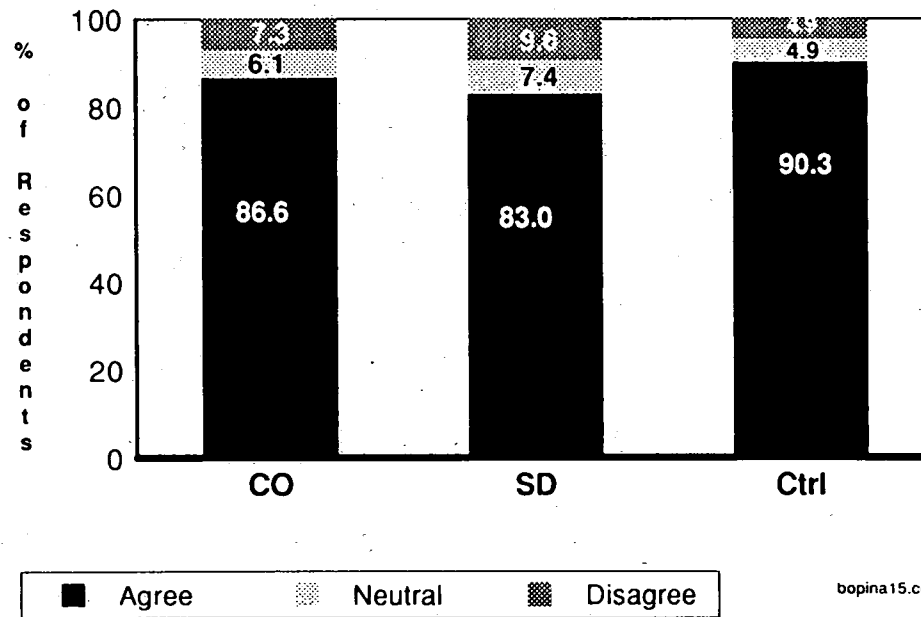
Preserving Town History is Important



bopin15.cch

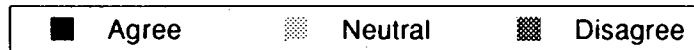
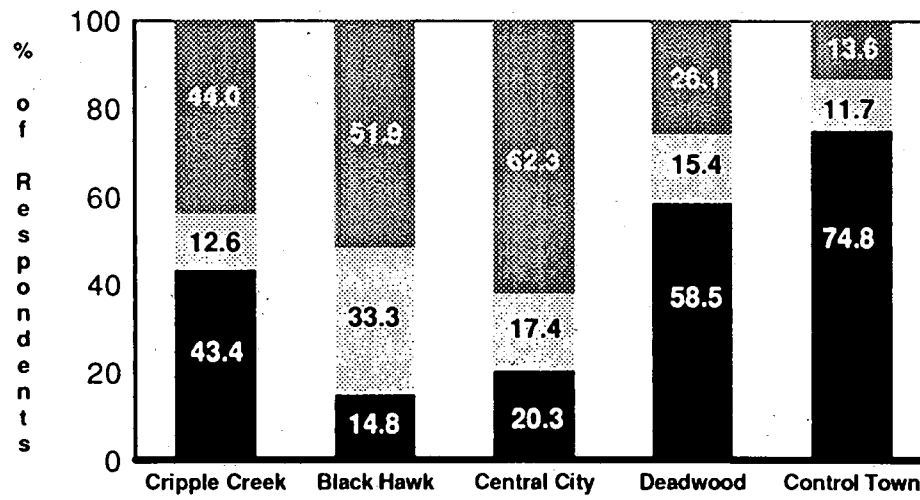
Opinions About Living in a Gambling Community

Preserving Town History is Important



Opinions About Living in a Gambling Community

I Try to Make Purchases Locally

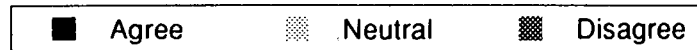
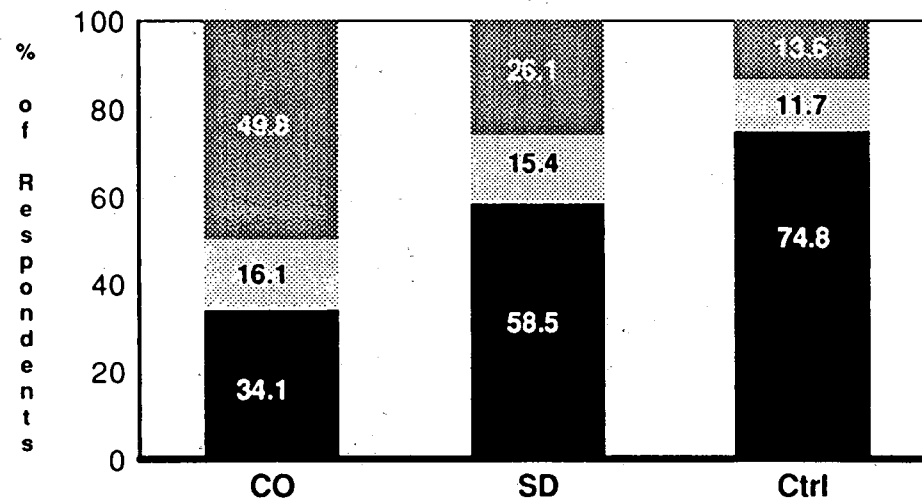


bopin16.cch

Opinions About Living in a Gambling Community



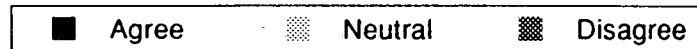
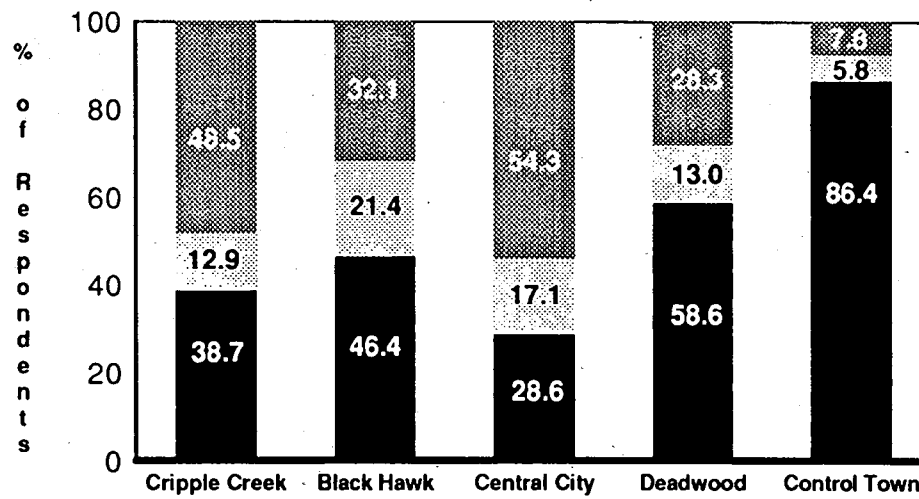
I Try to Make Purchases Locally



bopina16.cch

Opinions About Living in a Gambling Community

I am Satisfied with My Town as a Place to Live

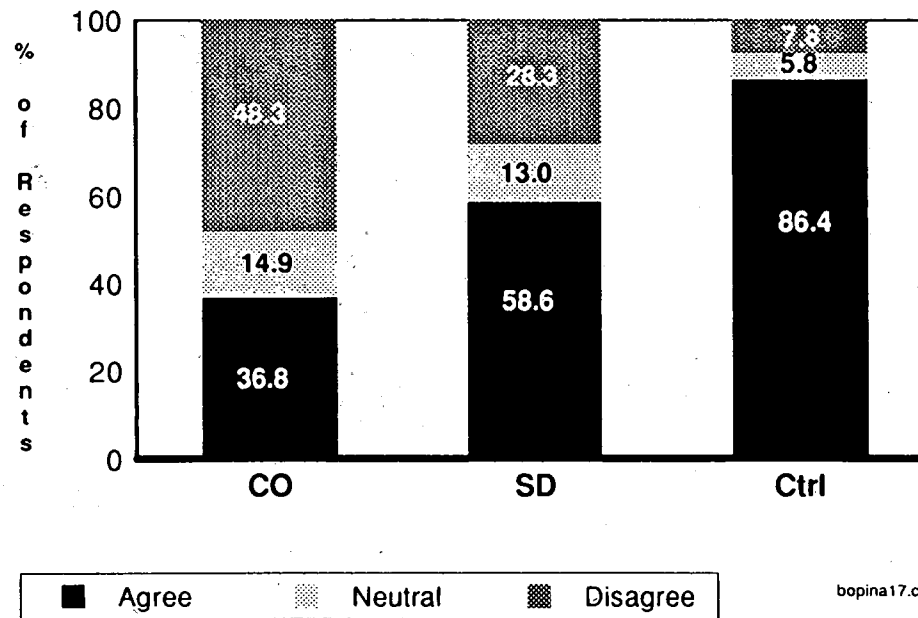


bopin17.cch

Opinions About Living in a Gambling Community



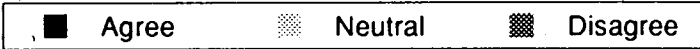
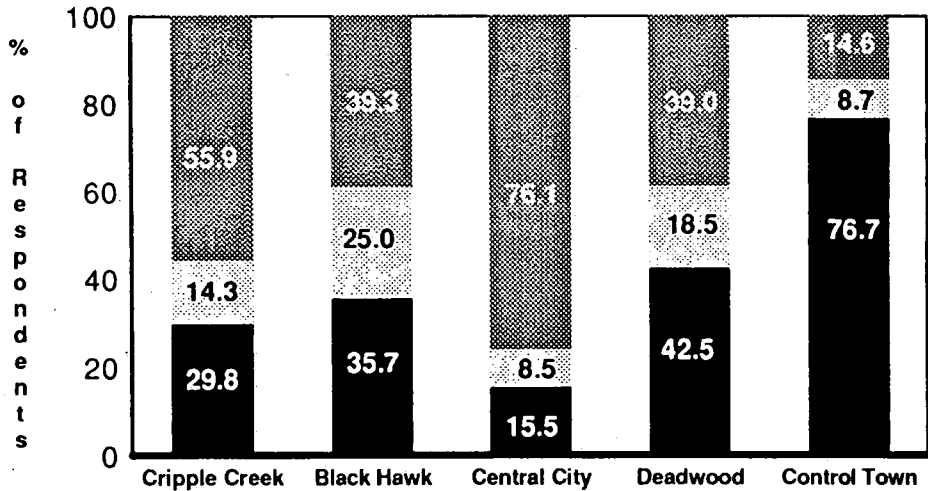
I am Satisfied with My Town as a Place to Live



Opinions About Living in a Gambling Community

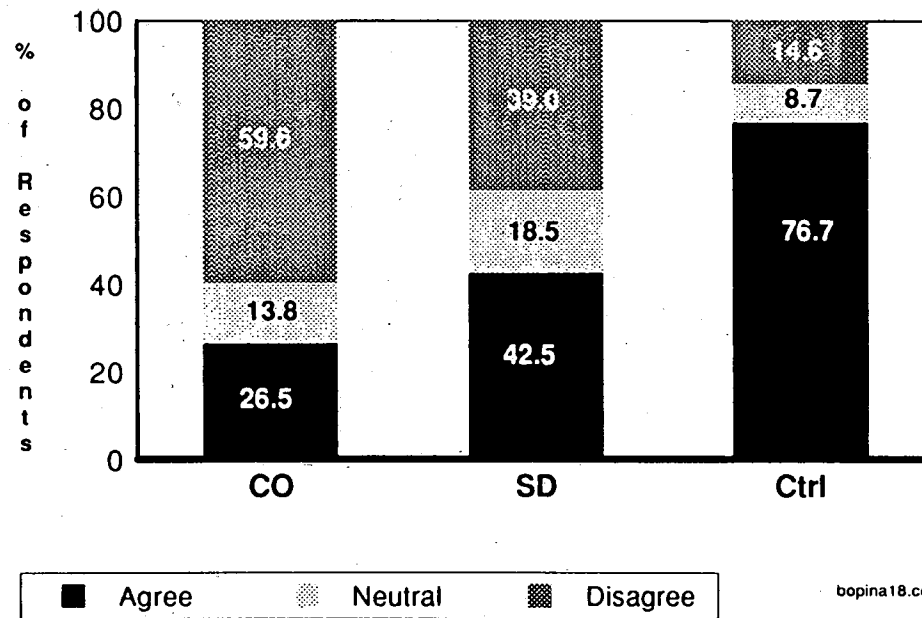


My Town is an Ideal Place to Live



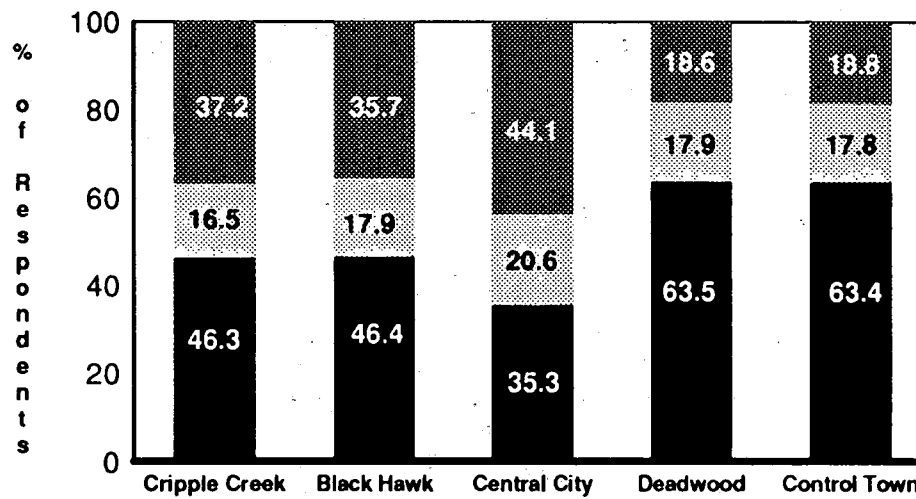
Opinions About Living in a Gambling Community

My Town is an Ideal Place to Live



Opinions About Living in A Gambling Community

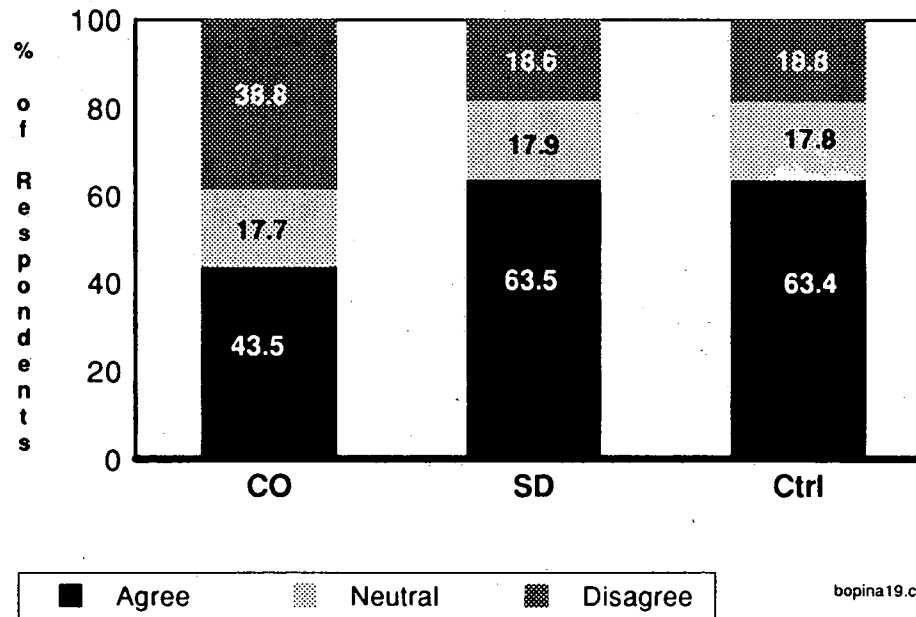
I am Optimistic About the Future of My Town



Agree
 Neutral
 Disagree

Opinions About Living in A Gambling Community

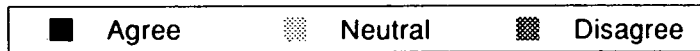
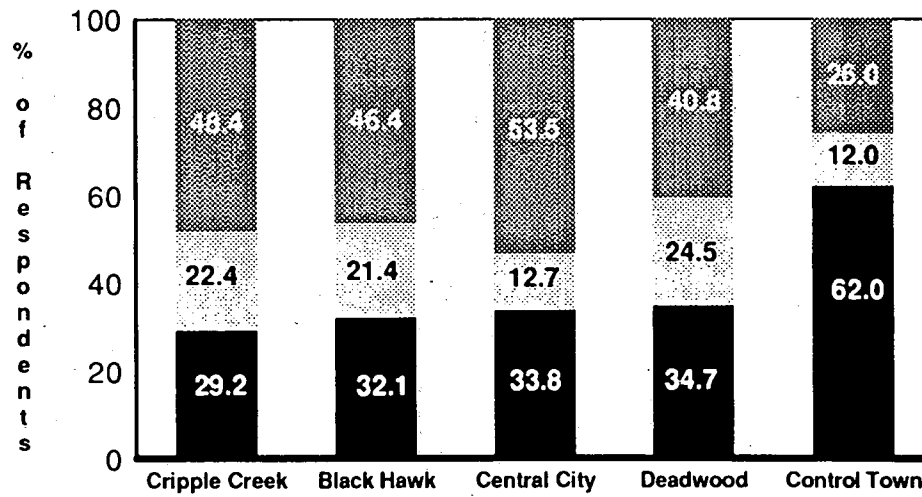
I am Optimistic About the Future of My Town



Opinions About Living in a Gambling Community

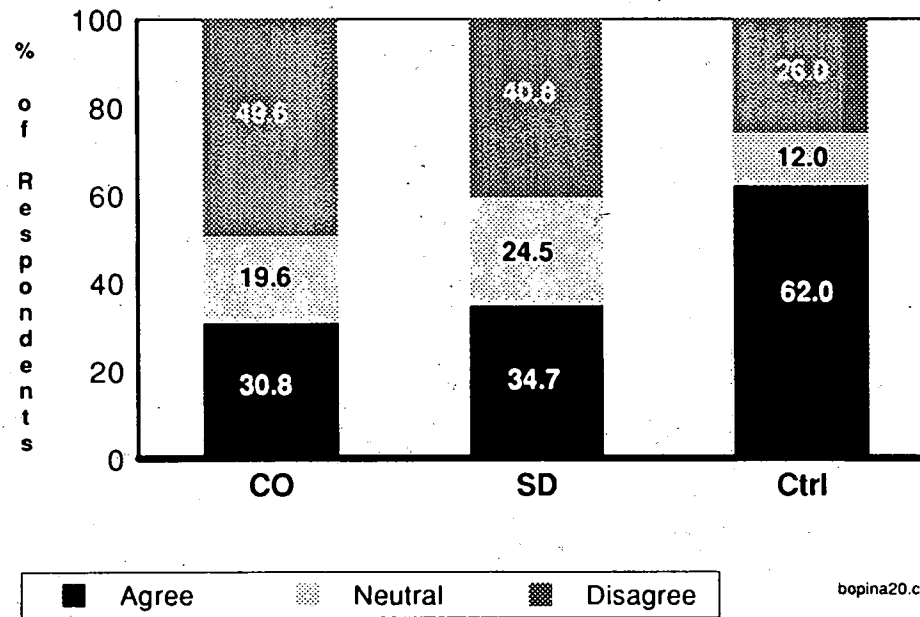


My Town Has Good Leaders



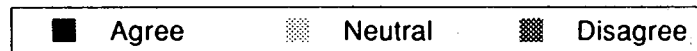
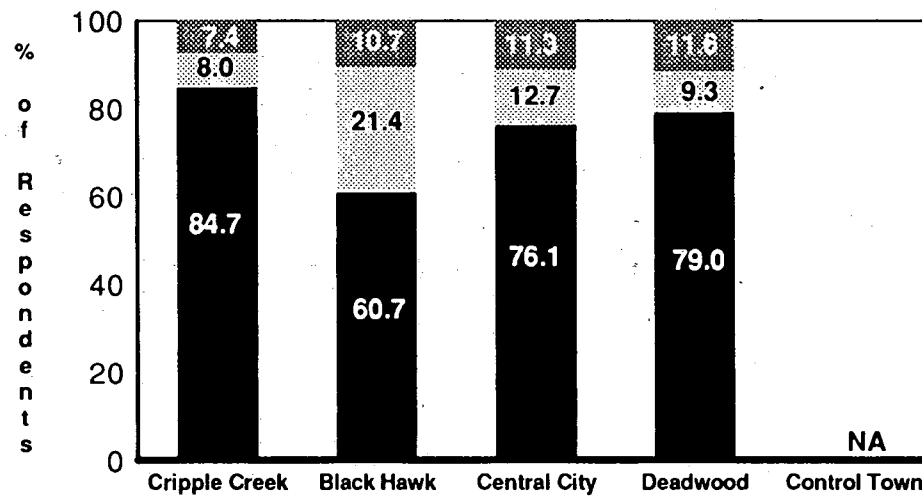
Opinions About Living in a Gambling Community

My Town Has Good Leaders



Opinions About Living in a Gambling Community

The Historic Designation of My Town is Important


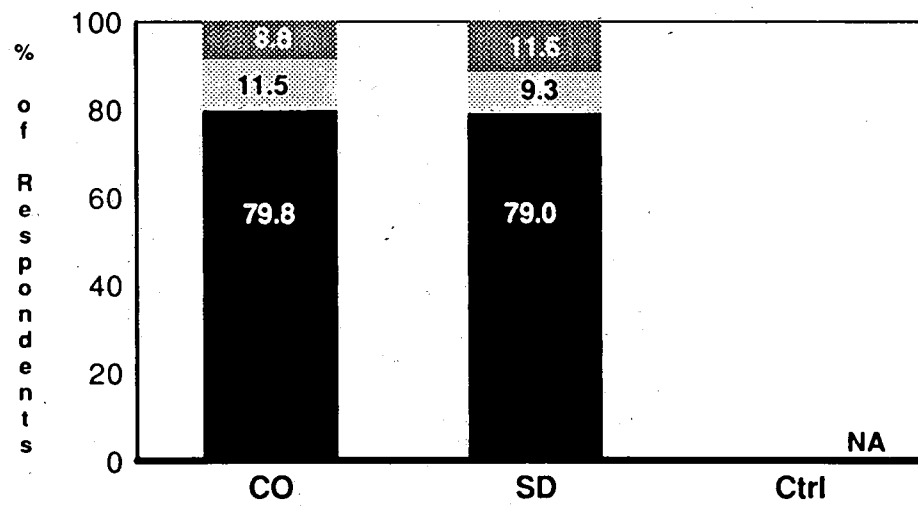


bopin21.cch

Opinions About Living in a Gambling Community




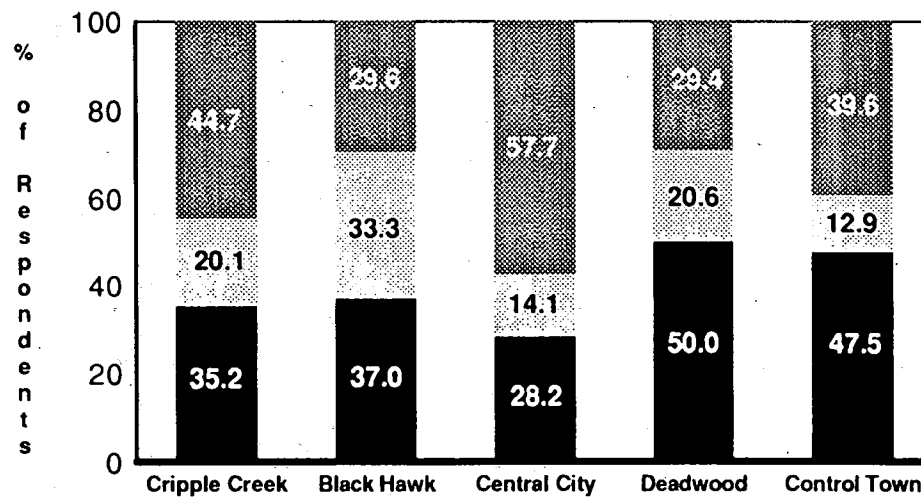
The Historic Designation of My Town is Important



bopina21.cch

Opinions About Living in a Gambling Community

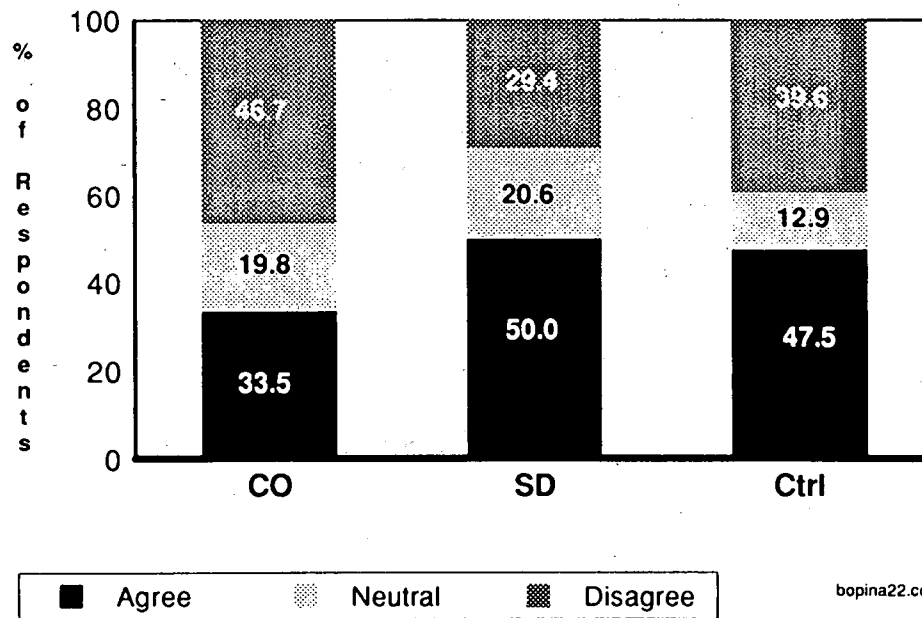
Residents Work Together for the Town



bopin22.cch

Opinions About Living in a Gambling Community


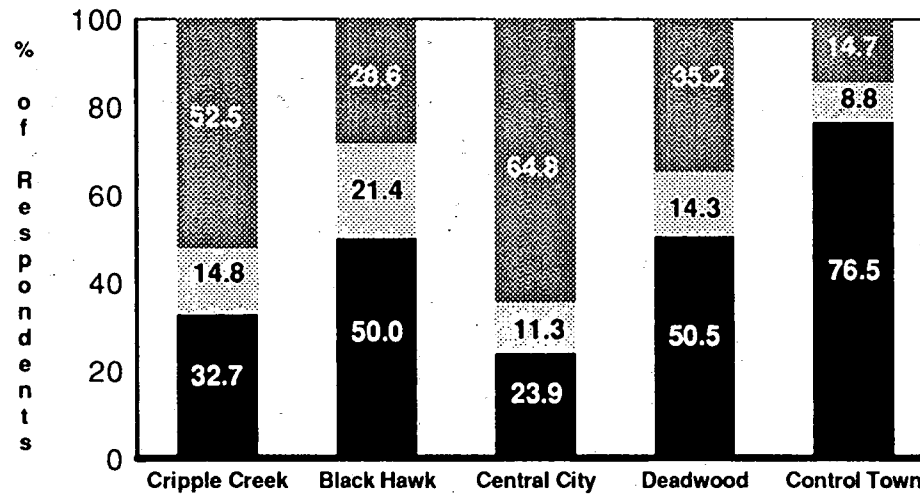
Residents Work Together for the Town



Opinions About Living in a Gambling Community



I am Satisfied with the Quality of Life in My Town

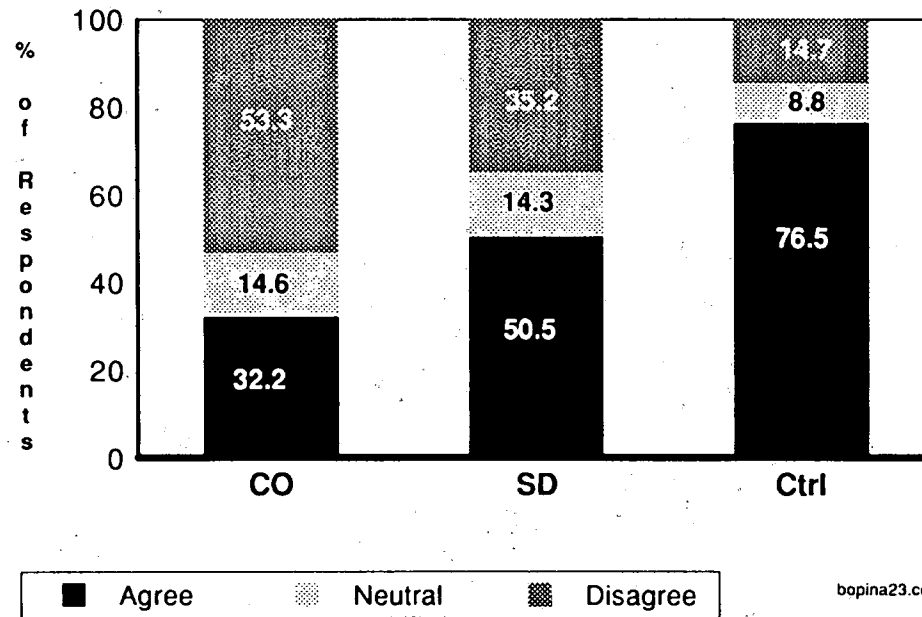


bopin23.cch

Opinions About Living in a Gambling Community



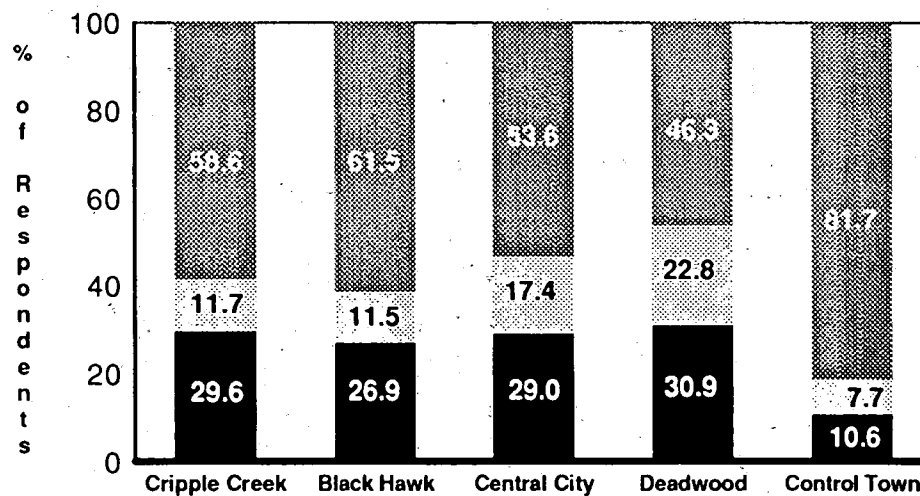
I am Satisfied with the Quality of Life in My Town



Resident Feelings About Gambling



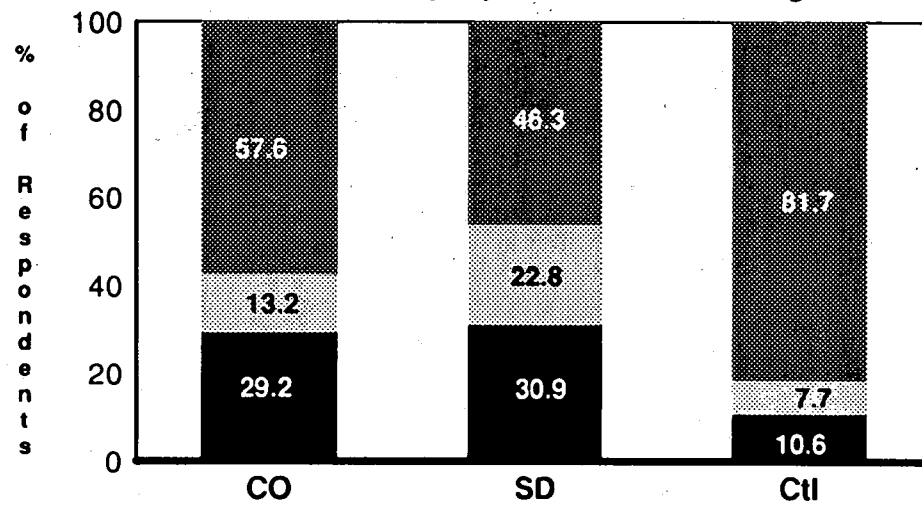
I Don't Care if My Town Has Gambling



■ Agree ▨ Neutral ▩ Disagree

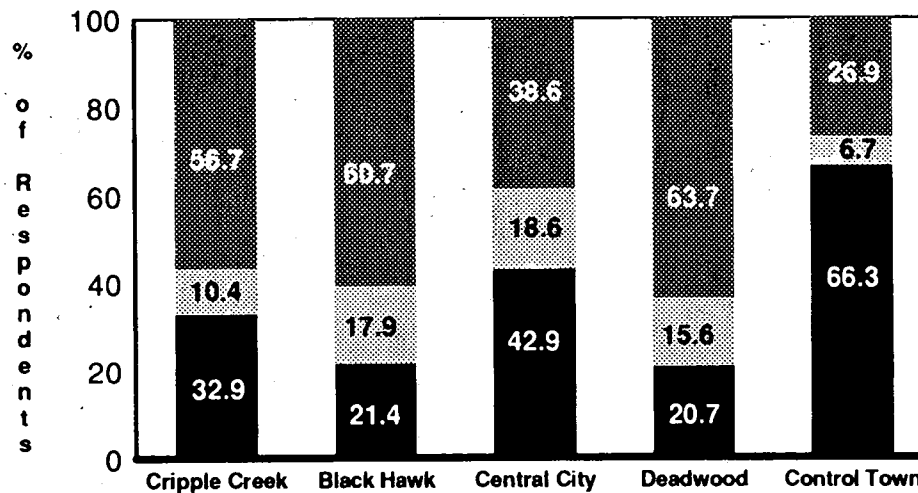
Resident Feelings About Gambling

I Don't Care if My Town Has Gambling



Agree
 Neutral
 Disagree

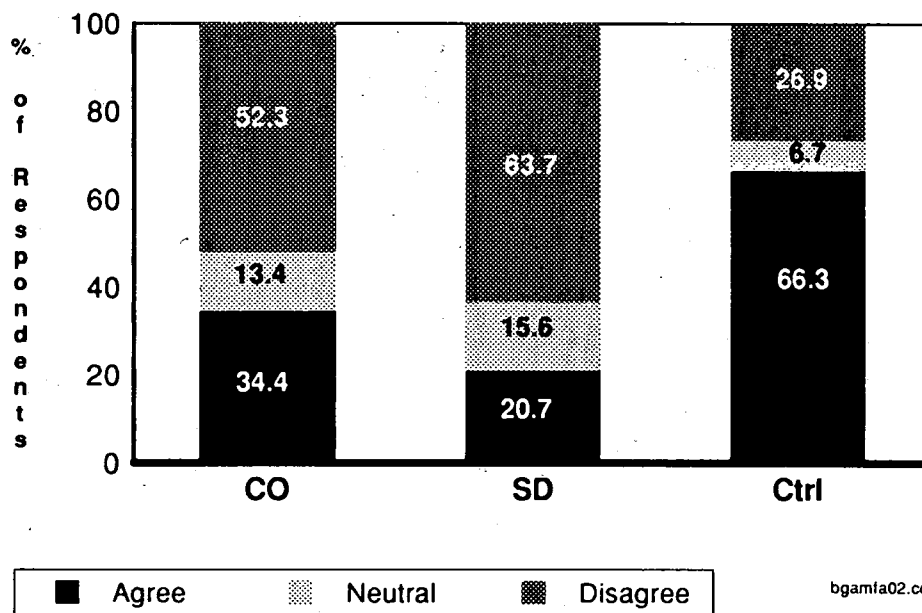
Resident Feelings About Gambling
It is Hard to Accept Gambling in My Town



Agree
 Neutral
 Disagree

Resident Feelings About Gambling

It is Hard to Accept Gambling in My Town

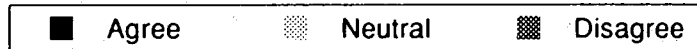
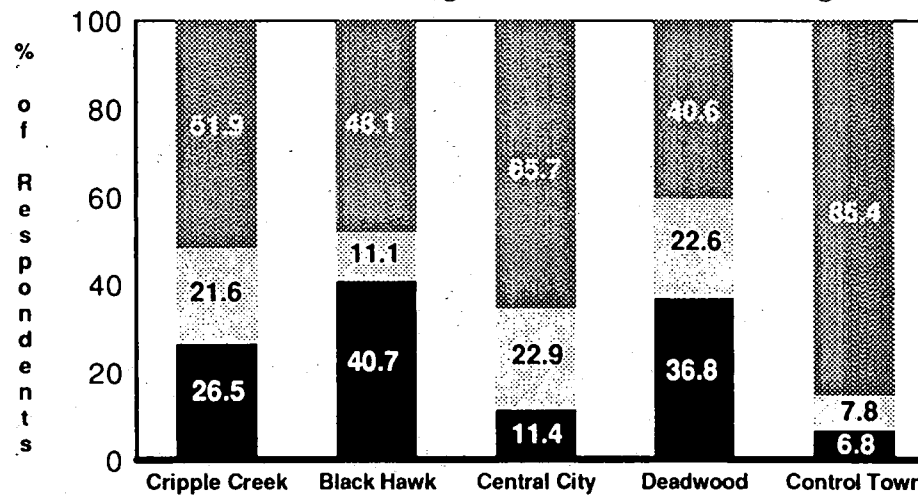


bgamia02.cch

Resident Feelings About Gambling



I Boast About Living in a Town with Gambling

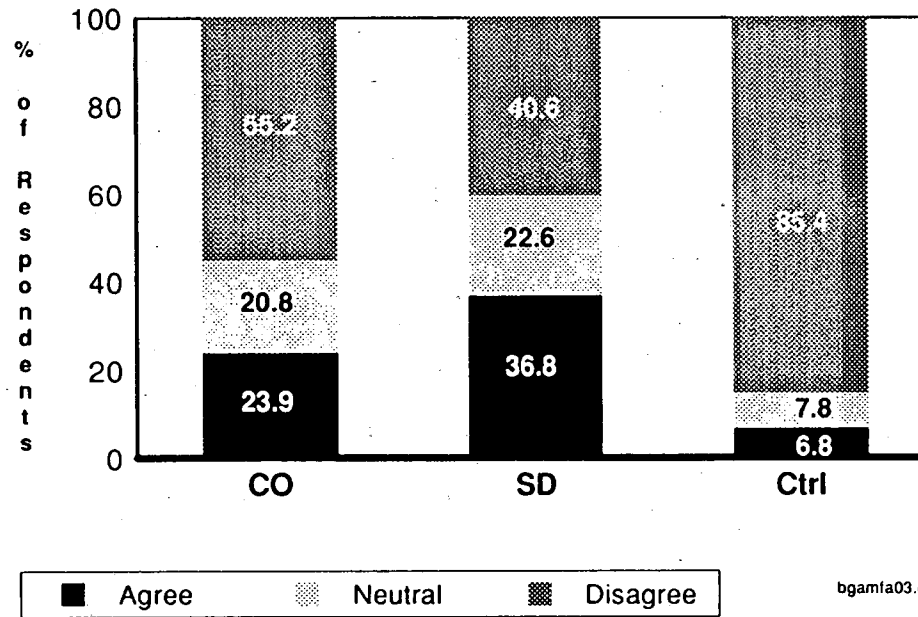


bgamf103.cch

Resident Feelings About Gambling

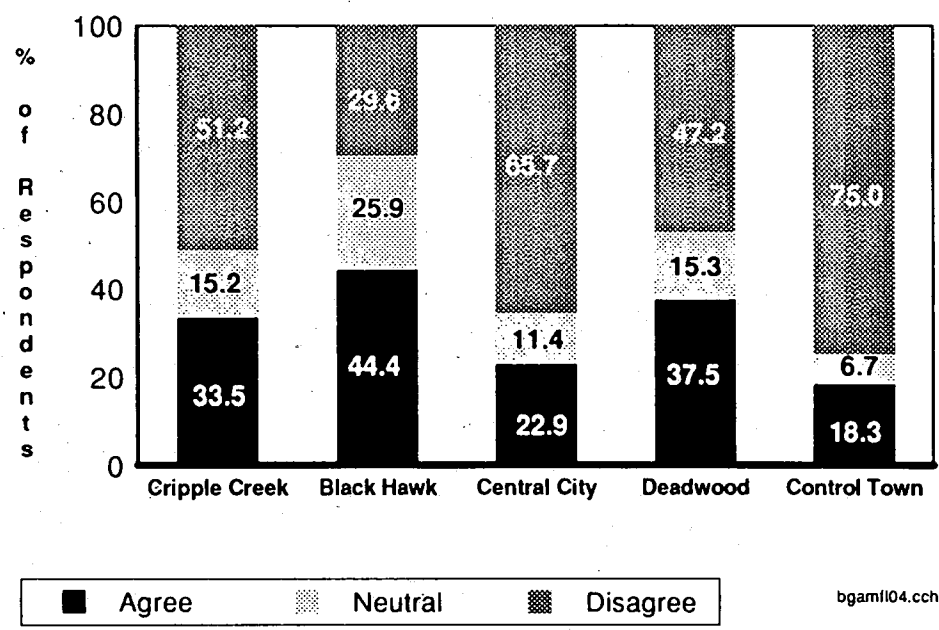


I Boast About Living in a Town with Gambling



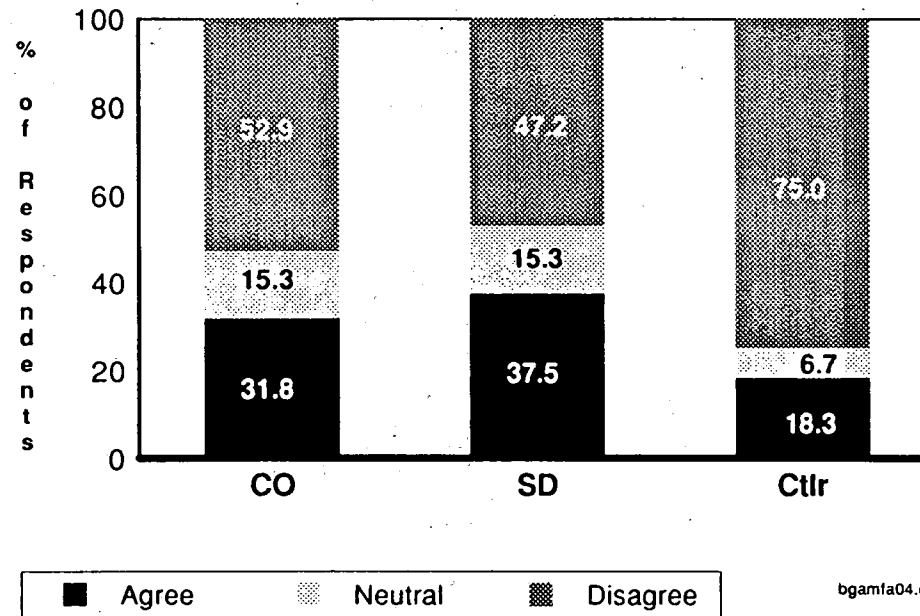
Resident Feelings About Gambling

I Receive Social Benefits from Gambling



bgam104.cch

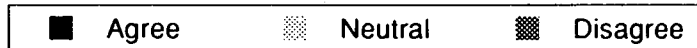
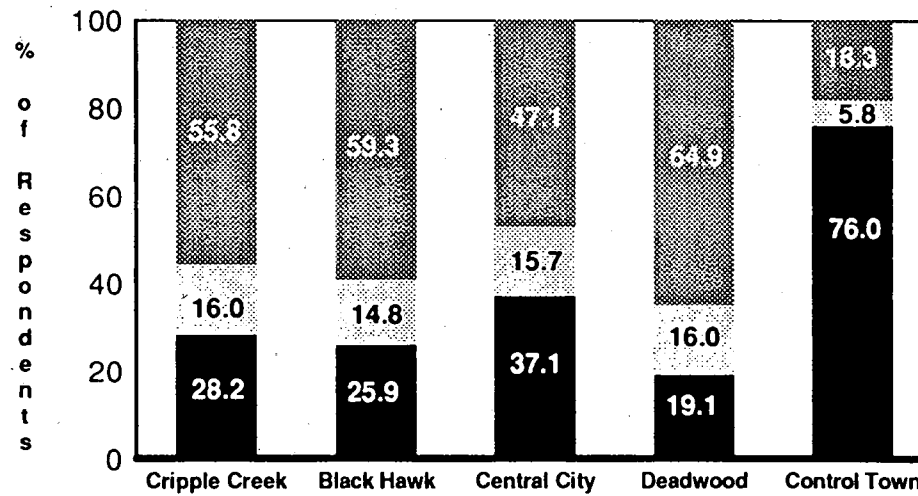
Resident Feelings About Gambling *I Receive Social Benefits from Gambling*



Resident Feelings About Gambling



Gambling is Not Appropriate for My Town

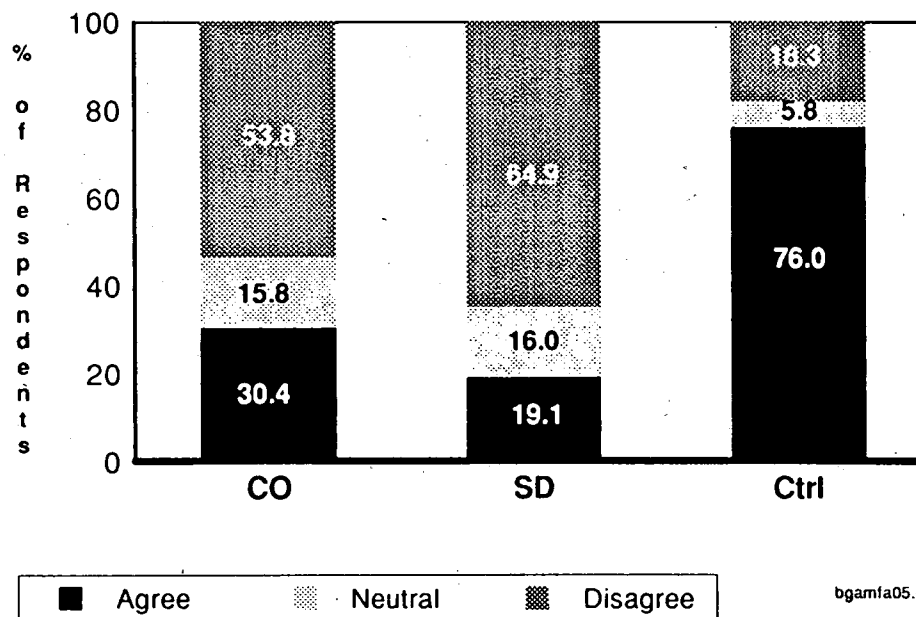


bgamf105.cch

Resident Feelings About Gambling

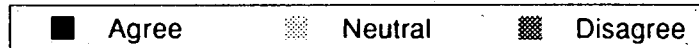
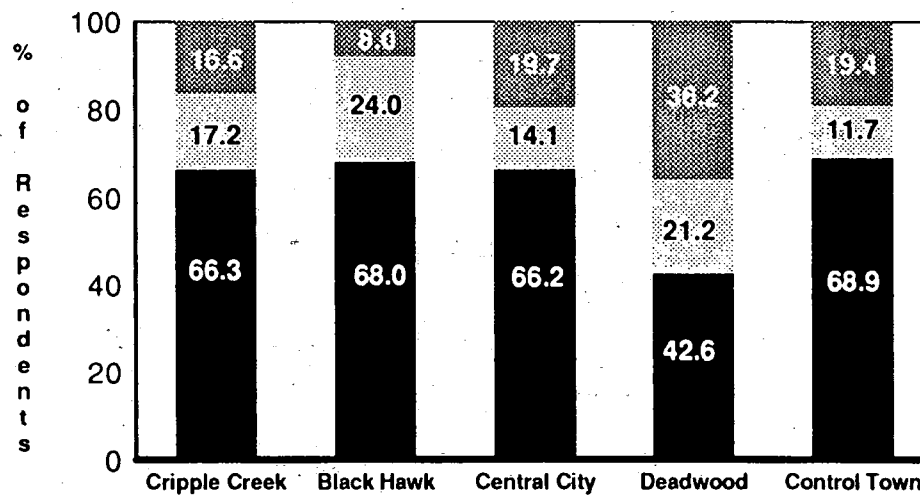


Gambling is Not Appropriate for My Town



Resident Feelings About Gambling

Profits from Gambling in My Town Go To Outsiders


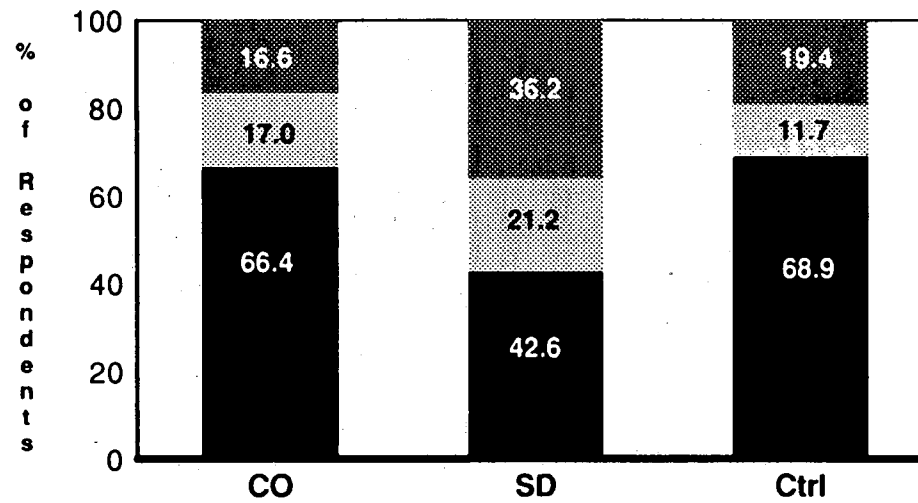


bgam106.cch

Resident Feelings About Gambling



Profits from Gambling in My Town Go To Outsiders

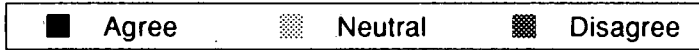
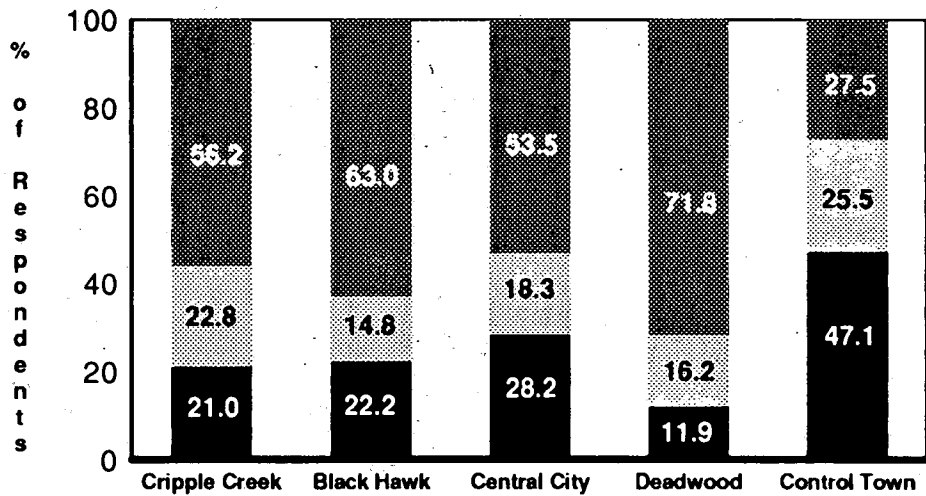


bgamfa06.cch

Resident Feelings About Gambling



I am Embarrassed to Live in a Gambling Town

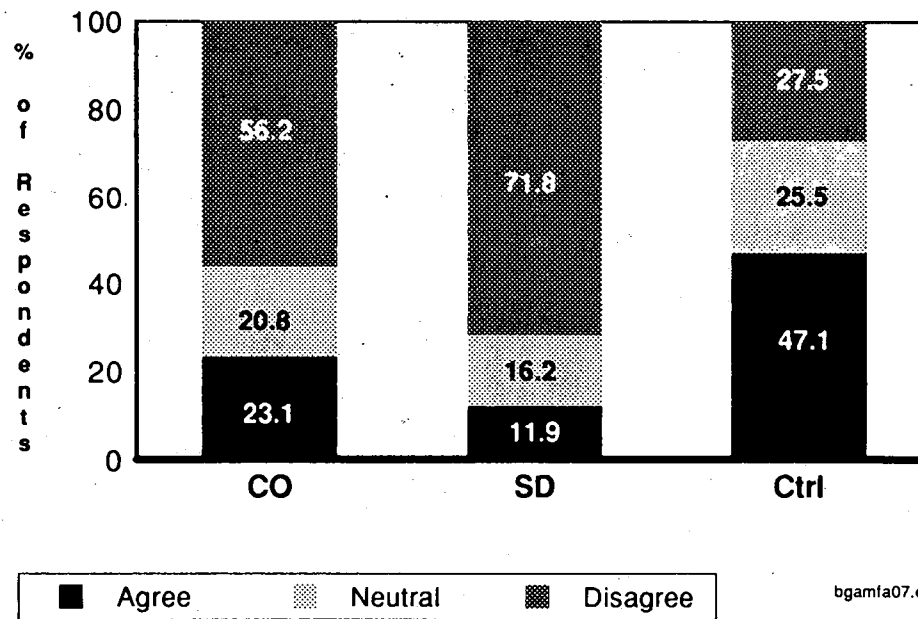


bgamf107.cch

Resident Feelings About Gambling



I am Embarrassed to Live in a Gambling Town

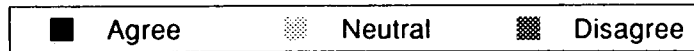
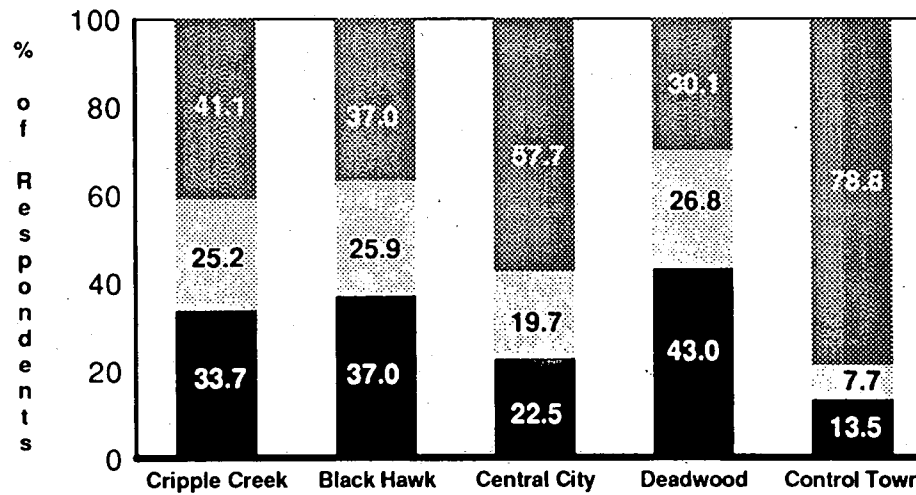


bgamia07.cch

Resident Feelings About Gambling



Having Gambling in My Town Is a Pleasure

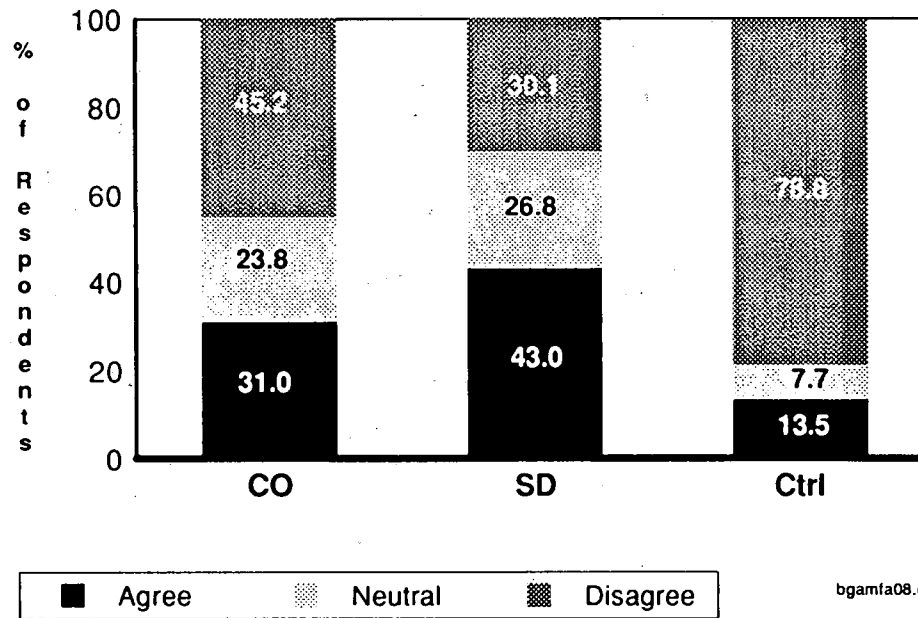


bgamf108.cch

Resident Feelings About Gambling

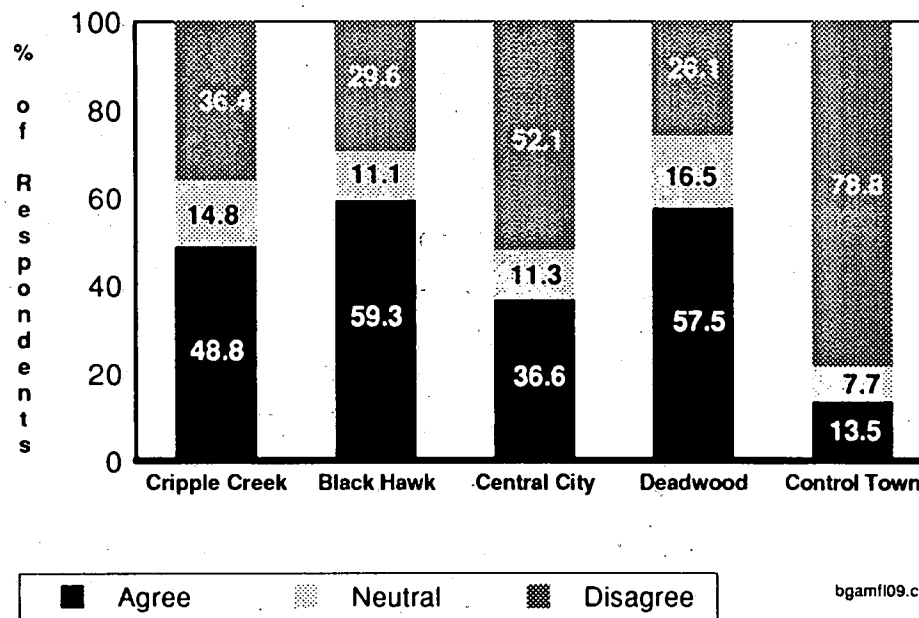


Having Gambling in My Town Is a Pleasure



Resident Feelings About Gambling

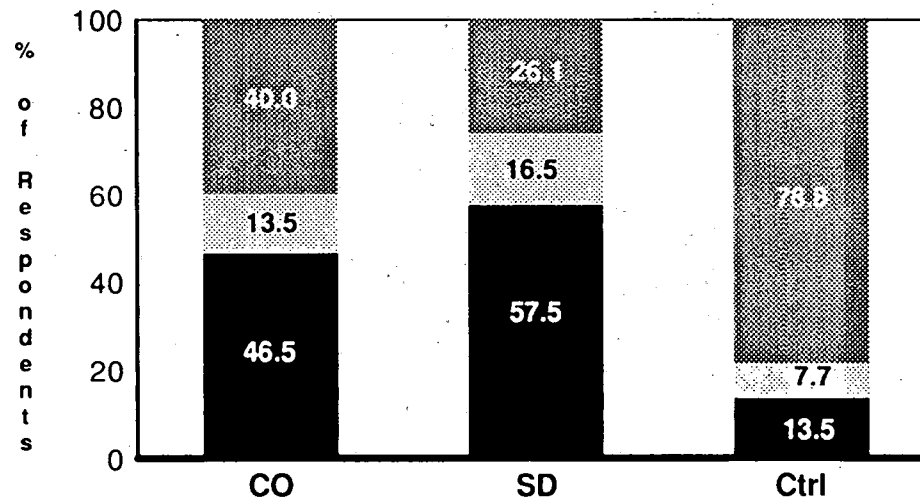
Developing Gambling Was the Right Choice



Resident Feelings About Gambling

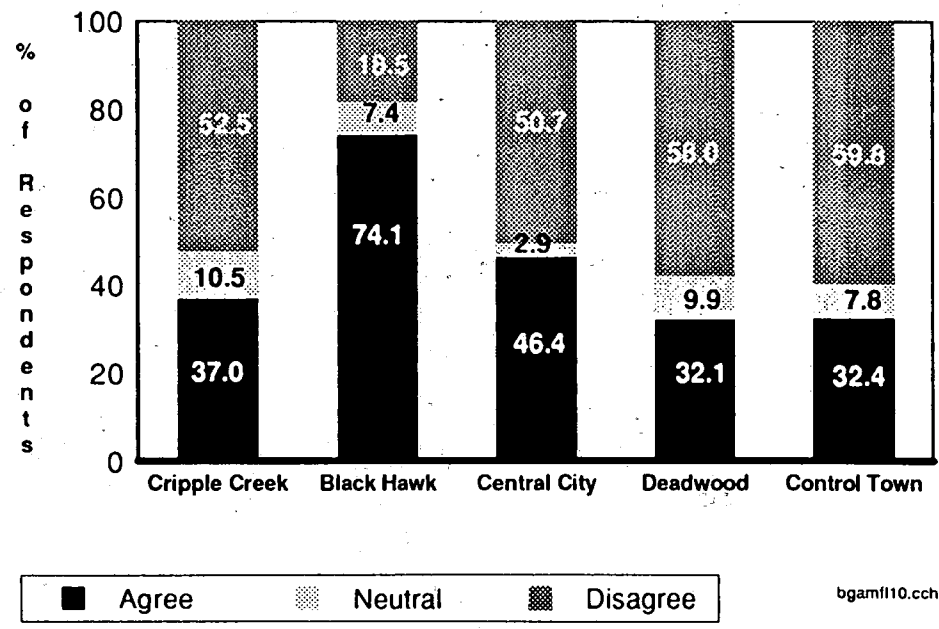


Developing Gambling Was the Right Choice



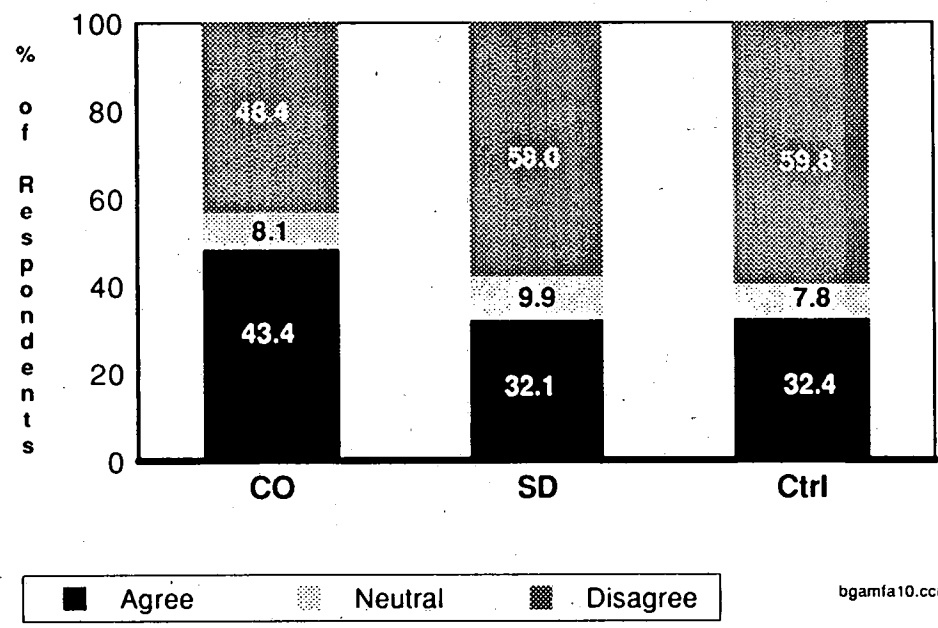
Resident Feelings About Gambling

I Receive Economic Benefit from Gambling



Resident Feelings About Gambling

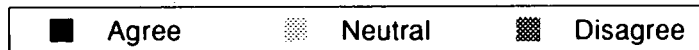
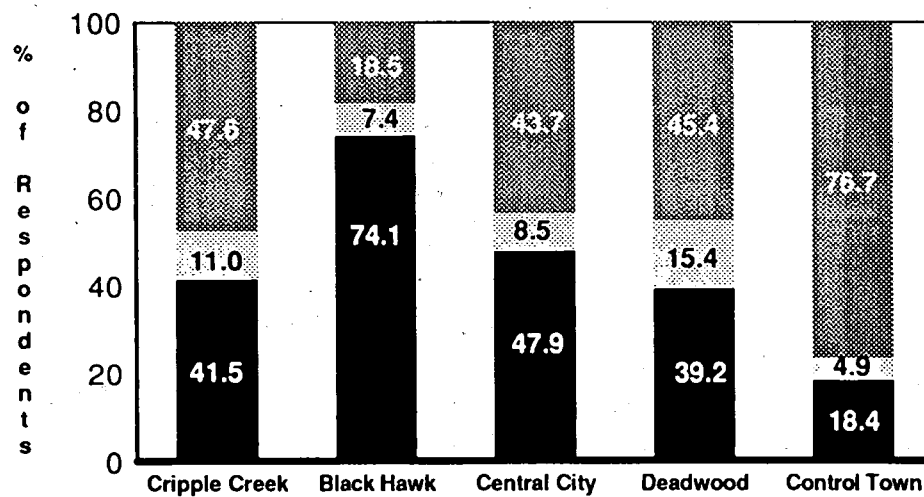
I Receive Economic Benefit from Gambling



Resident Feelings About Gambling



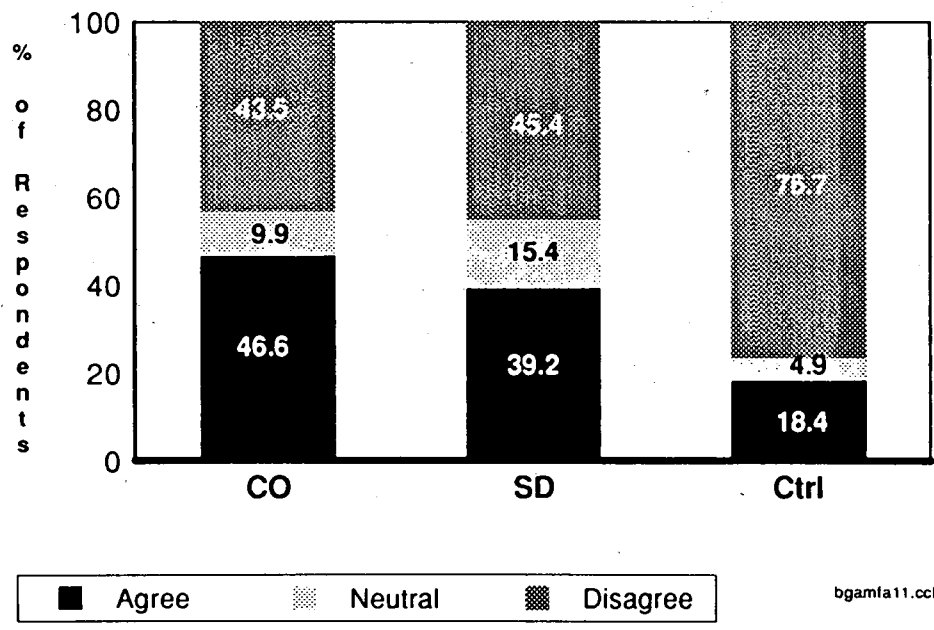
I Benefit from Gambling



bgam111.cch

Resident Feelings About Gambling

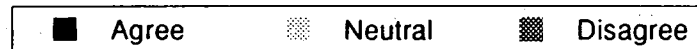
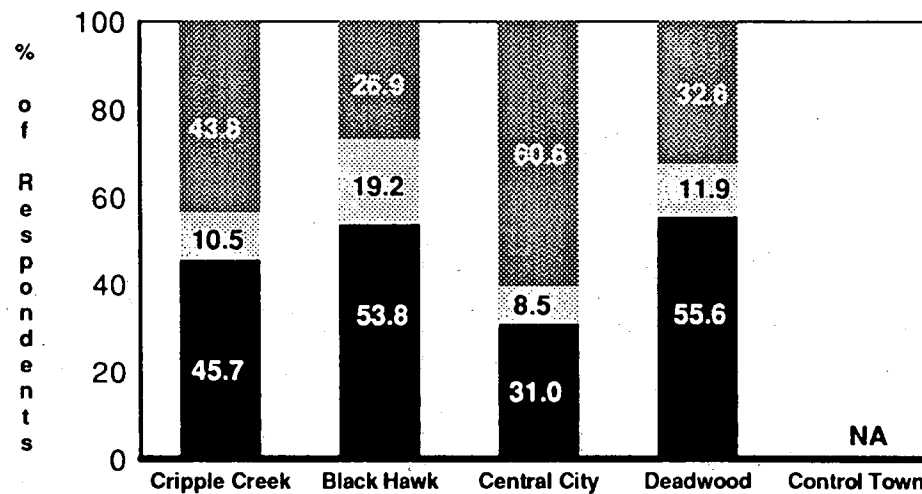
I Benefit from Gambling



Resident Feelings About Gambling



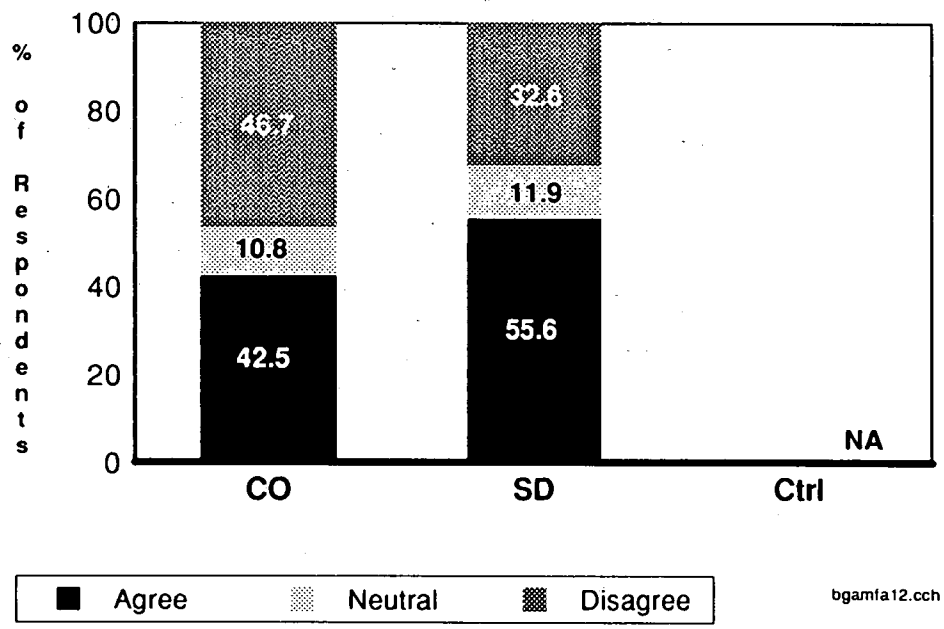
I Would Support Gambling If We Could Decide Again



bgamf112.cch

Resident Feelings About Gambling

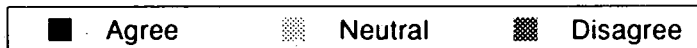
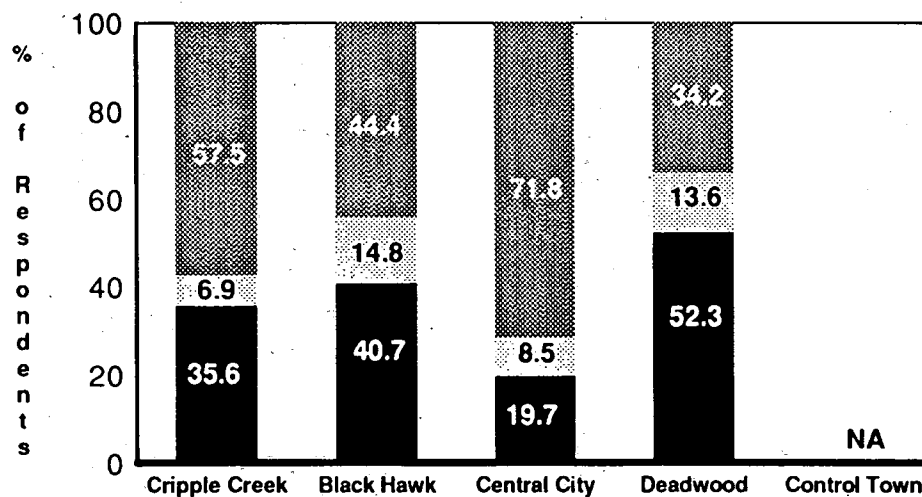
I Would Support Gambling If We Could Decide Again



Resident Feelings About Gambling



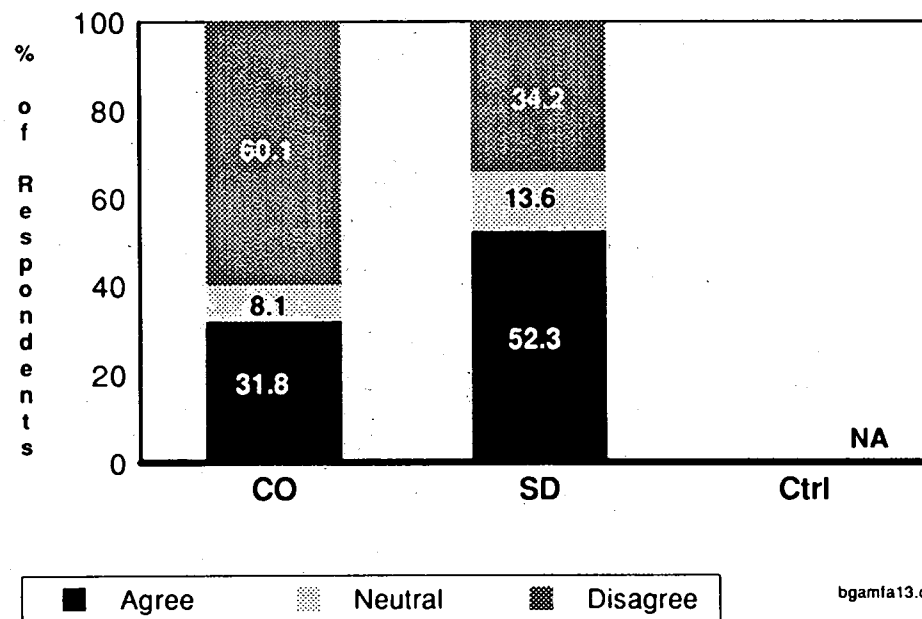
The Small Stakes Limit Should be Increased



bgamf113.cch

Resident Feelings About Gambling

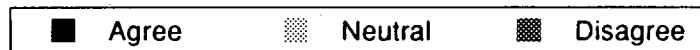
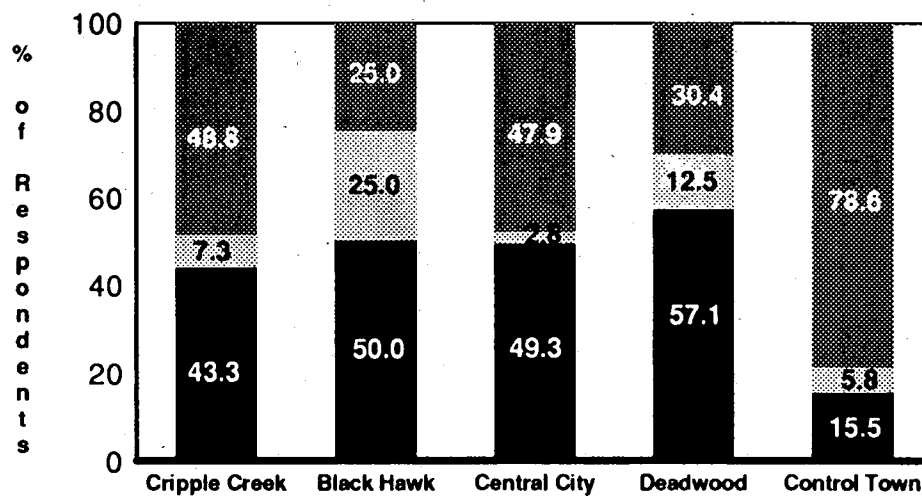
The Small Stakes Limit Should be Increased



Resident Feelings About Gambling



My Town Would Have No Future without Gambling

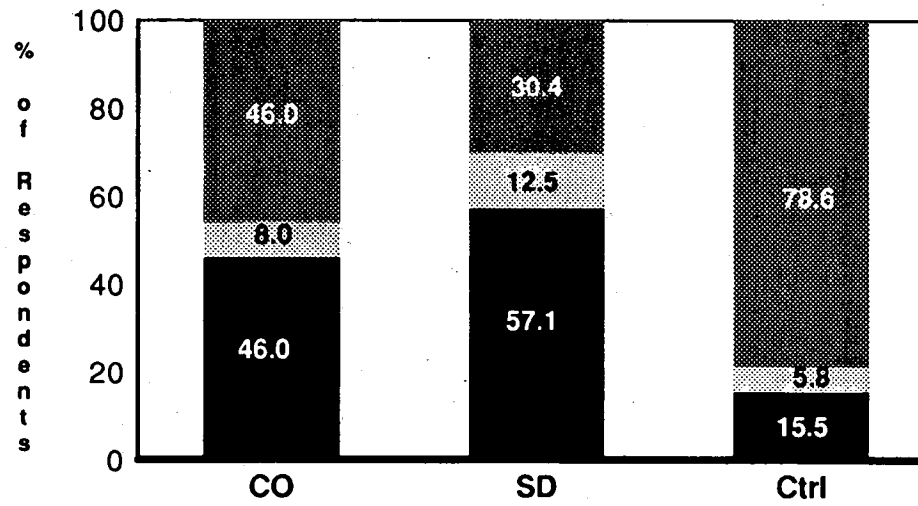


bgam114.cch

Resident Feelings About Gambling



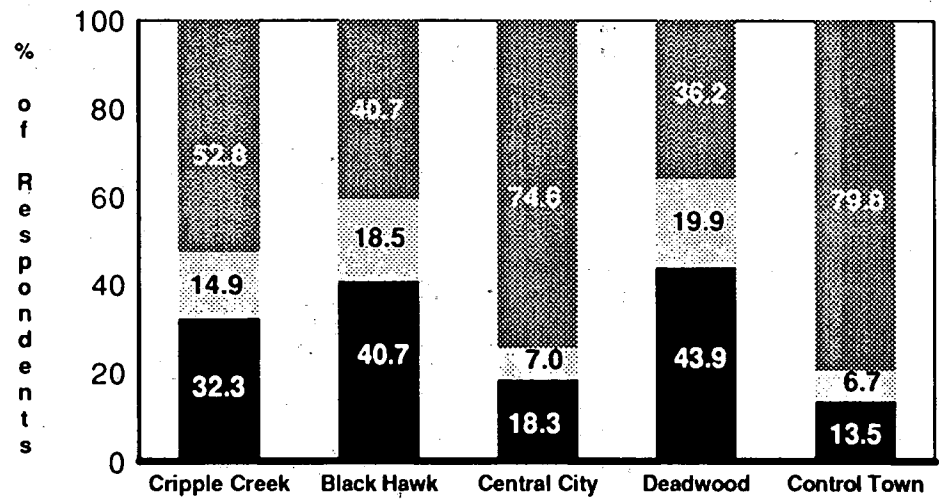
My Town Would Have No Future without Gambling



■ Agree ▨ Neutral ▩ Disagree

Resident Feelings About Gambling

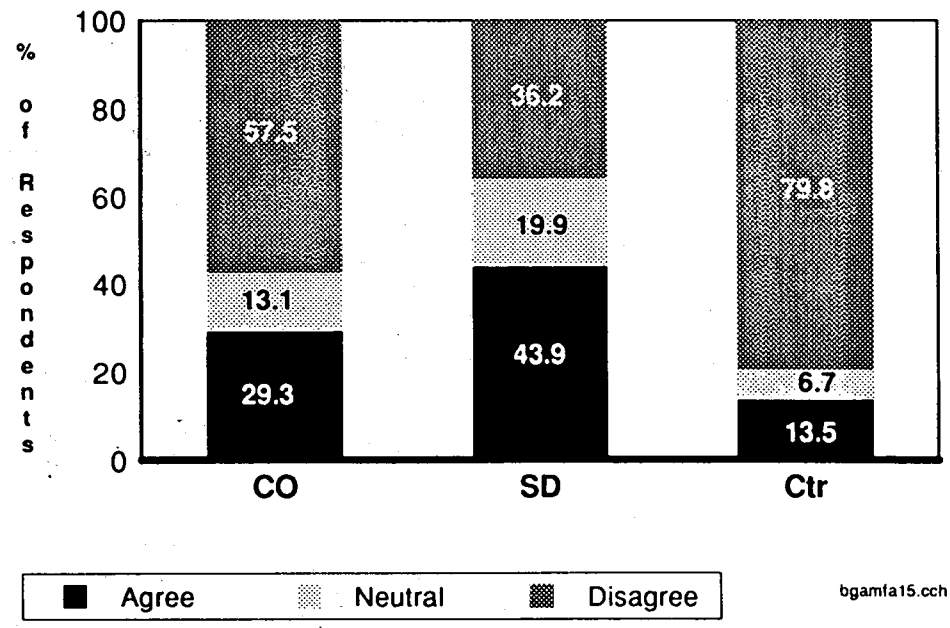
Gambling Makes My Town a Better Place to Live



Agree
 Neutral
 Disagree

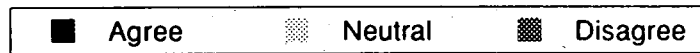
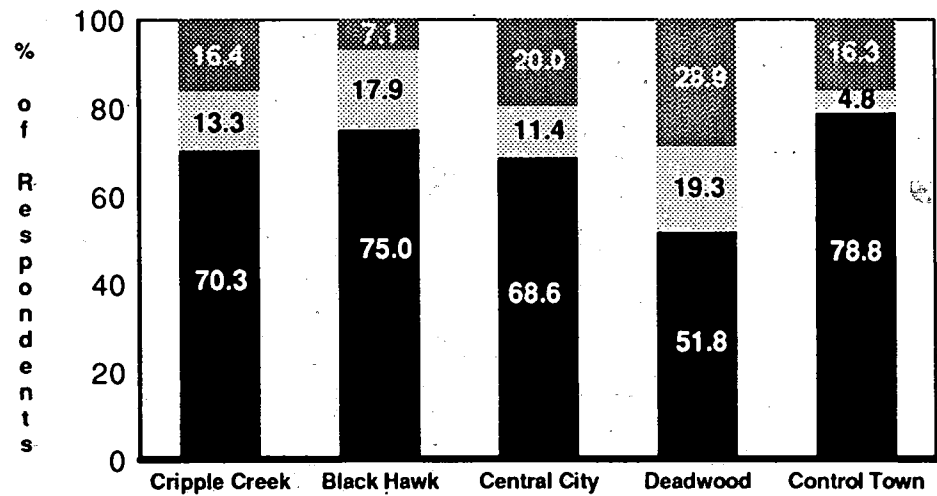
Resident Feelings About Gambling

Gambling Makes My Town a Better Place to Live



Resident Feelings About Gambling

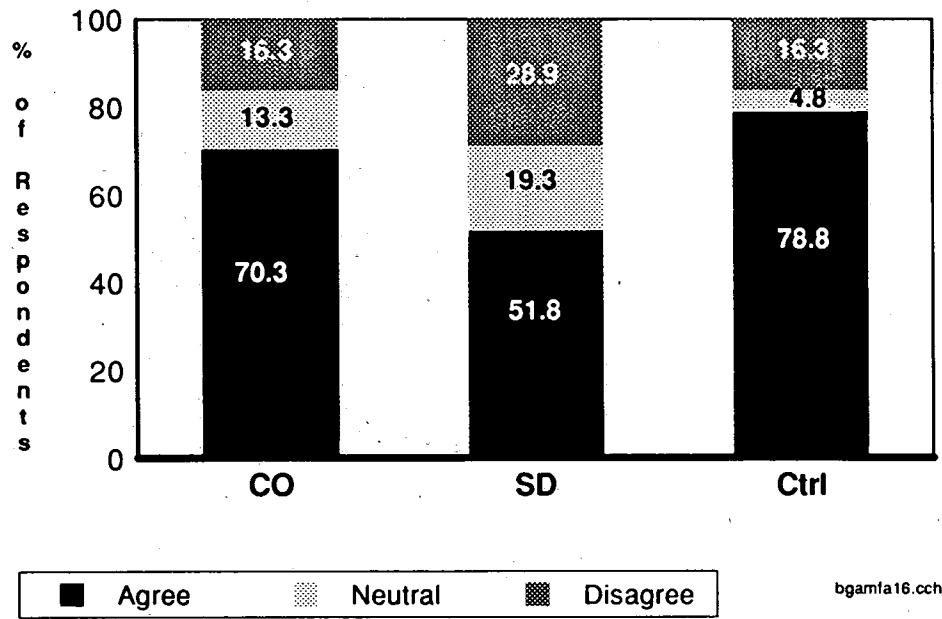
Many People Moved Because of Gambling



bgamf116.cch

Resident Feelings About Gambling


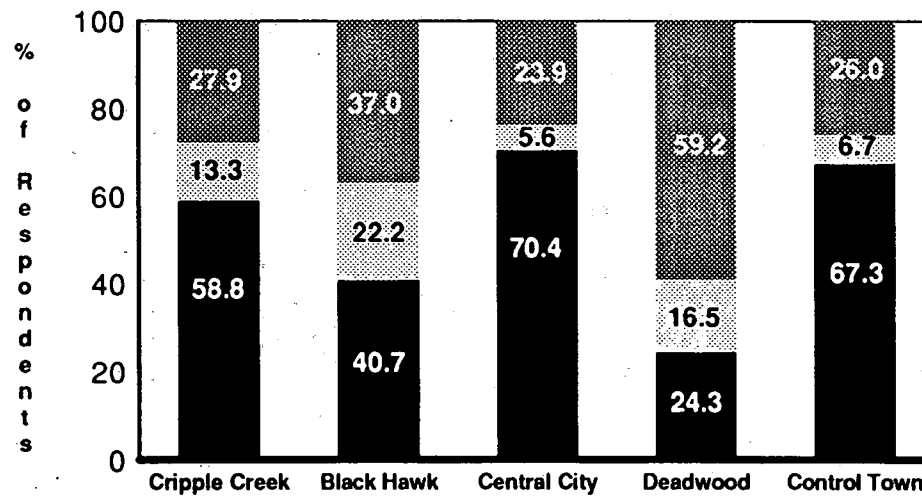
Many People Moved Because of Gambling



Resident Feelings About Gambling



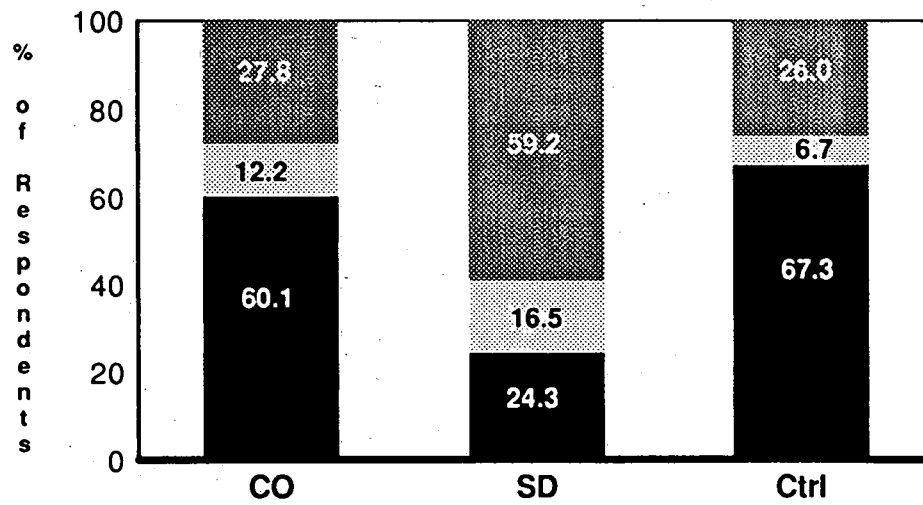
Traditional Tourists Stay Away Because of Gambling



bgamf117.cch

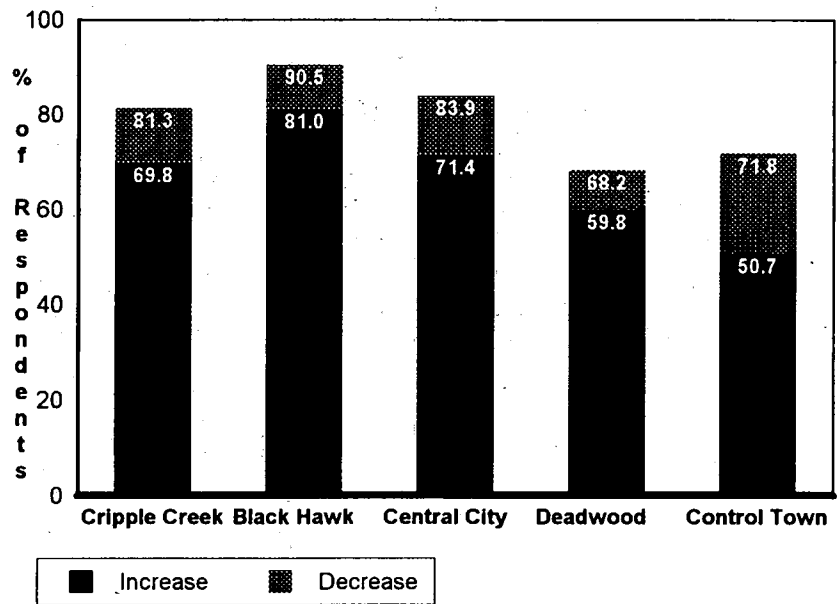
Resident Feelings About Gambling

Traditional Tourists Stay Away Because of Gambling



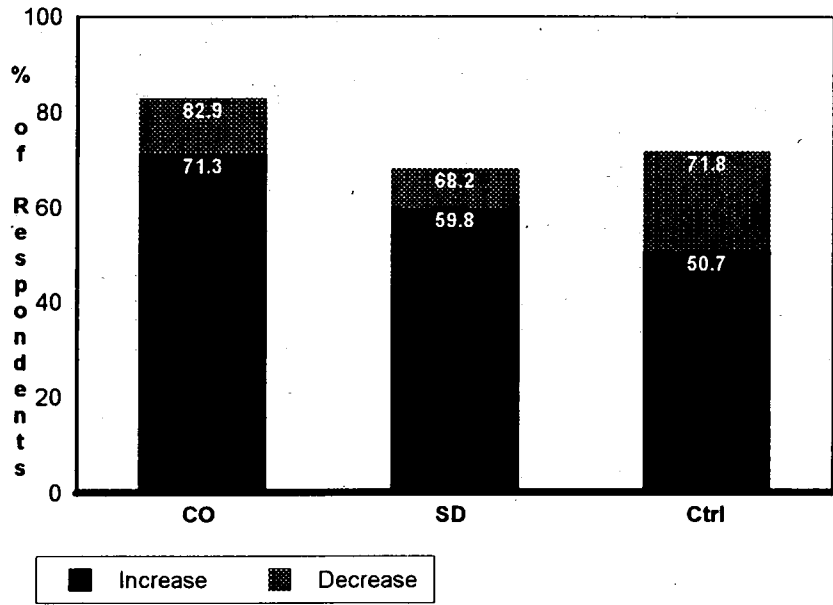
■ Agree ▨ Neutral ▩ Disagree

Perceived Changes in Community *Personal Incomes*



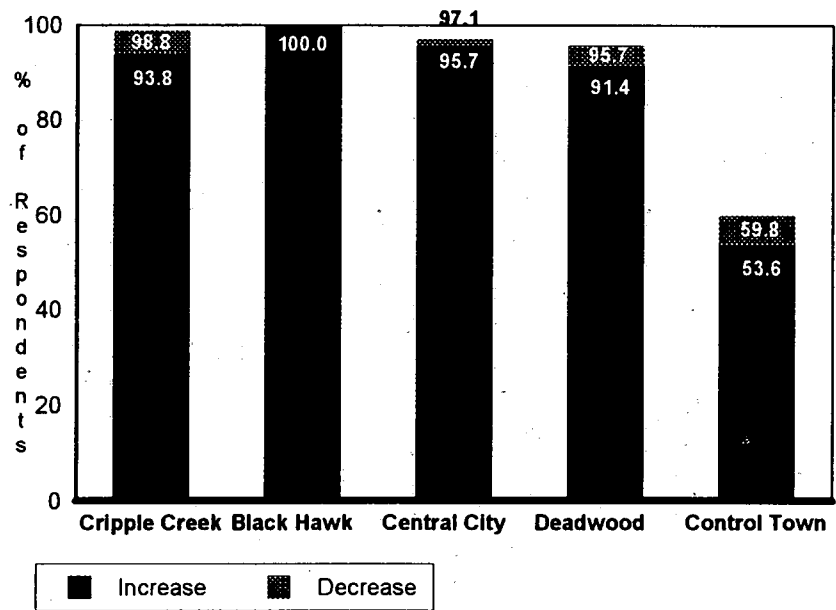
In each gambling community, over 89% of the change in personal income was attributed to gambling.

Perceived Changes in Community *Personal Incomes*



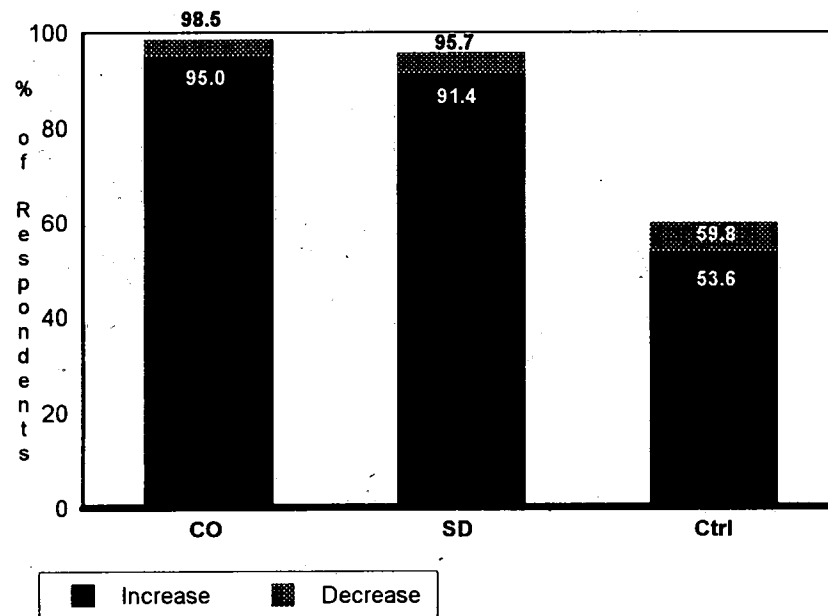
In each gambling community, over 89% of the change in personal income was attributed to gambling.

Perceived Changes in Community Traffic Congestion



In each gambling community, over 98% of the change in traffic congestion was attributed to gambling.

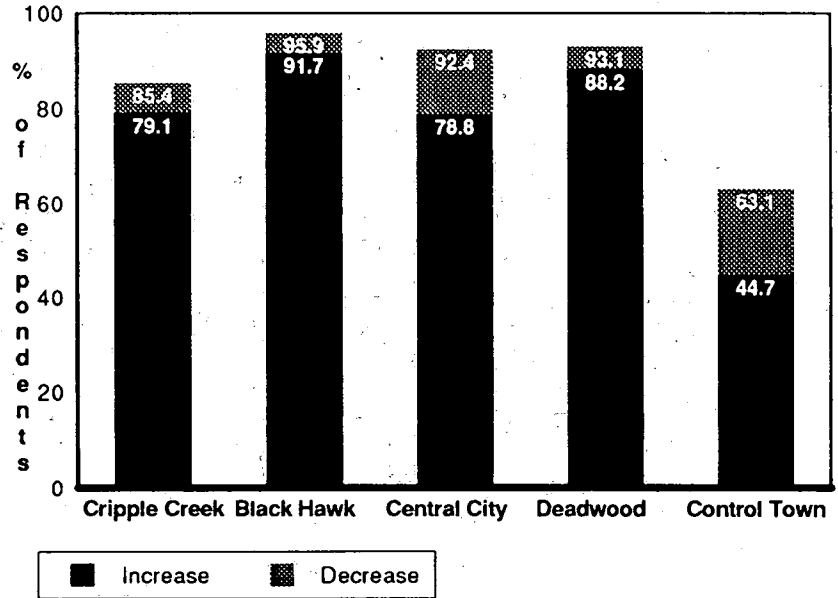
Perceived Changes in Community *Traffic Congestion*



In each gambling community, over 98% of the change in traffic congestion was attributed to gambling.

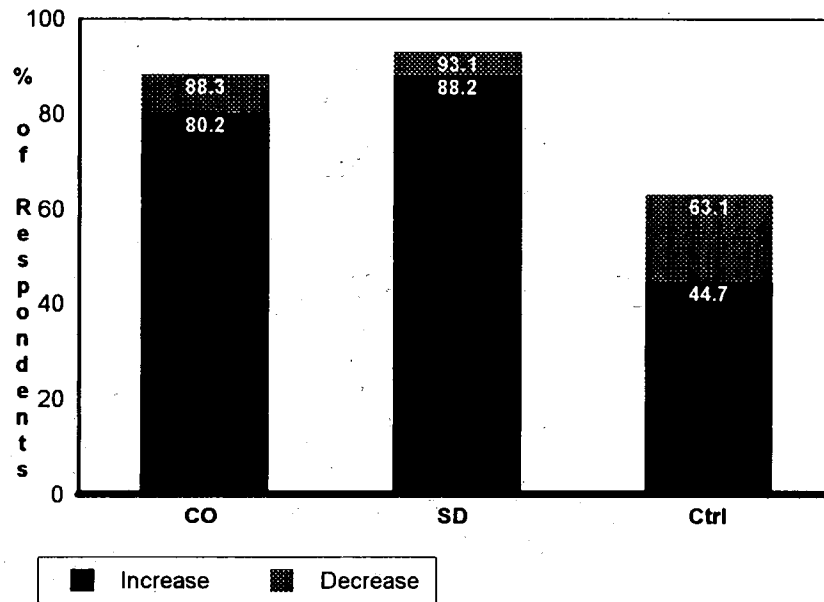
Perceived Changes in Community

Jobs for Residents



In each gambling community, over 96% of the change in jobs for local residents was attributed to gambling.

Perceived Changes in Community *Jobs for Local Residents*

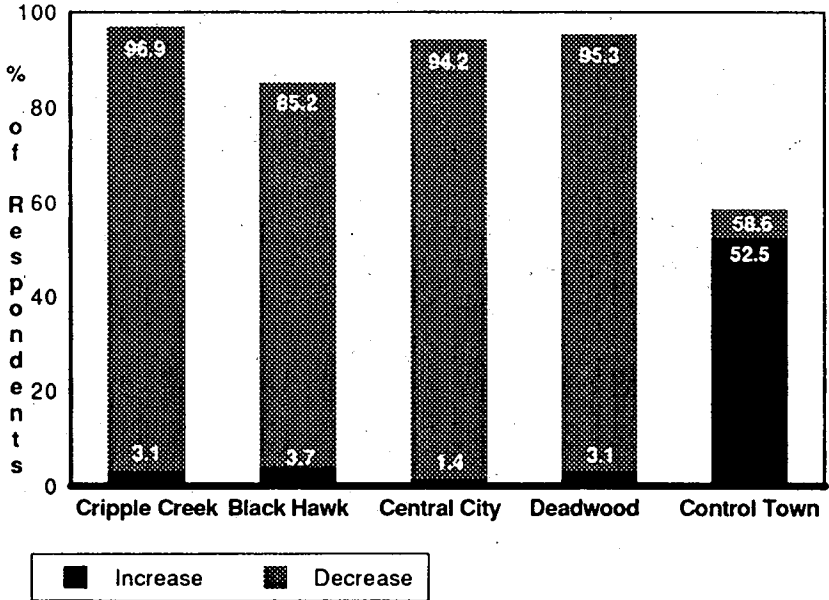


In each gambling community, over 98% of the change in jobs for local residents was attributed to gambling.

Perceived Changes in Community



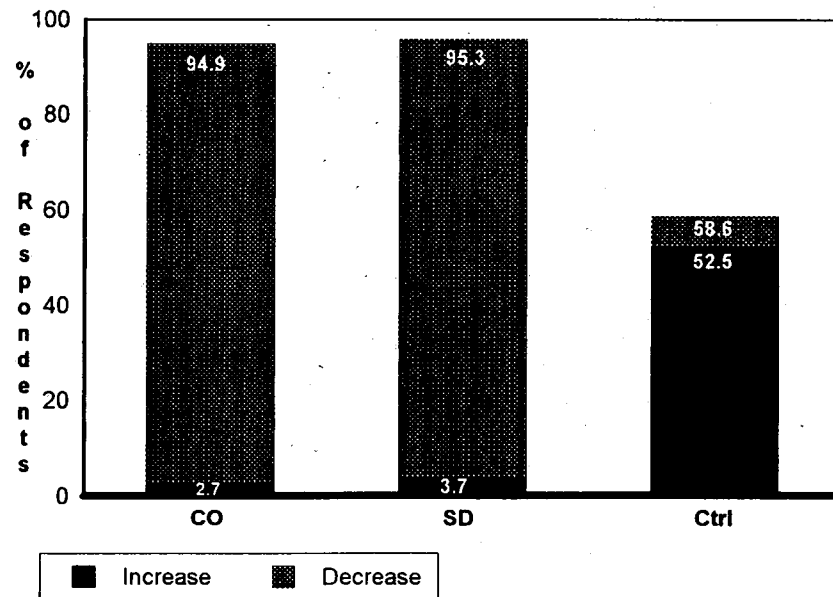
Variety of Shopping



In each gambling community, over 82% of the change in variety of shopping was attributed to gambling.

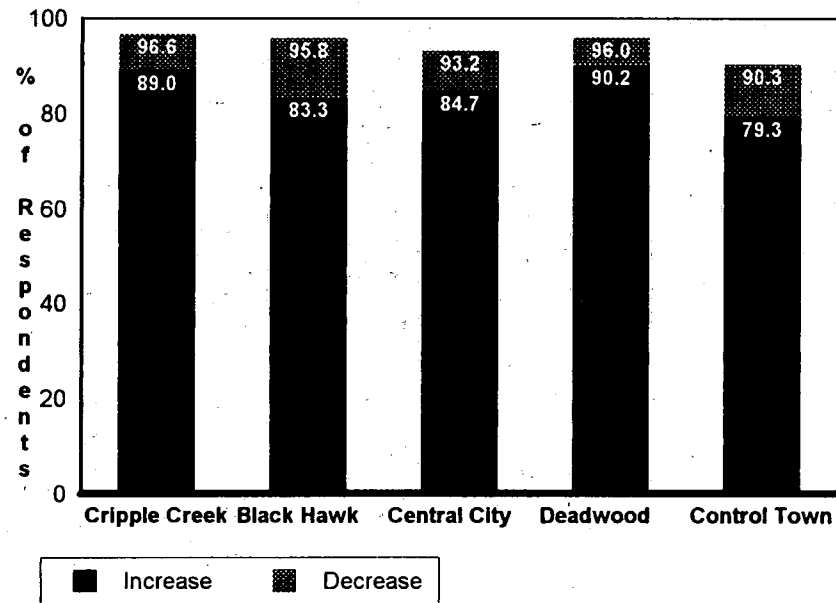
Perceived Changes in Community

Variety of Shopping



In each gambling community, over 93% of the change in variety of shopping was attributed to gambling.

Perceived Changes in Community Local Revenue

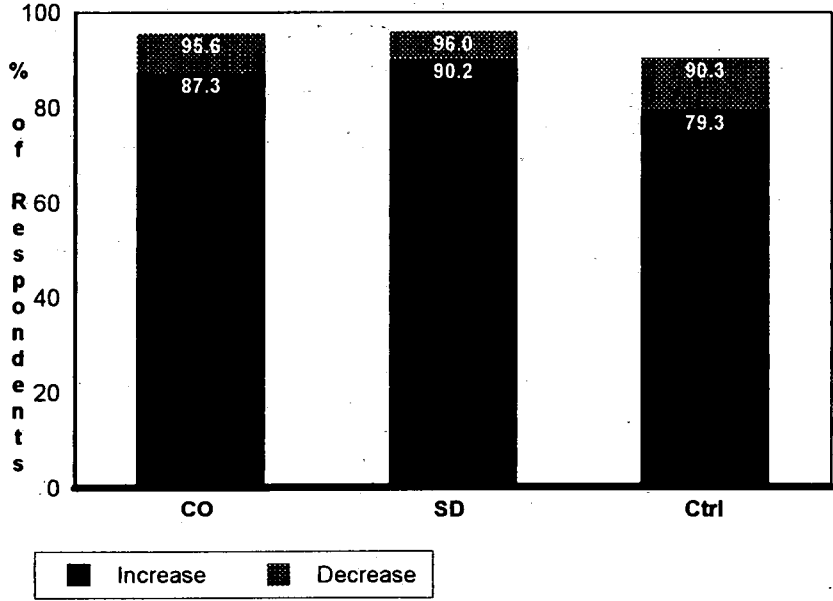


In each gambling community, over 96% of the change in local revenue was attributed to gambling.

Perceived Changes in Community

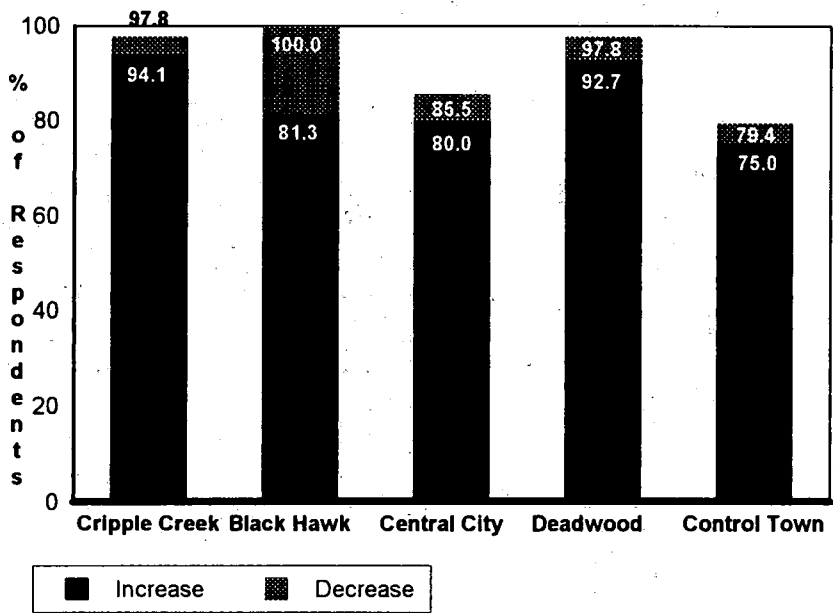


Local Revenue



In each gambling community, over 98% of the change in local revenue was attributed to gambling.

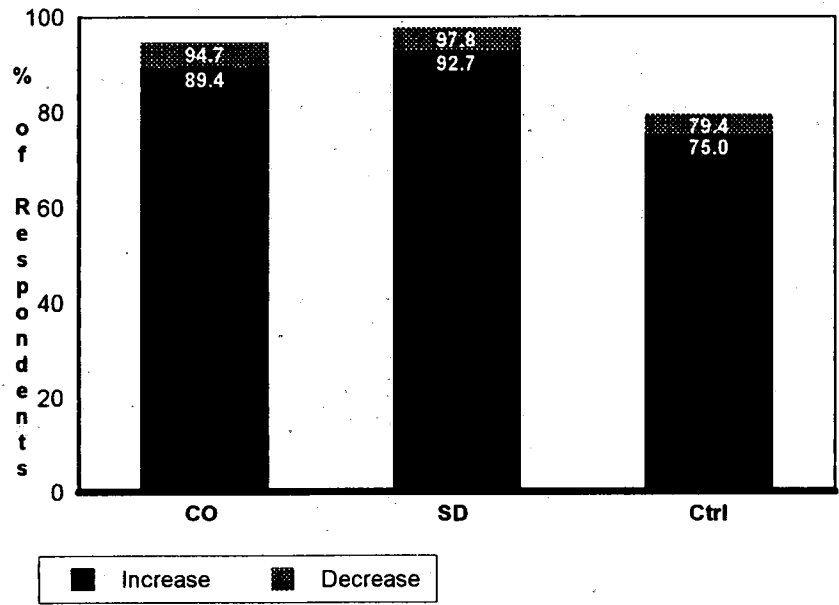
Perceived Changes in Community Local Property Taxes Collected



In each gambling community, over 95% of the change in amount of local property taxes collected was attributed to gambling.

Perceived Changes in Community

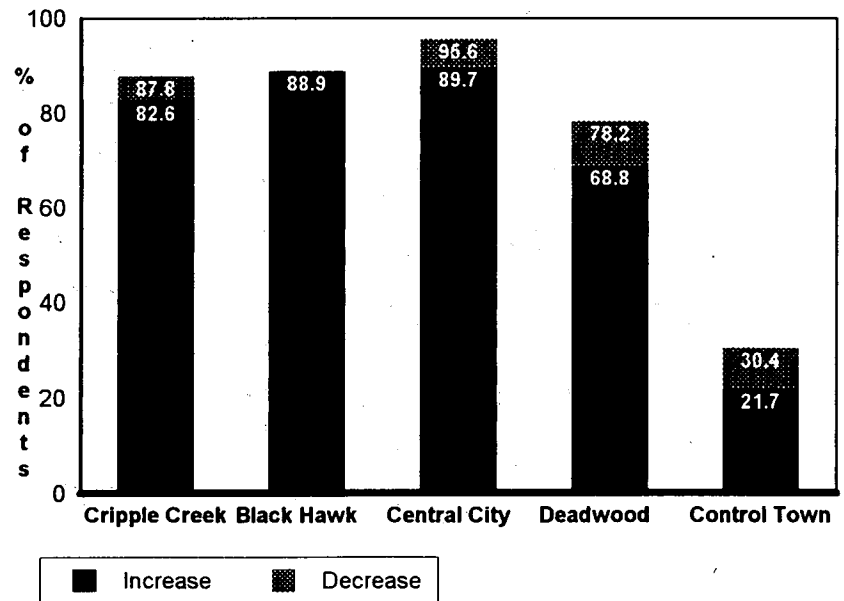
Local Property Taxes Collected



In each gambling community, over 97% of the change in amount of local property taxes collected was attributed to gambling.

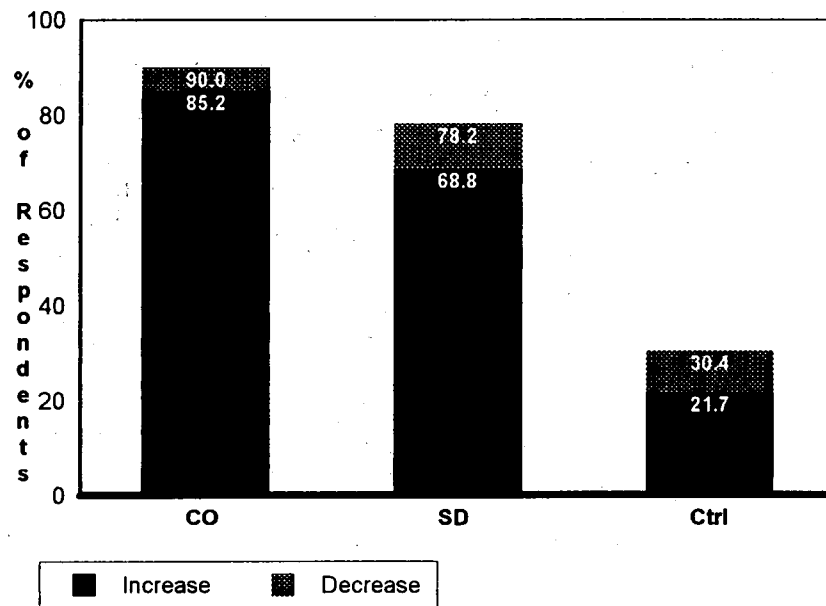
Perceived Changes in Community

Driving Hazards



In each gambling community, over 87% of the change in the number of driving hazards was attributed to gambling.

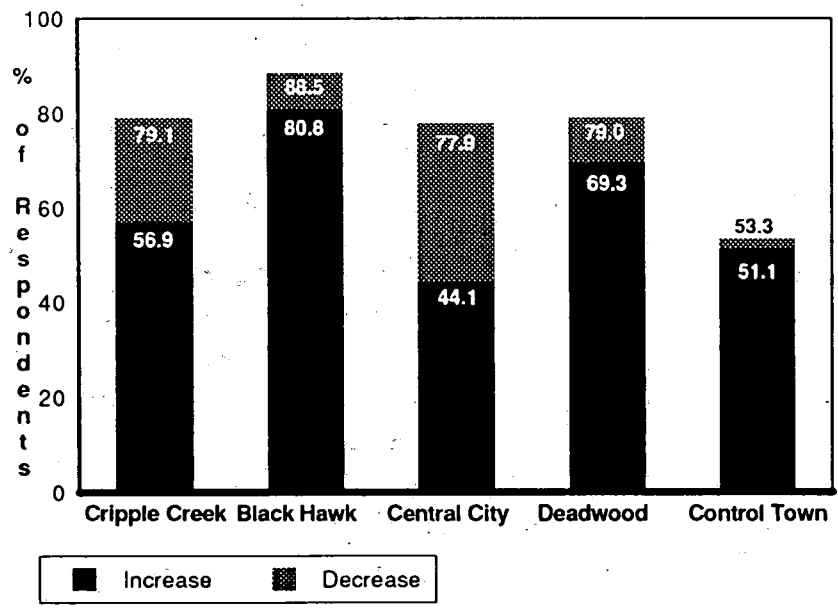
Perceived Changes in Community *Driving Hazards*



In each gambling community, over 87% of the change in the number of driving hazards was attributed to gambling.

Perceived Changes in Community

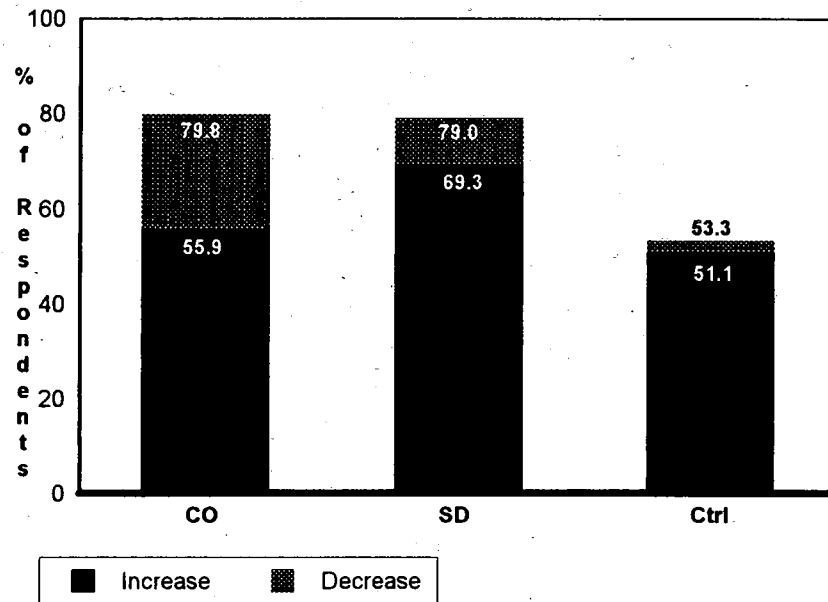
Opportunities to Meet Interesting People



In each gambling community, over 86% of the change in opportunities to meet people was attributed to gambling.

Perceived Changes in Community

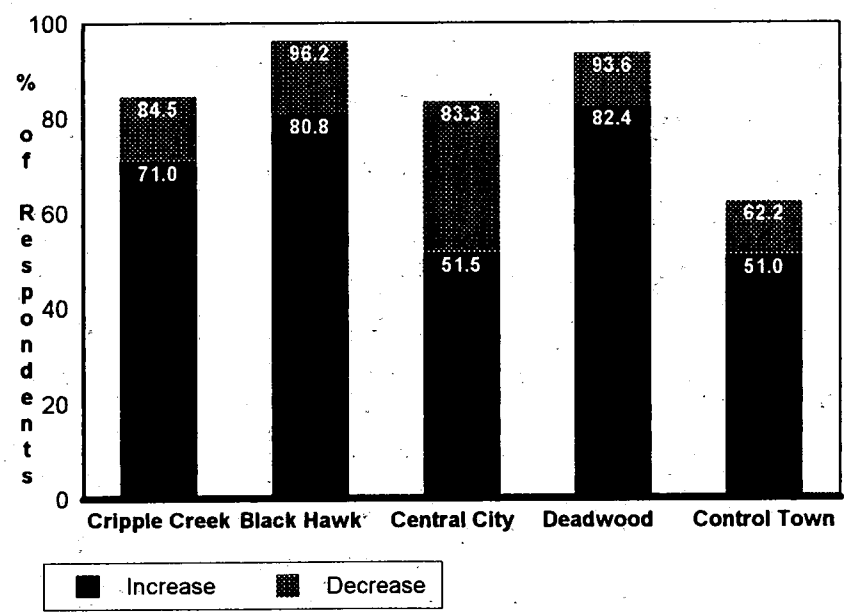
Opportunities to Meet Interesting People



In each gambling community, over 89% of the change in opportunities to meet people was attributed to gambling.

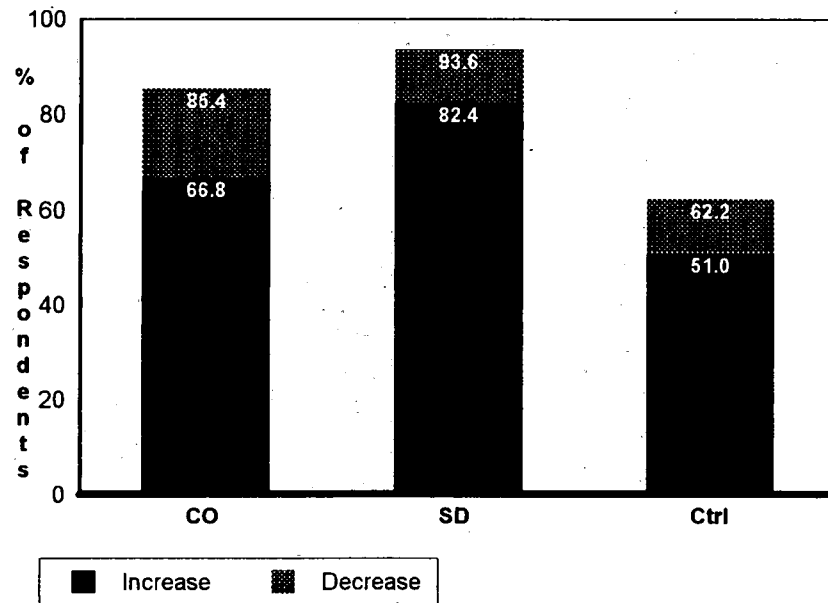
Perceived Changes in Community

Variety of Entertainment



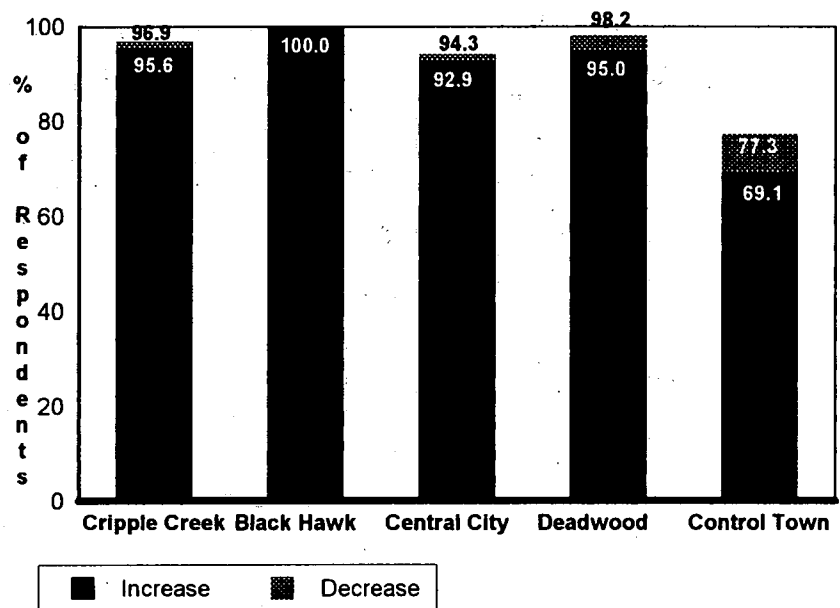
In each gambling community, over 95% of the change in variety of entertainment was attributed to gambling.

Perceived Changes in Community *Variety of Entertainment*



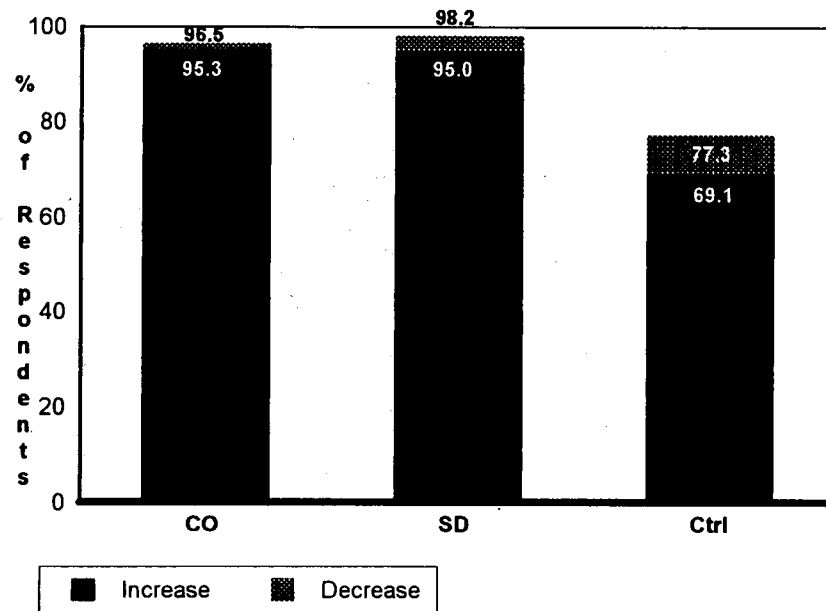
In each gambling community, over 96% of the change in variety of entertainment was attributed to gambling.

Perceived Changes in Community Size of Crowds



In each gambling community, over 98% of the change in size of crowds in public areas was attributed to gambling.

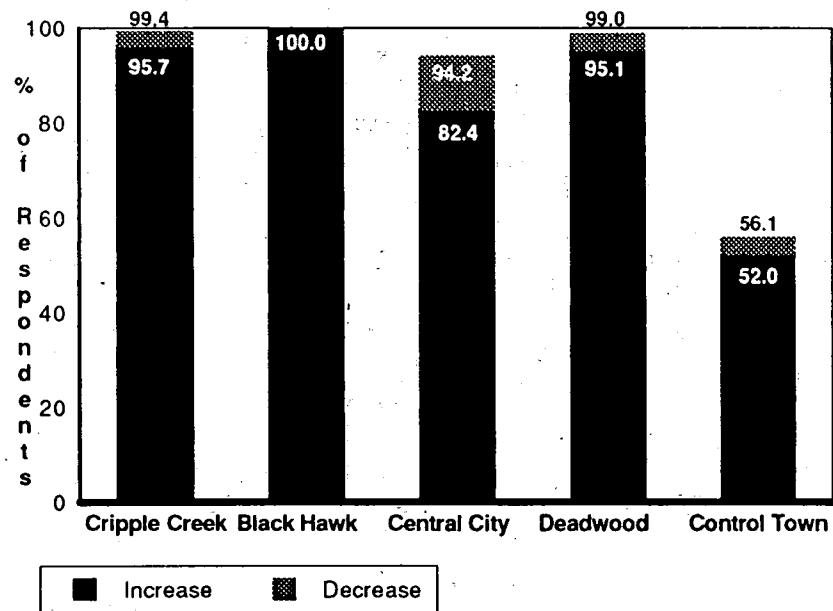
Perceived Changes in Community Size of Crowds



In each gambling community, over 98% of the change in size of crowds in public areas was attributed to gambling.

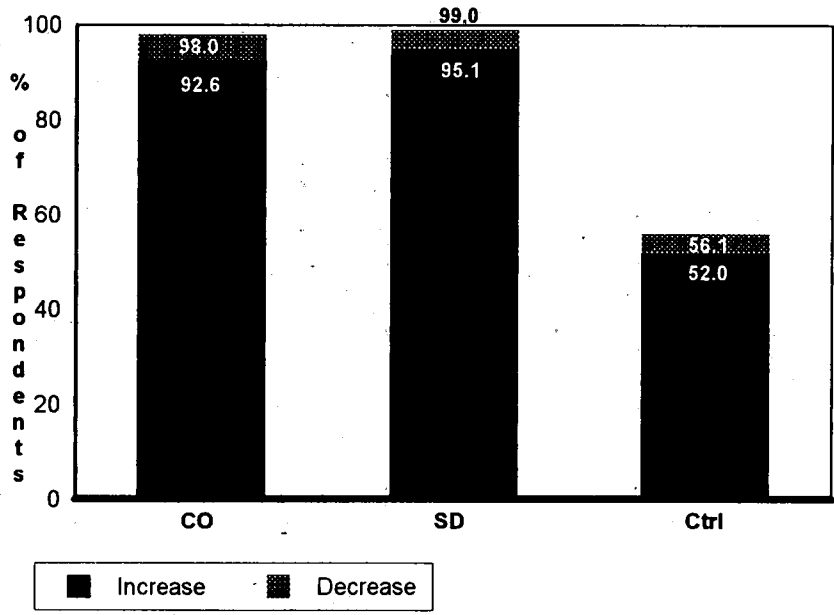
Perceived Changes in Community

Variety of Restaurants



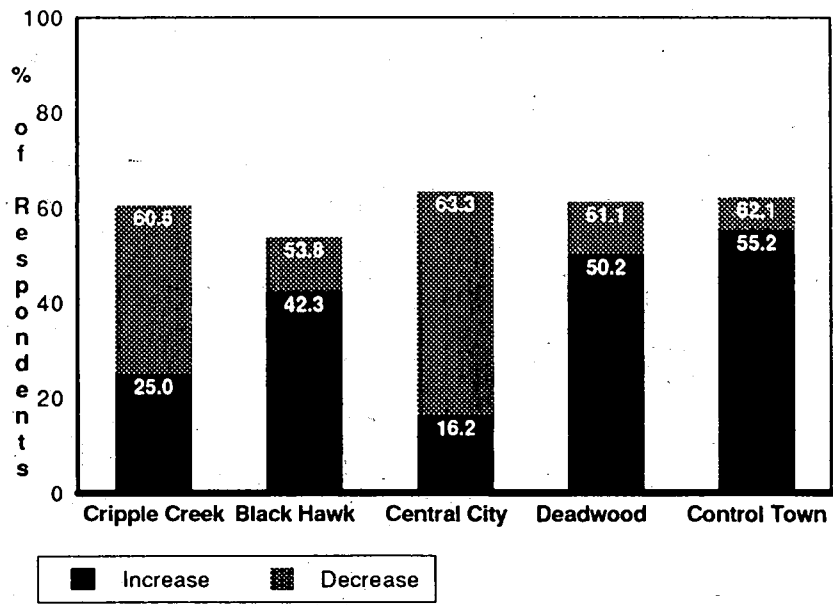
In each gambling community, over 98% of the change in variety of restaurants was attributed to gambling.

Perceived Changes in Community 
Variety of Restaurants



In each gambling community, over 98% of the change in variety of restaurants was attributed to gambling.

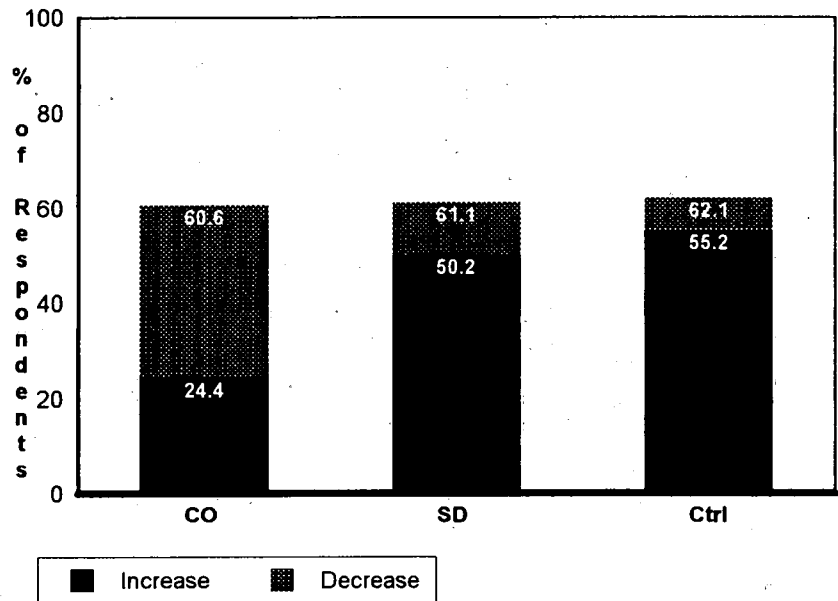
Perceived Changes in Community
Resident Awareness of Local Heritage



In each gambling community, over 56% of the change in resident awareness of local culture and heritage was attributed to gambling.

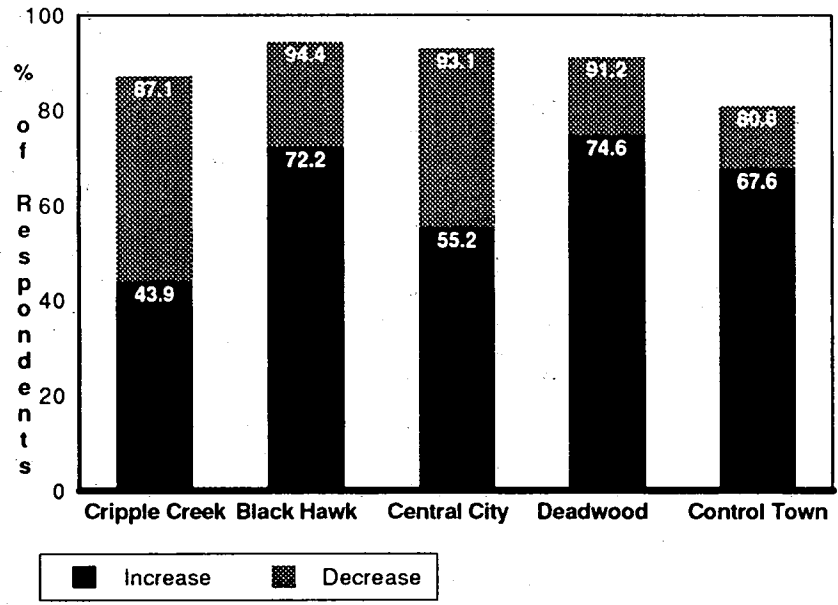
Perceived Changes in Community

Resident Awareness of Local Heritage



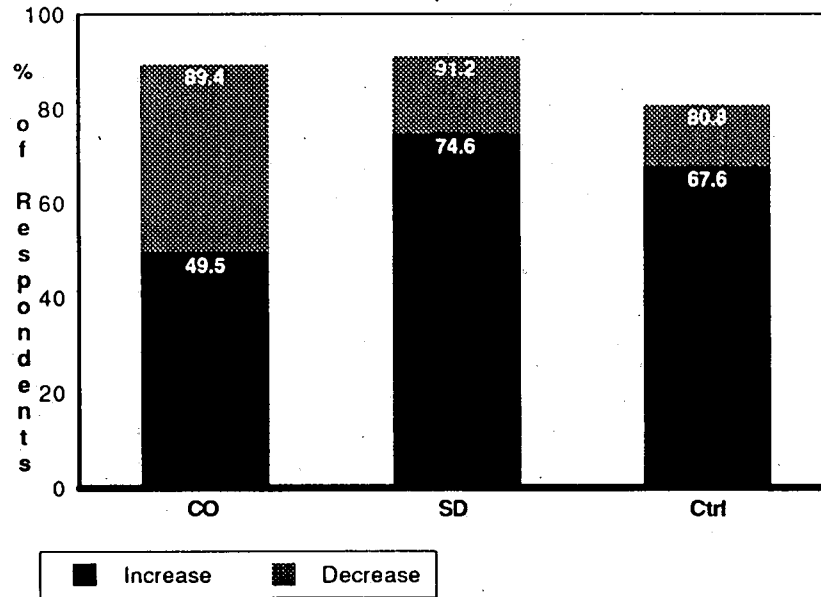
In each gambling community, over 75% of the change in resident awareness of local culture and heritage was attributed to gambling.

Perceived Changes in Community Income to Local Businesses



In each gambling community, over 90% of the change in income to local businesses was attributed to gambling.

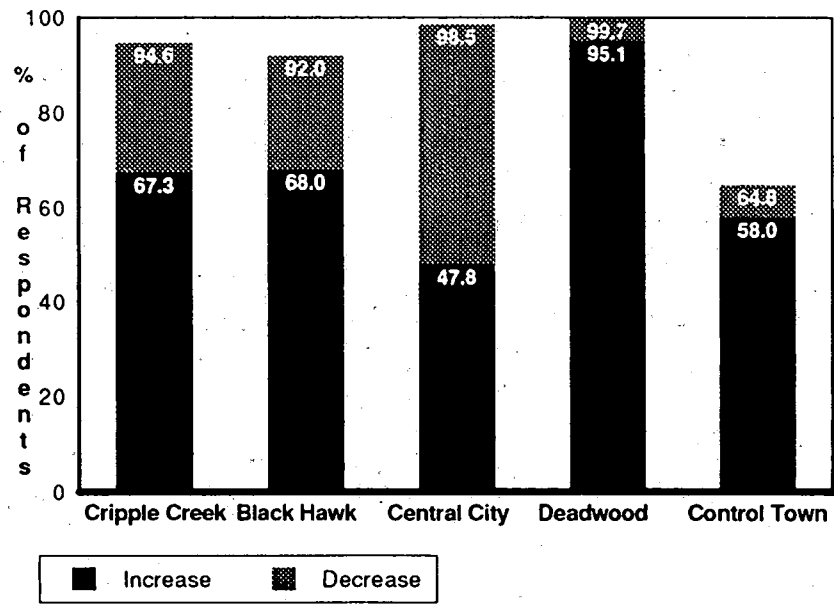
Perceived Changes in Community *Income to Local Businesses*



In each gambling community, over 96% of the change in income to local businesses was attributed to gambling.

Perceived Changes in Community

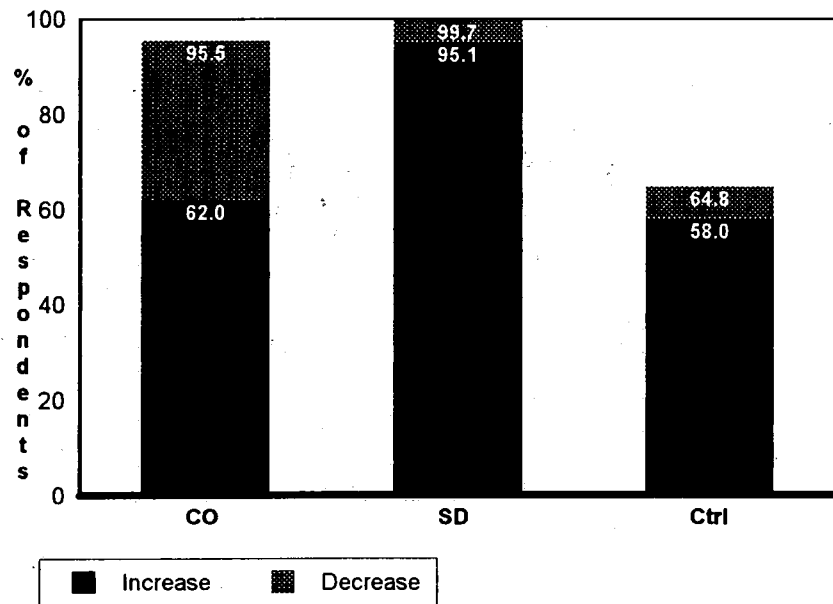
Preservation of Historic Structures



In each gambling community, over 96% of the change in preservation and restoration of historic structures was attributed to gambling.

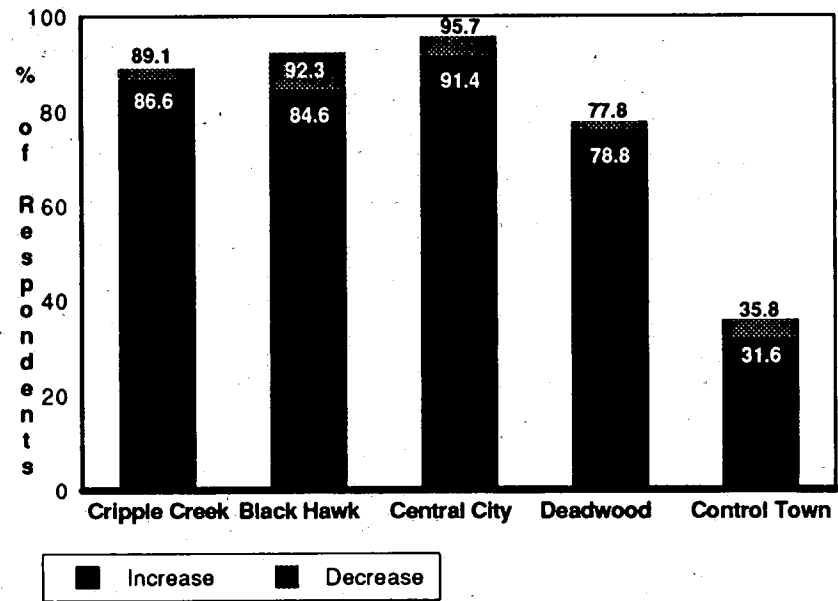
Perceived Changes in Community

Preservation of Historic Structures



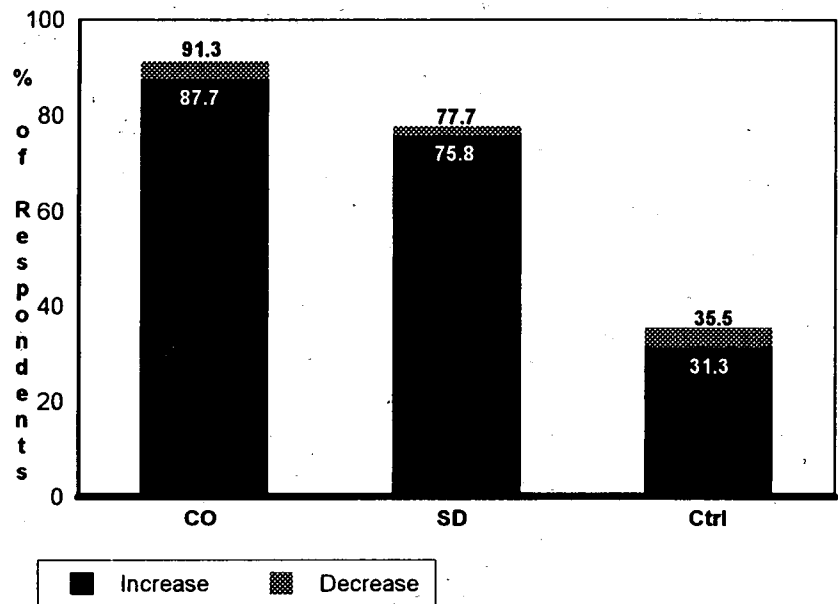
In each gambling community, over 97% of the change in preservation and restoration of historic structures was attributed to gambling.

Perceived Changes in Community Noise Levels



In each gambling community, over 89% of the change in noise levels was attributed to gambling.

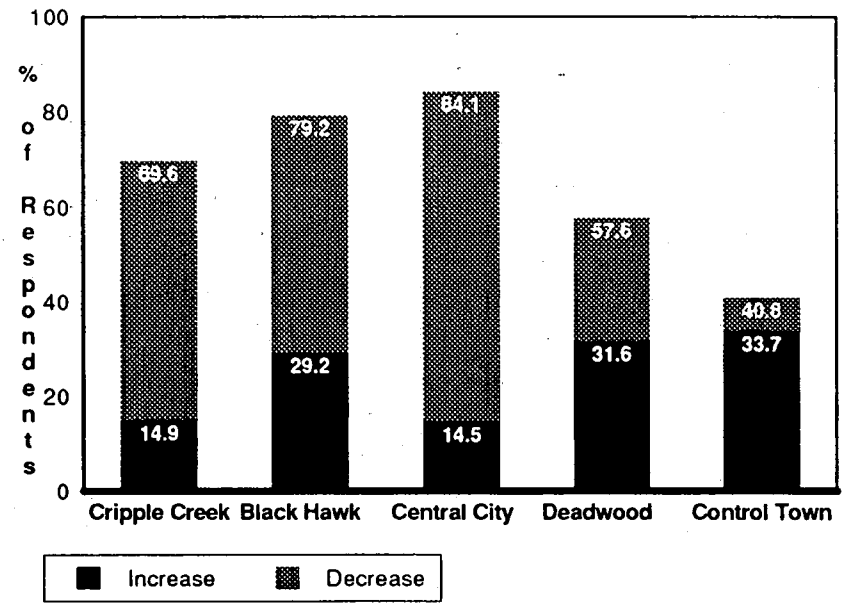
Perceived Changes in Community Noise Levels



In each gambling community, over 92% of the change in noise levels was attributed to gambling.

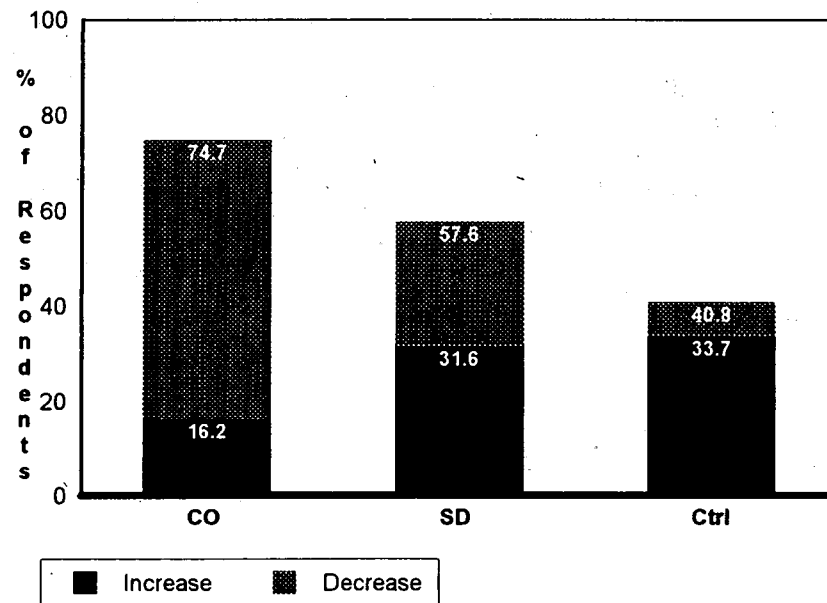
Perceived Changes in Community

Quality of Natural Environment



In each gambling community, over 74% of the change in the quality of the natural environment was attributed to gambling.

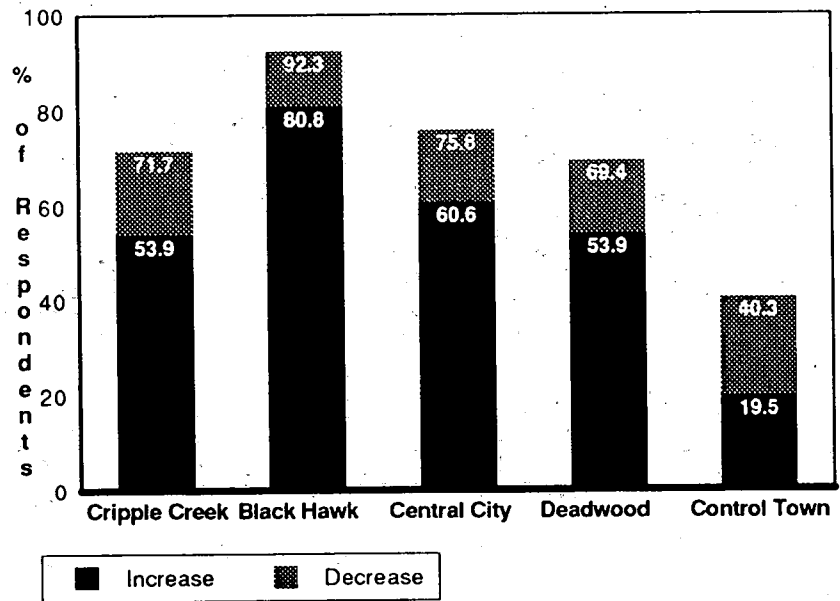
Perceived Changes in Community *Quality of Natural Environment*



In each gambling community, over 74% of the change in the quality of the natural environment was attributed to gambling.

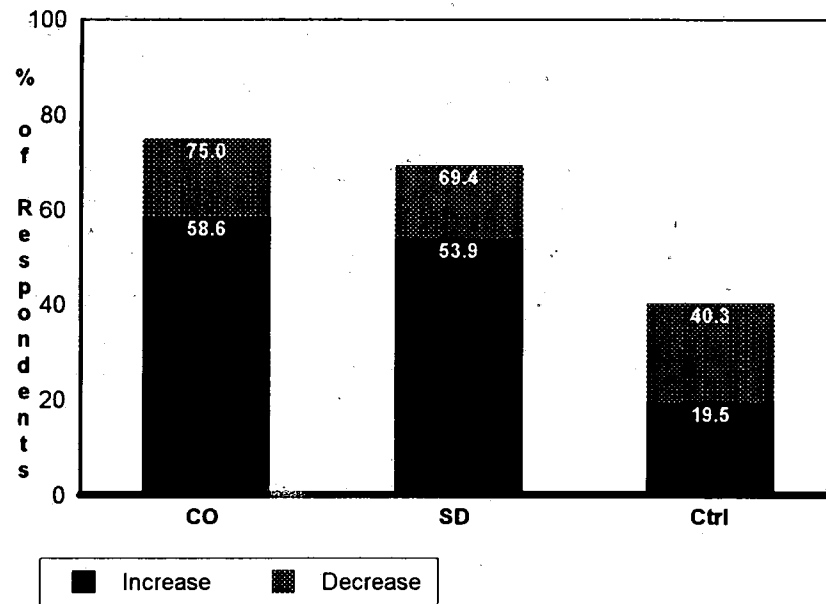
Perceived Changes in Community

Jobs Using Education and Skills of Residents



In each gambling community, over 79% of the change in number of jobs using the education and skills of residents was attributed to gambling.

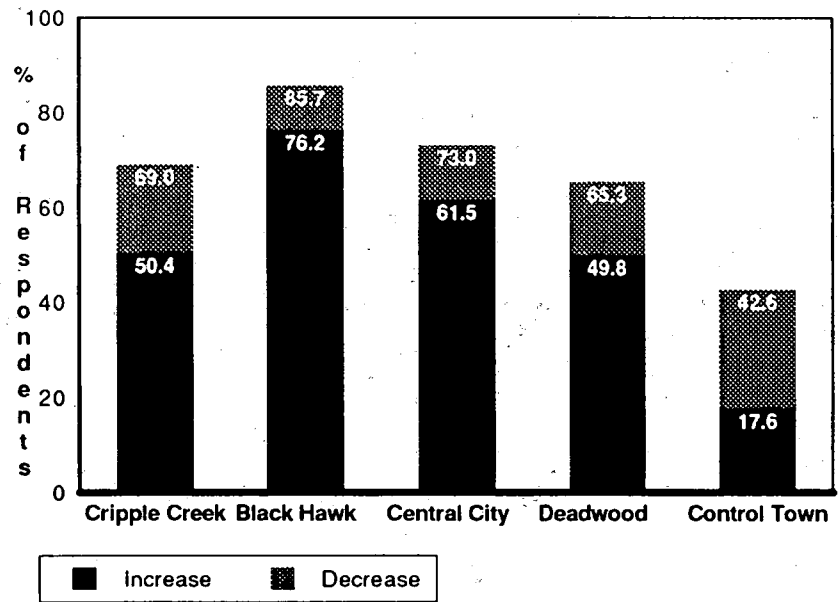
Perceived Changes in Community *Jobs Using Education and Skills of Residents*



In each gambling community, over 79% of the change in number of jobs using the education and skills of residents was attributed to gambling.

Perceived Changes in Community

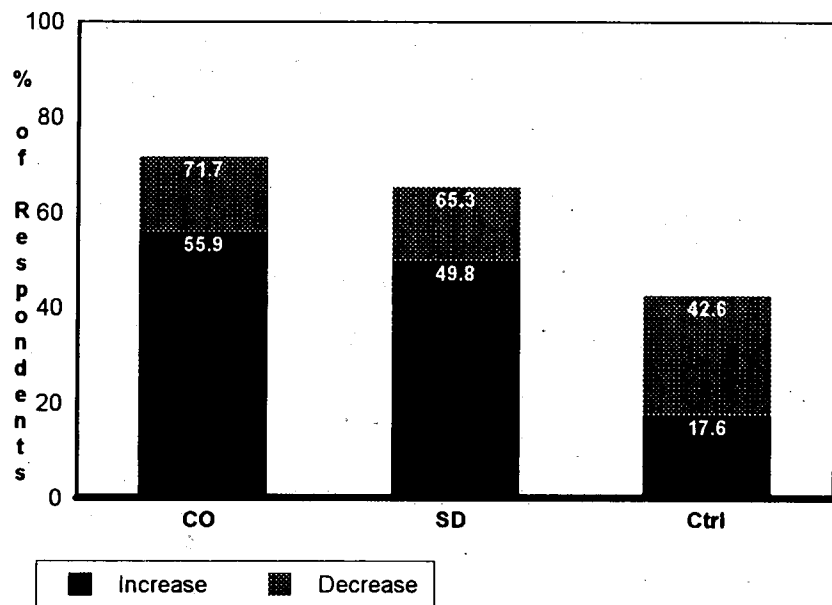
Jobs Using Education and Skills of Partner



In each gambling community, over 80% of the change in number of jobs using the education and skills of partner was attributed to gambling.

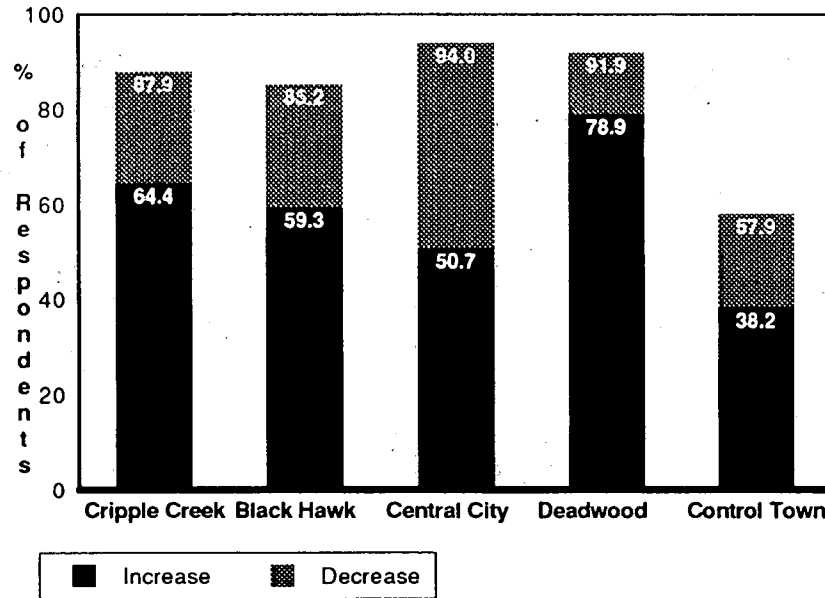
Perceived Changes in Community

Jobs Using Education and Skills of Partner



In each gambling community, over 80% of the change in number of jobs using the education and skills of partner was attributed to gambling.

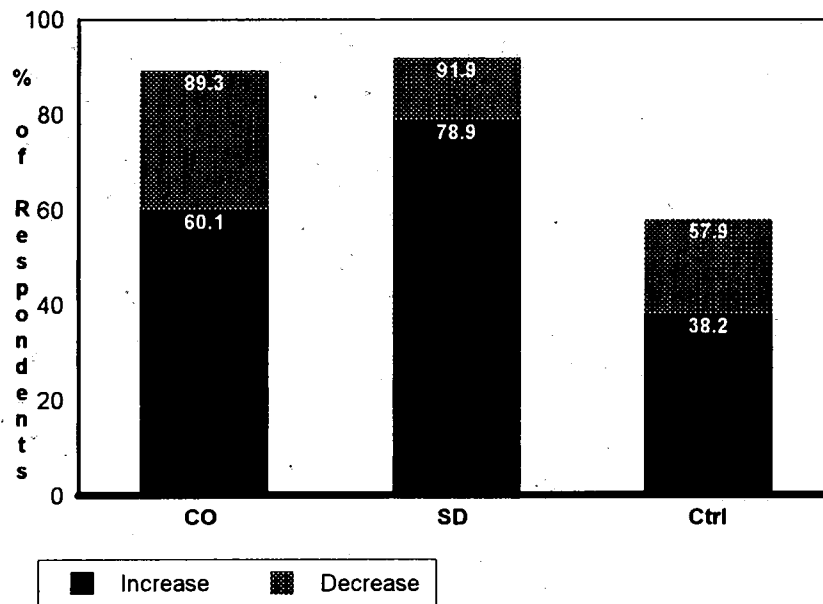
Perceived Changes in Community *Jobs for Young Adults*



In each gambling community, over 92% of the change in number of jobs for young adults was attributed to gambling.

Perceived Changes in Community

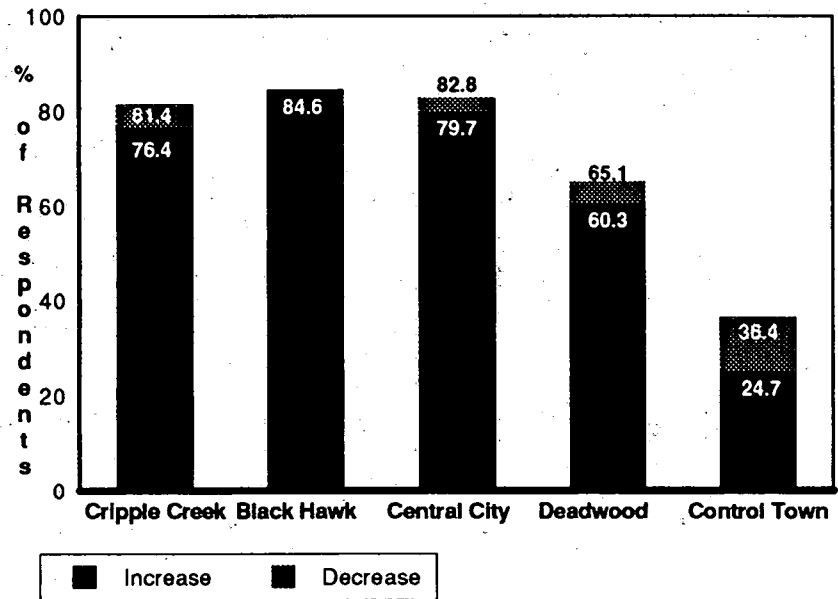
Jobs for Young Adults



In each gambling community, over 95% of the change in number of jobs for young adults was attributed to gambling.

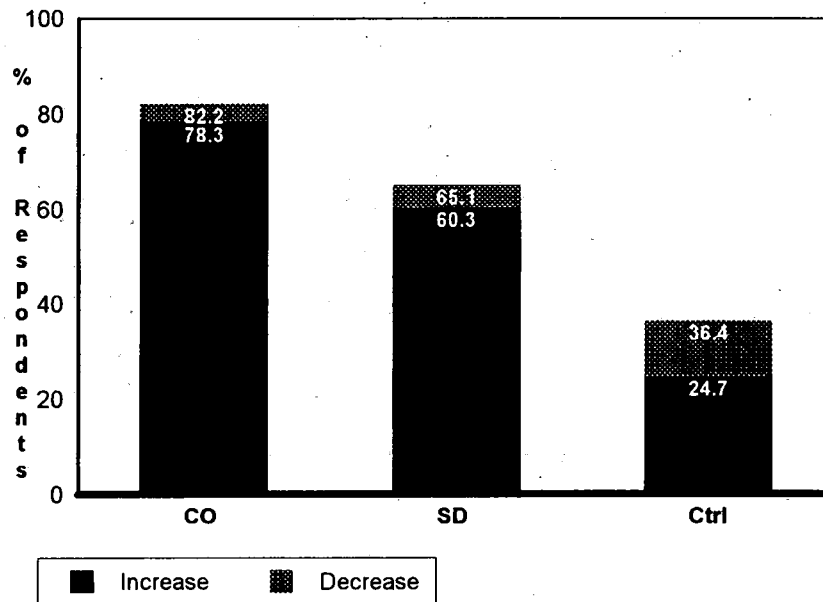
Perceived Changes in Community

Number of Serious Crimes



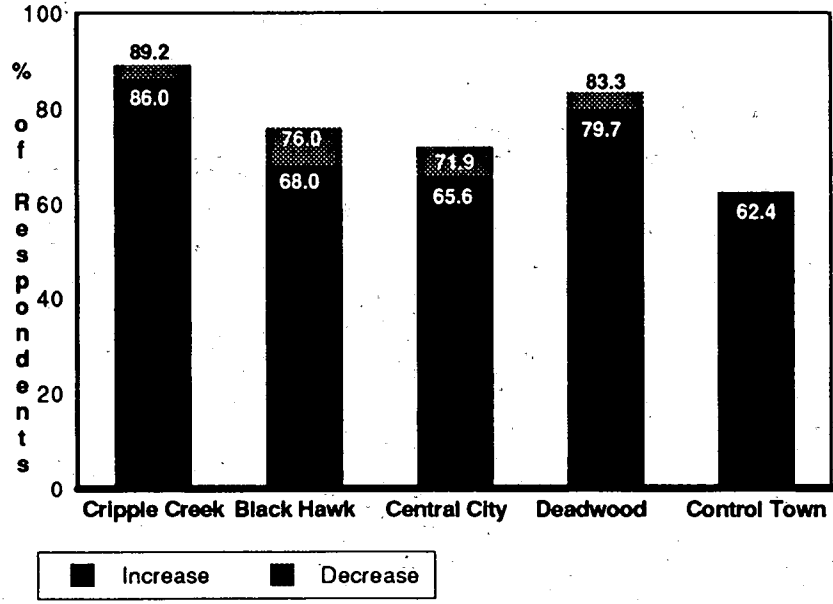
In each gambling community, over 81% of the change in number of serious crimes was attributed to gambling.

Perceived Changes in Community *Number of Serious Crimes*



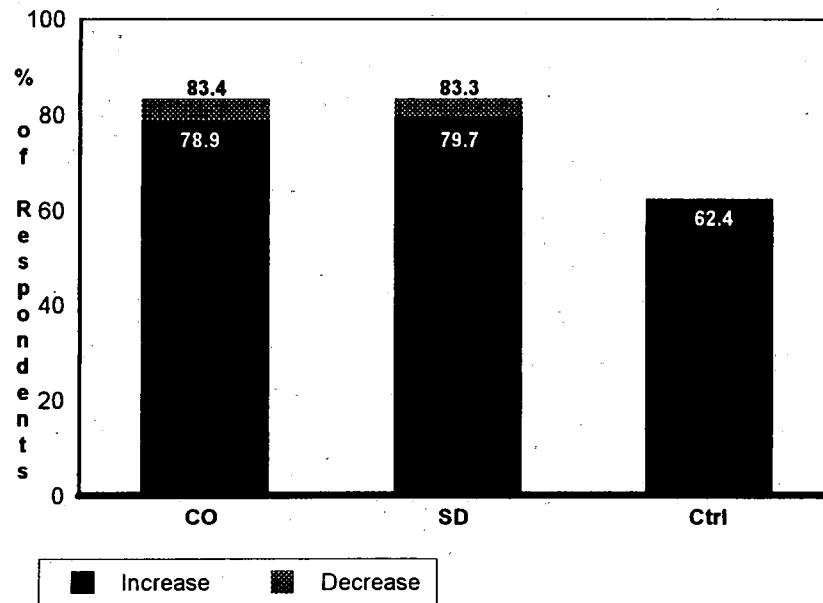
In each gambling community, over 81% of the change in the number of serious crimes was attributed to gambling.

Perceived Changes in Community Cost of Living



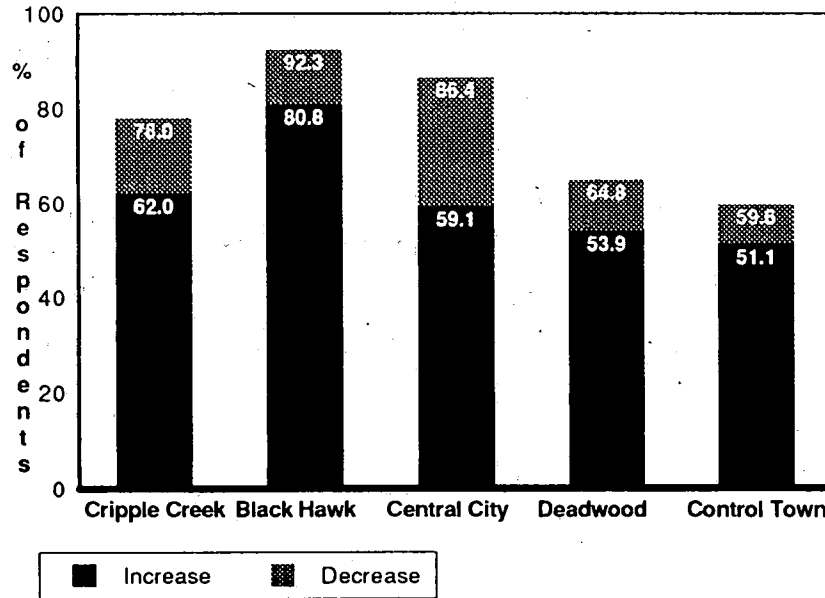
In each gambling community, over 85% of the change in the cost of living was attributed to gambling.

Perceived Changes in Community *Cost of Living*



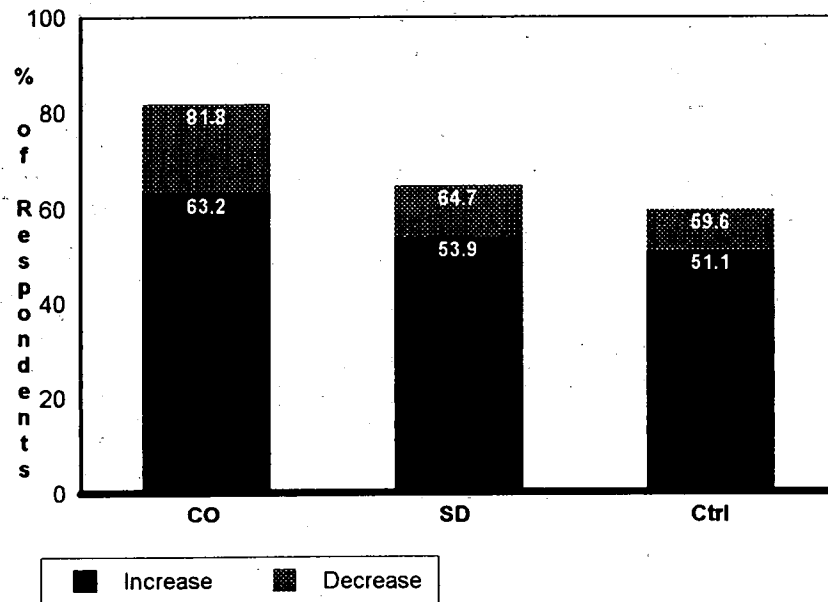
In each gambling community, over 91% of the change in the cost of living was attributed to gambling.

Perceived Changes in Community *Quality of Public Services*



In each gambling community, over 79% of the change in the quality of public services was attributed to gambling.

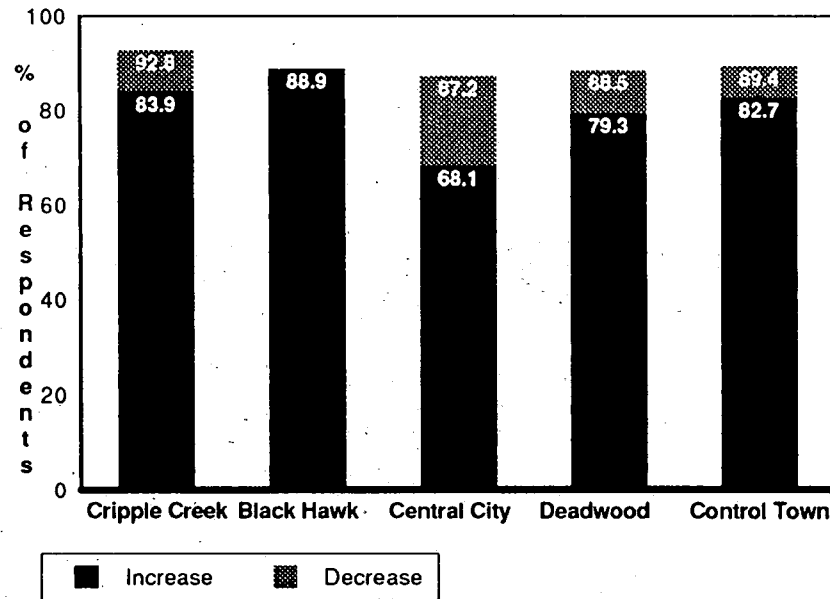
Perceived Changes in Community *Quality of Public Services*



In each gambling community, over 79% of the change in the quality of public services was attributed to gambling.

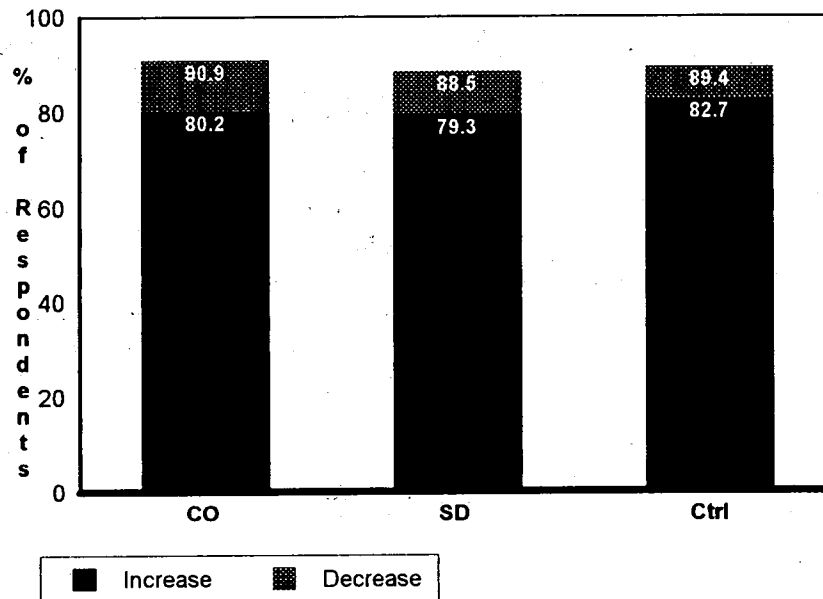
Perceived Changes in Community

Amount of Local Sales Taxes Collected



In each gambling community, over 91% of the change in the amount of local sales taxes collected was attributed to gambling.

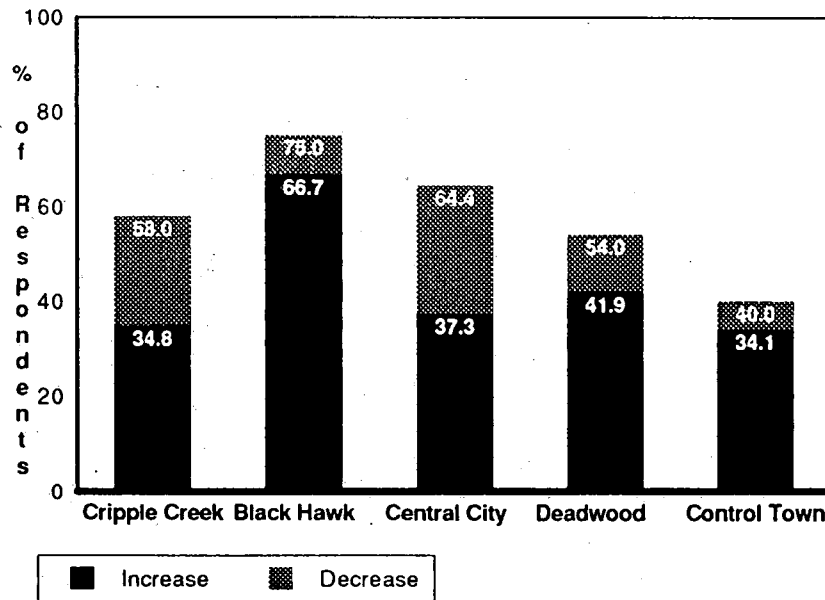
Perceived Changes in Community *Amount of Local Sales Taxes Collected*



In each gambling community, over 91% of the change in the amount of local sales taxes collected was attributed to gambling.

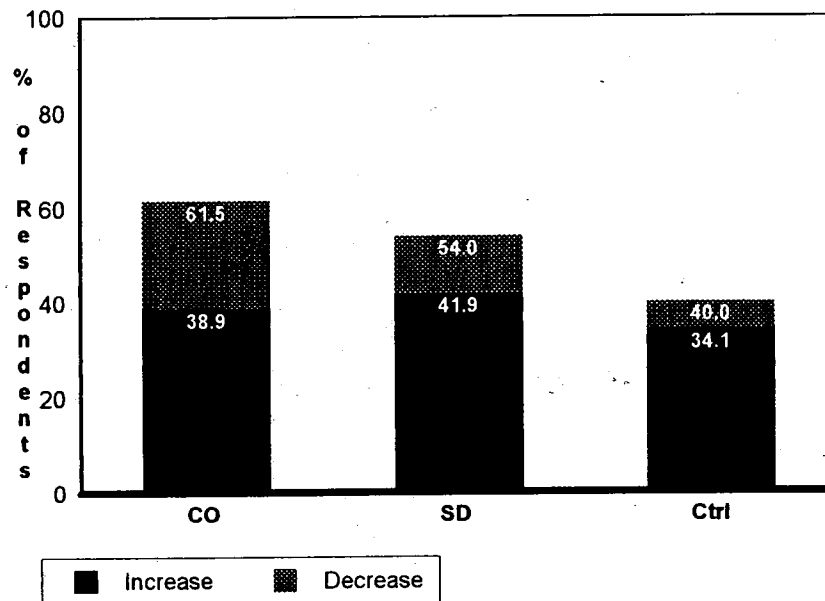
Perceived Changes in Community

Opportunities to Learn About Other People



In each gambling community, over 72% of the change in opportunities to learn about other people was attributed to gambling.

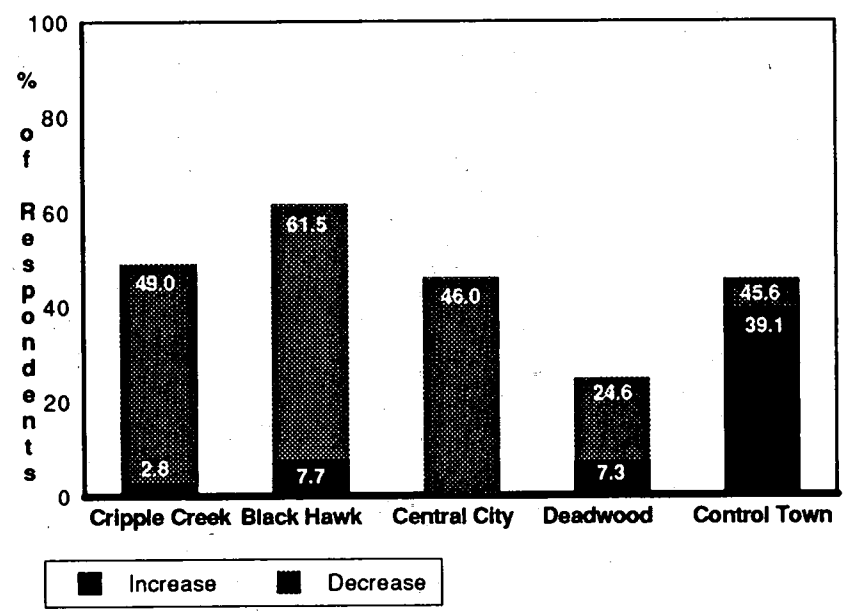
Perceived Changes in Community *Opportunities to Learn About Other People*



In each gambling community, over 72% of the change in opportunities to learn about other people was attributed to gambling.

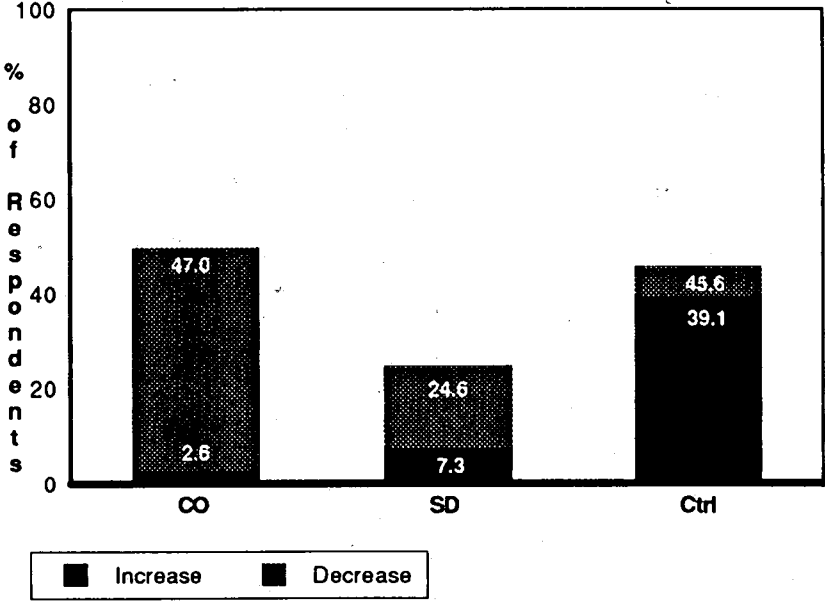
Perceived Changes in Community

Condition of the Wildlife



In each gambling community, over 34% of the change in the condition of the wildlife in the area was attributed to gambling.

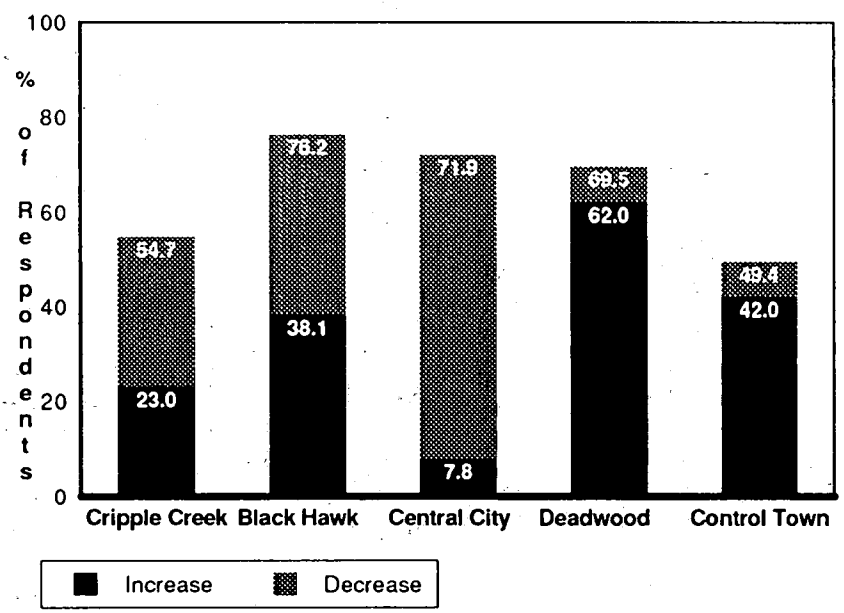
Perceived Changes in Community 
Condition of the Wildlife



In each gambling community, over 34% of the change in the condition of the wildlife in the area was attributed to gambling.

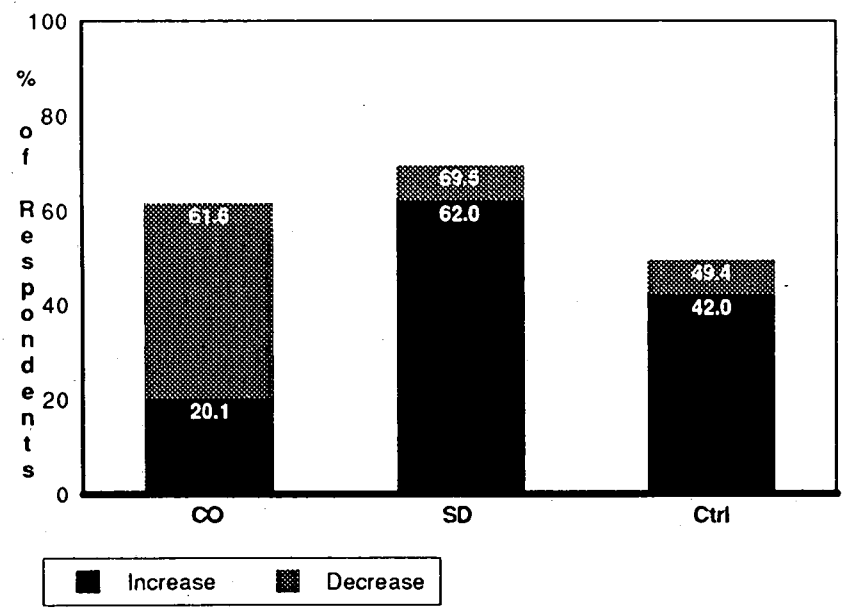
Perceived Changes in Community

Demand for Historic Activities



In each gambling community, over 73% of the change in the demand for historic activities was attributed to gambling.

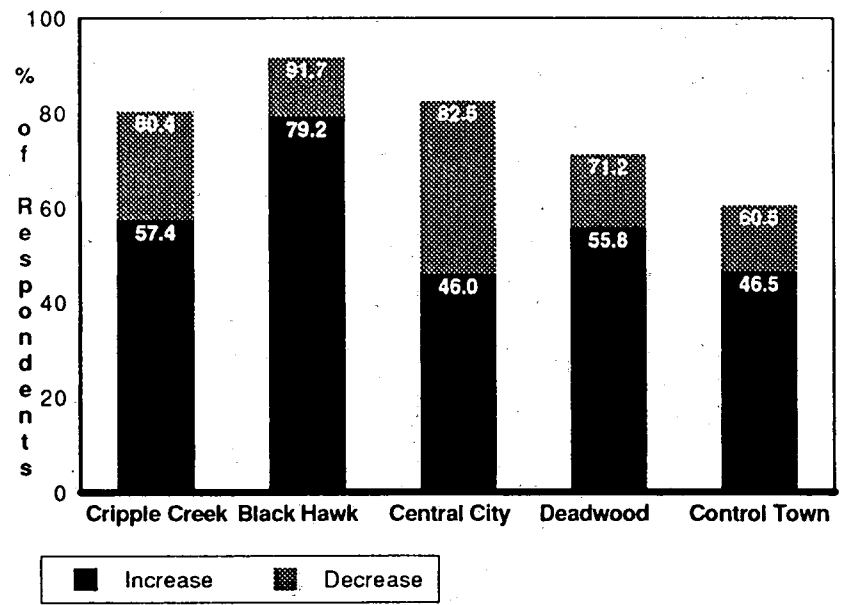
Perceived Changes in Community Demand for Historic Activities



In each gambling community, over 78% of the change in the demand for historic activities was attributed to gambling.

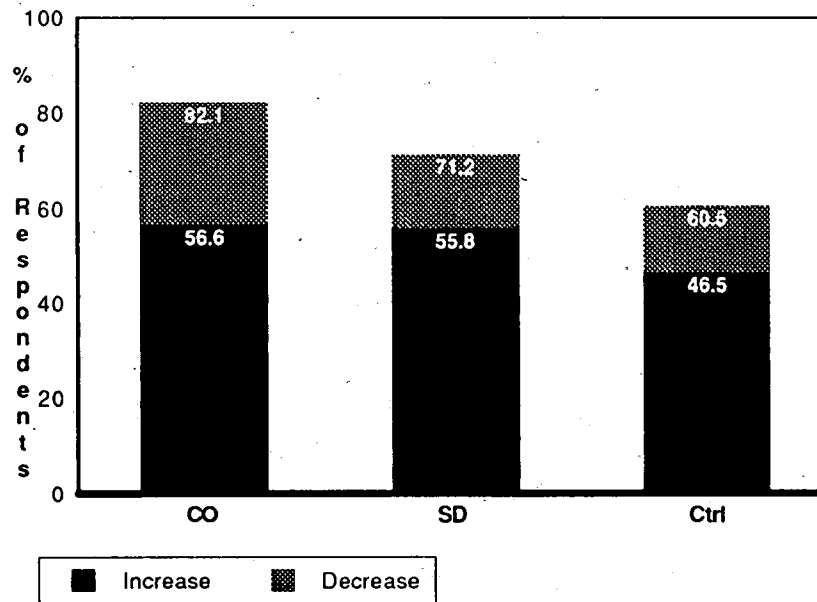
Perceived Changes in Community

Ability for Public Services to Meet Demand



In each gambling community, over 85% of the change in the ability for public services to meet demand was attributed to gambling.

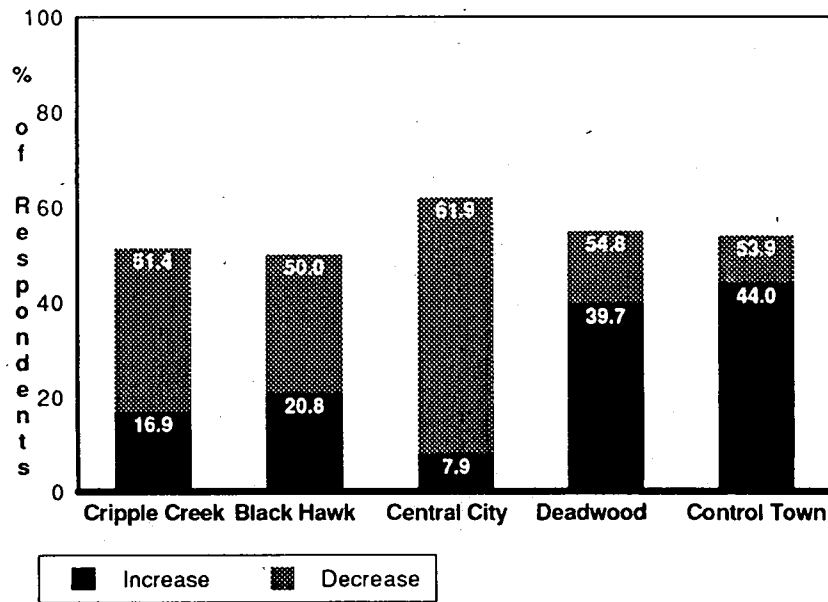
Perceived Changes in Community Ability for Public Services to Meet Demand



In each gambling community, over 85% of the change in the ability for public services to meet demand was attributed to gambling.

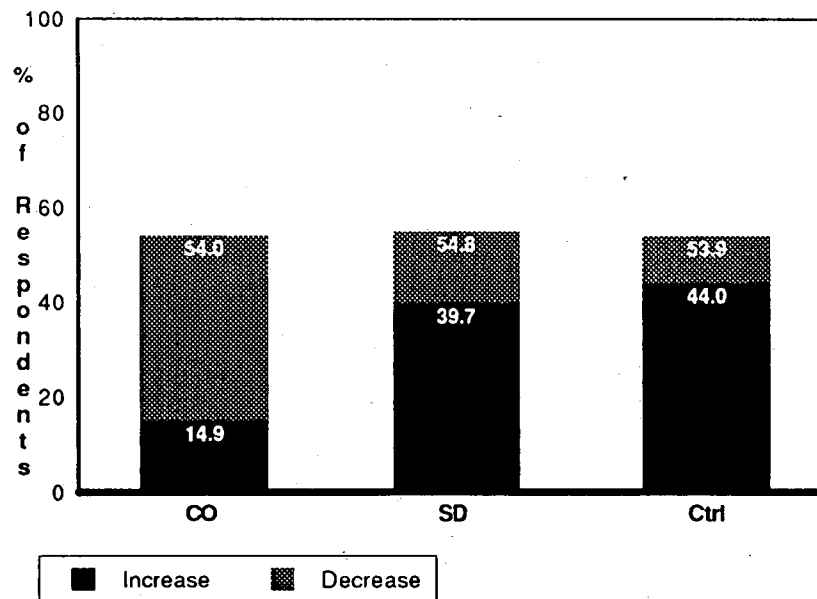
Perceived Changes in Community

Variety of Cultural Facilities and Activities



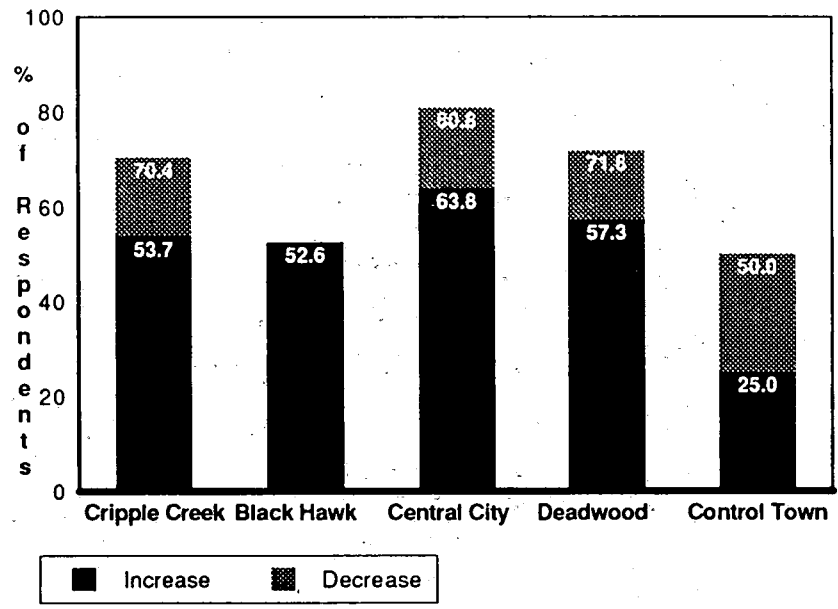
In each gambling community, over 70% of the change in variety of cultural facilities and activities was attributed to gambling.

Perceived Changes in Community *Variety of Cultural Facilities and Activities*



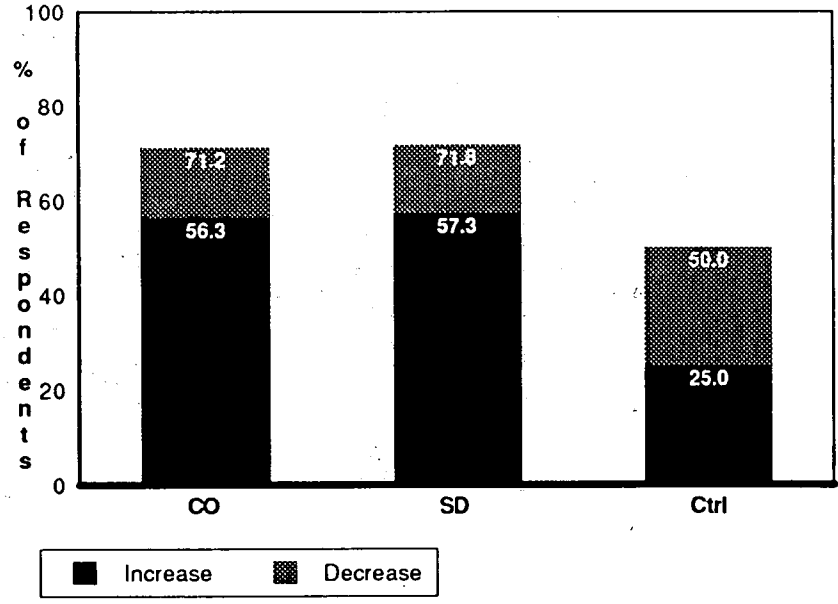
In each gambling community, over 74% of the change in variety of cultural facilities and activities was attributed to gambling.

Perceived Changes in Community
Financial Resources of Service Agencies



In each gambling community, over 84% of the change in financial resources of service agencies was attributed to gambling.

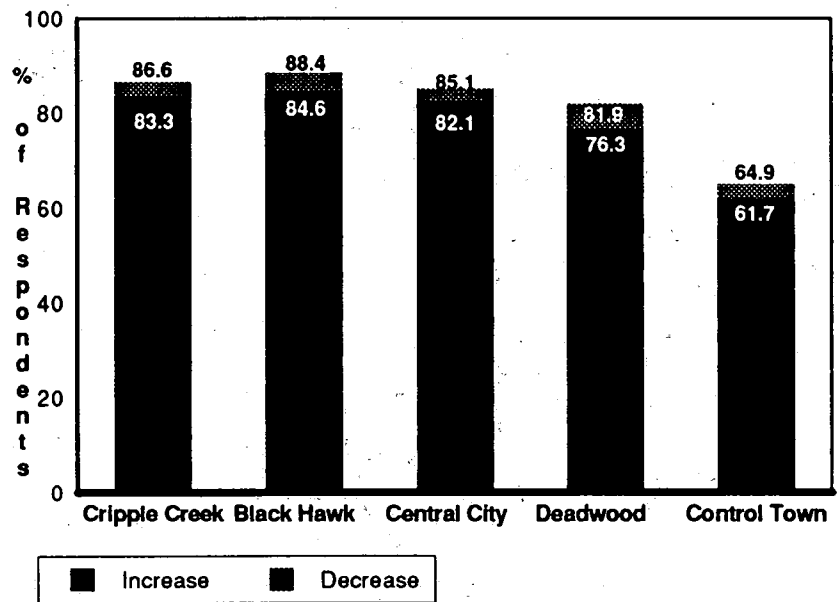
Perceived Changes in Community *Financial Resources of Service Agencies*



In each gambling community, over 86% of the change in financial resources of service agencies was attributed to gambling.

Perceived Changes in Community

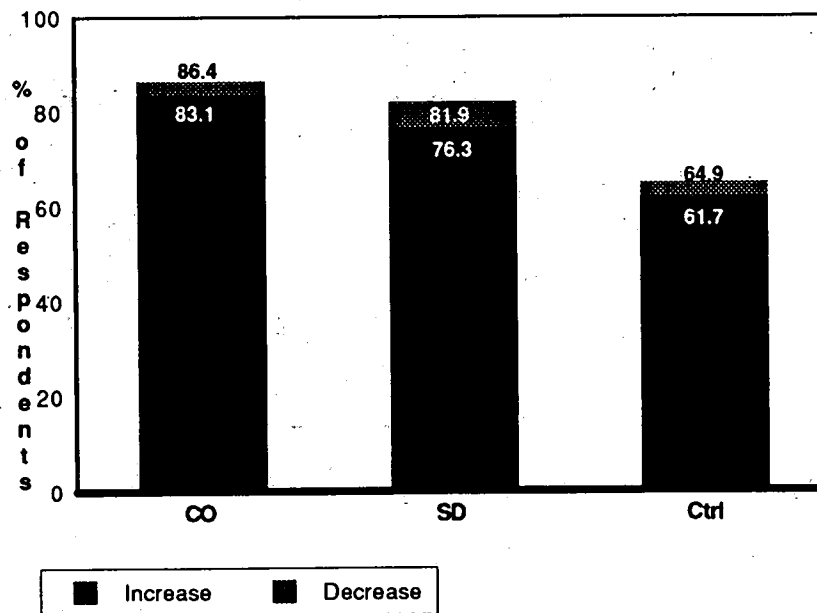
Crowds Affecting Enjoyment of Public Areas



In each gambling community, over 90% of the change in crowds affecting enjoyment of public areas was attributed to gambling.

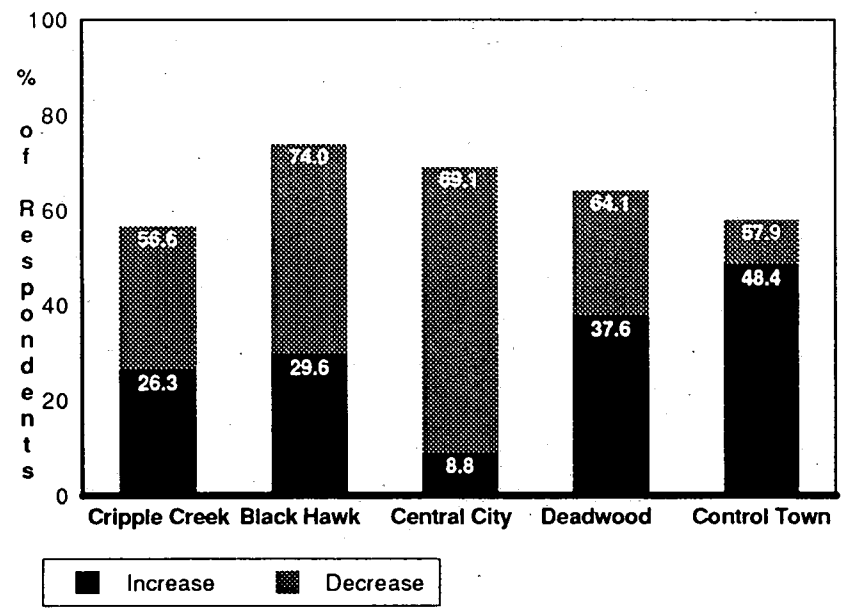
Perceived Changes in Community

Crowds Affecting Enjoyment of Public Areas



In each gambling community, over 90% of the change in crowds affecting enjoyment of public areas was attributed to gambling.

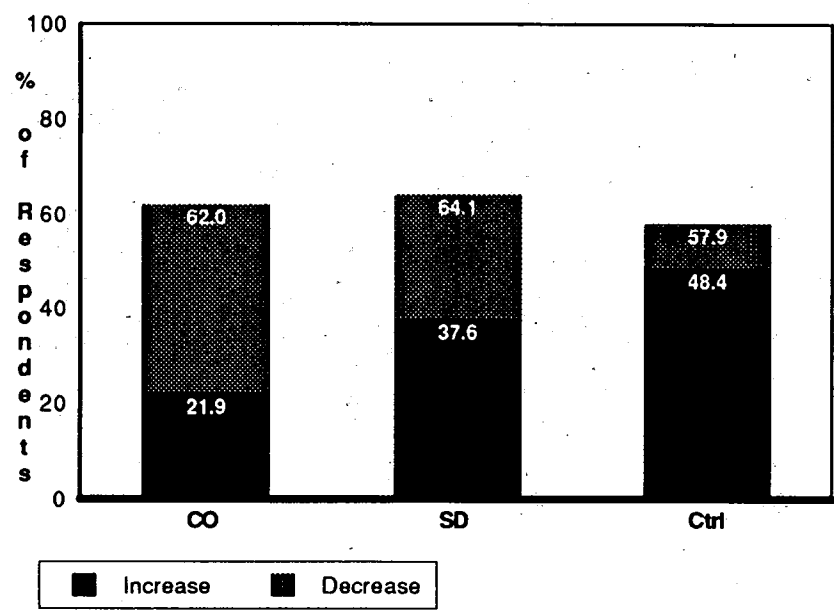
Perceived Changes in Community Quality of Recreational Opportunities



In each gambling community, over 78% of the change in the quality of recreational opportunities for residents was attributed to gambling.

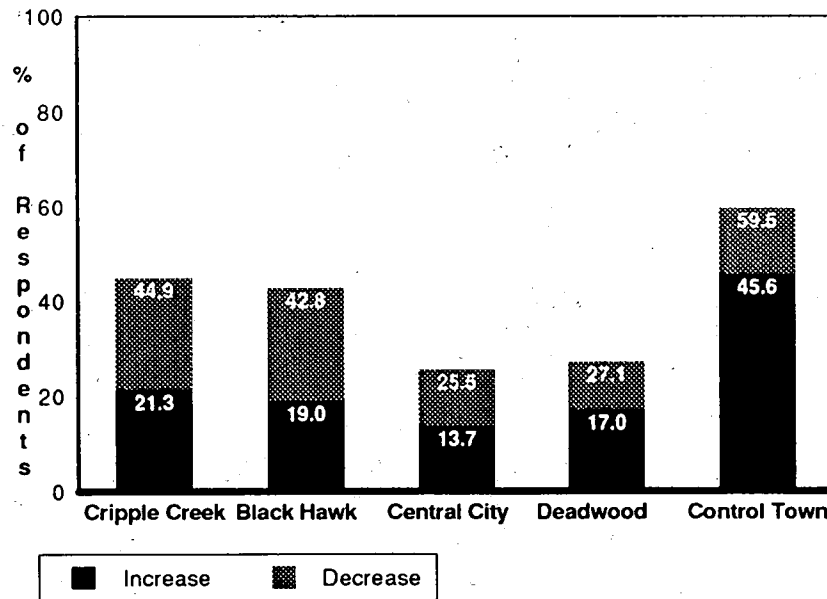
Perceived Changes in Community

Quality of Recreational Opportunities



In each gambling community, over 78% of the change in the quality of recreational opportunities for residents was attributed to gambling.

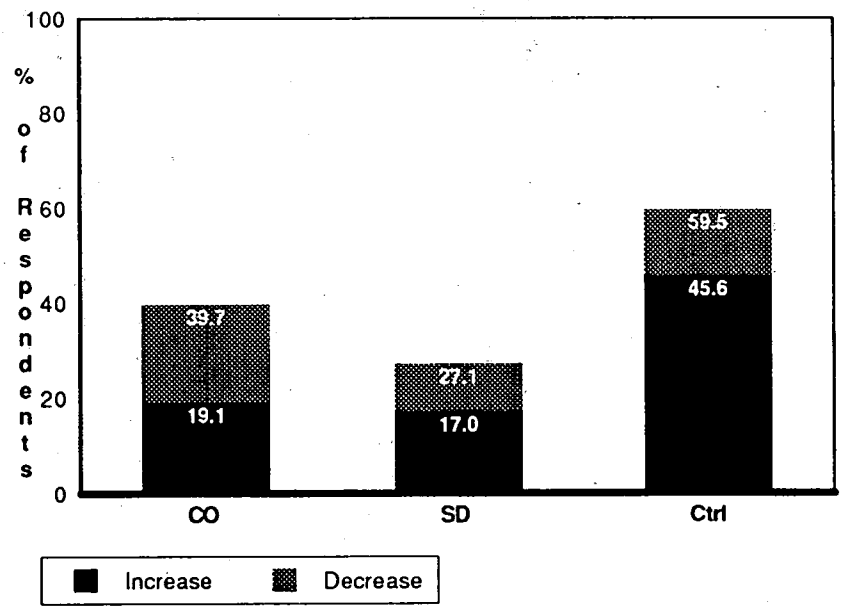
Perceived Changes in Community *Quality of Education Programs*



In each gambling community, over 43% of the change in the quality of educational programs was attributed to gambling.

Perceived Changes in Community

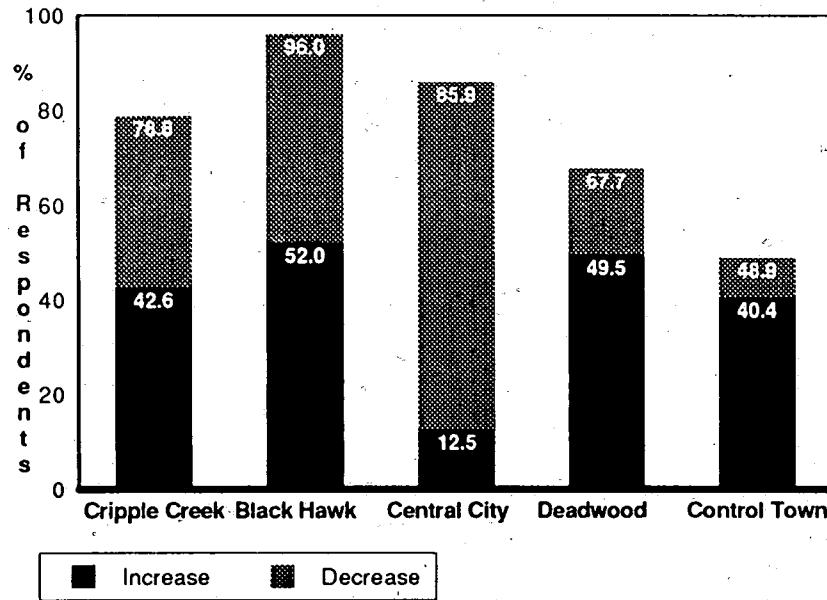
Quality of Education Programs



In each gambling community, over 43% of the change in the quality of educational programs was attributed to gambling.

Perceived Changes in Community

Physical Environment

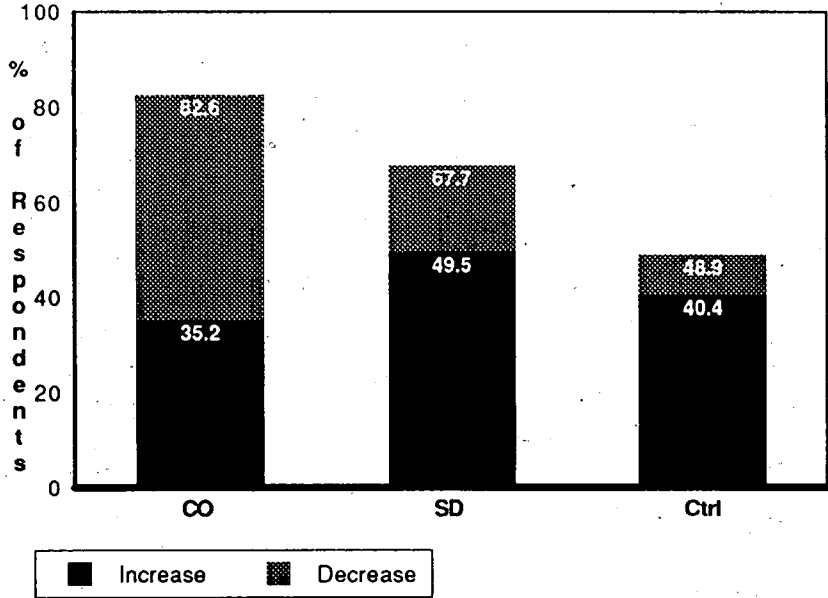


In each gambling community, over 79% of the change in the physical environment was attributed to gambling.

Perceived Changes in Community



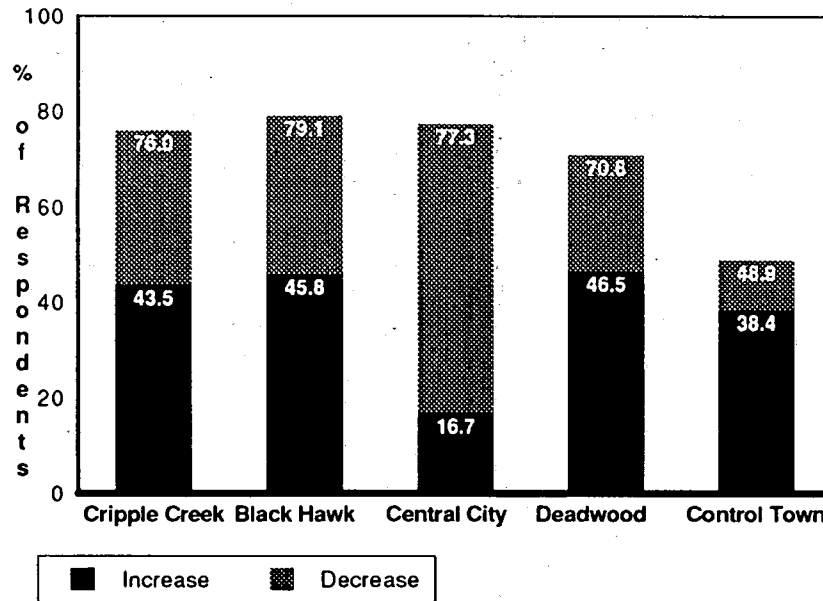
Physical Environment



In each gambling community, over 79% of the change in the physical environment was attributed to gambling.

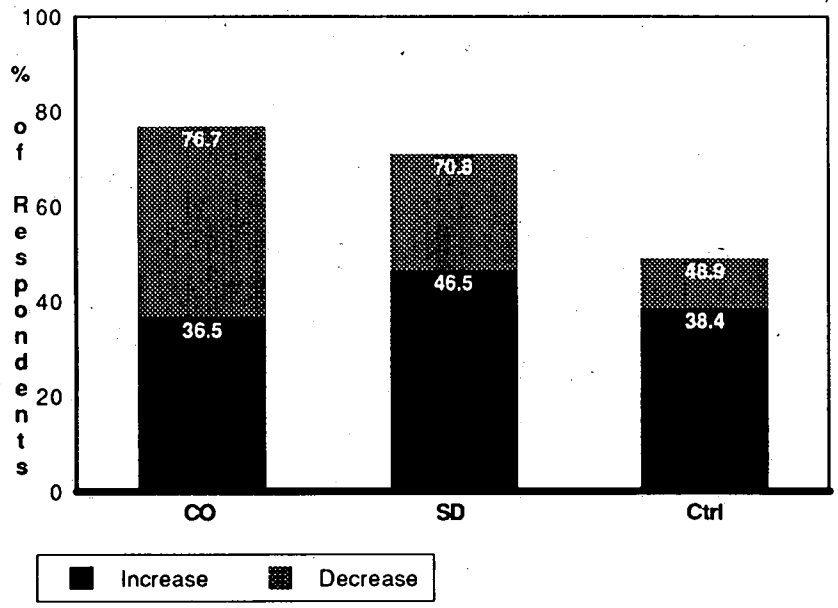
Perceived Changes in Community

Variety of Social Opportunities



In each gambling community, over 85% of the change in variety of social opportunities for residents was attributed to gambling.

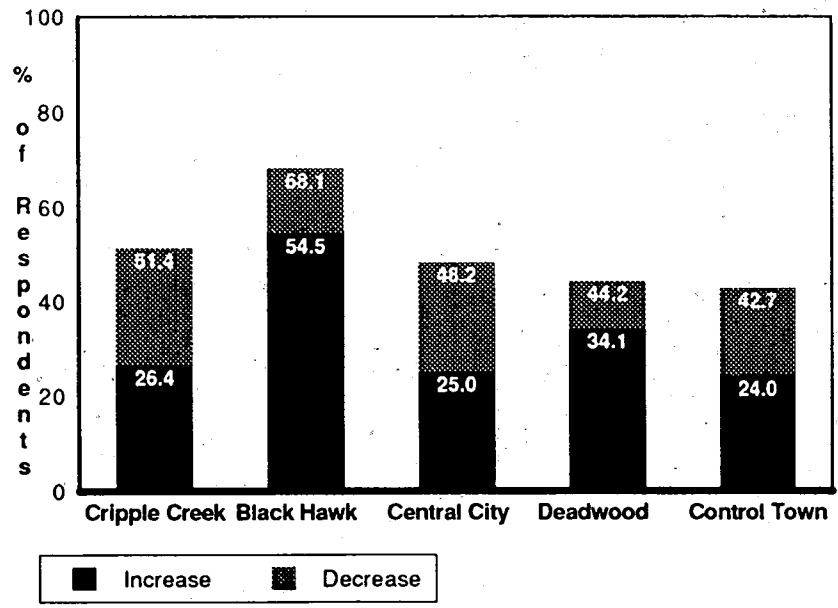
Perceived Changes in Community *Variety of Social Opportunities*



In each gambling community, over 85% of the change in variety of social opportunities for residents was attributed to gambling.

Perceived Changes in Community

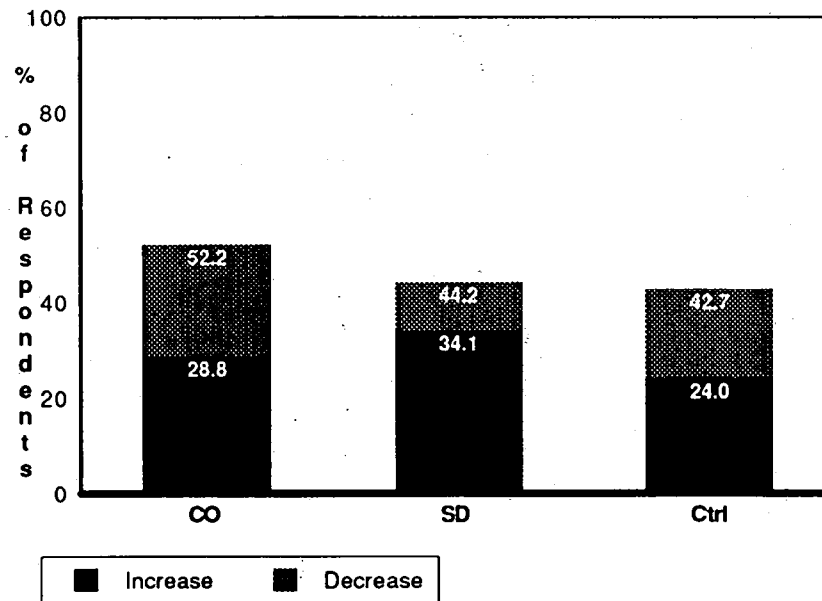
Understanding of Different People



In each gambling community, over 67% of the change in resident understanding of different people and cultures was attributed to gambling.

Perceived Changes in Community

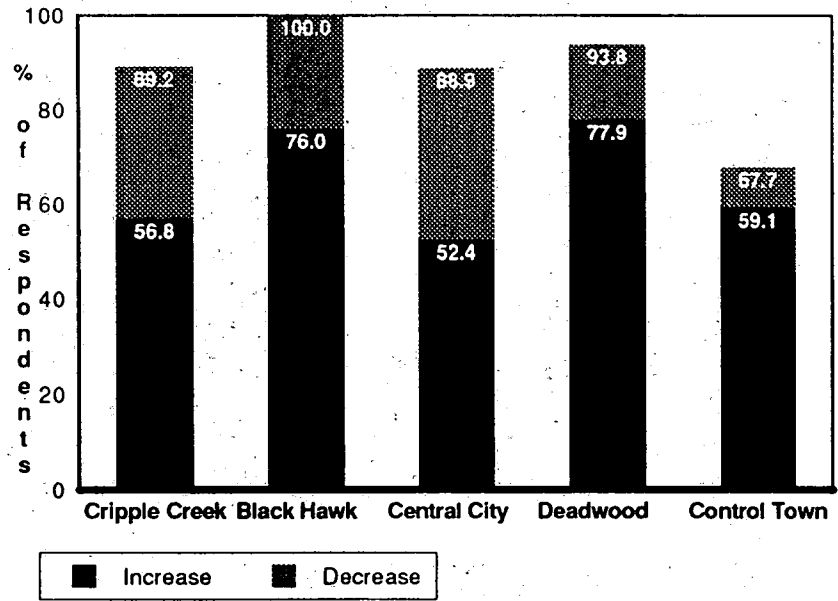
Understanding of Different People



In each gambling community, over 67% of the change in resident understanding of different people and cultures was attributed to gambling.

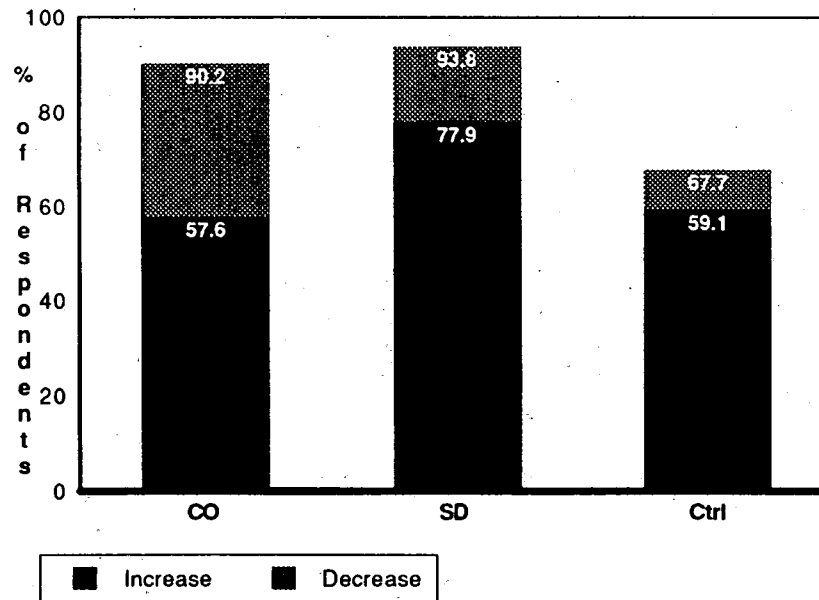
Perceived Changes in Community

Life and Vitality of the Town



In each gambling community, over 96% of the change in the life and vitality of the town was attributed to gambling.

Perceived Changes in Community *Life and Vitality of the Town*

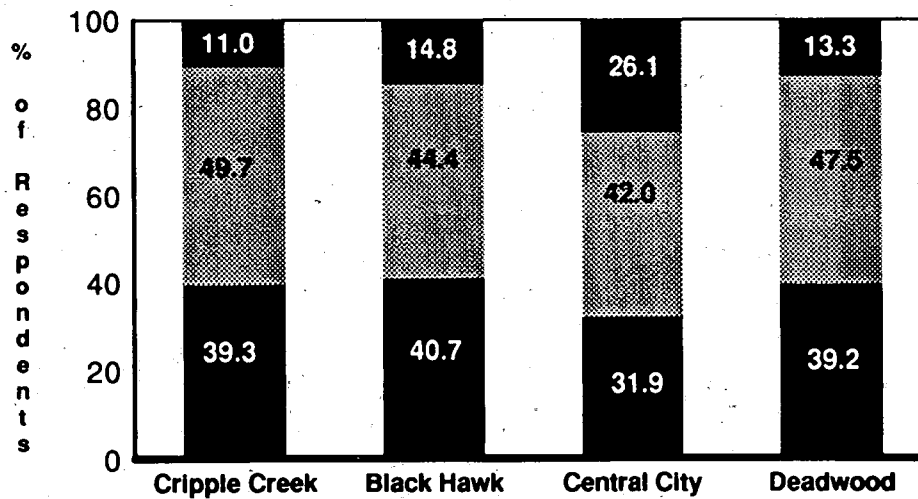


In each gambling community, over 97% of the change in the life and vitality of the town was attributed to gambling.

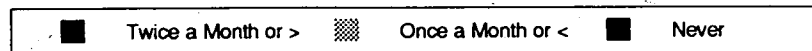
Resident Contact with Gambling



Resident Gambling at Local Establishments



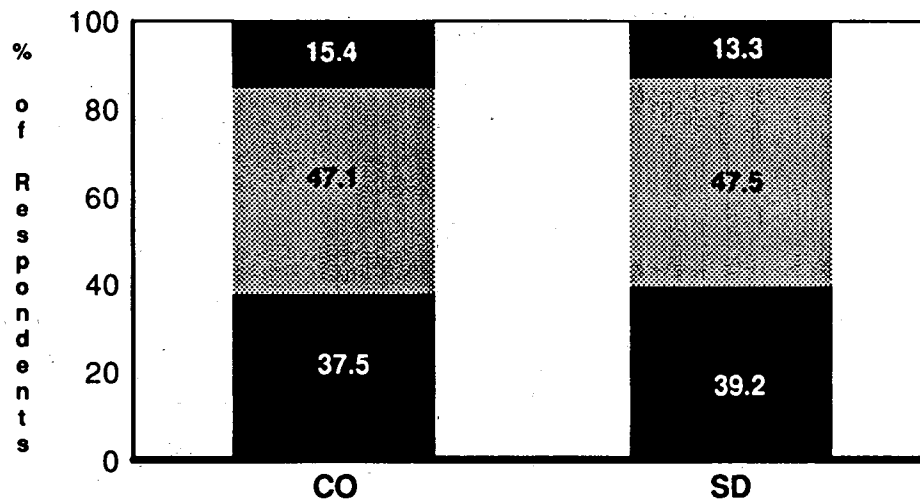
* Total of 657 respondents.



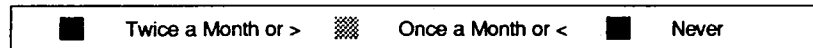
bcngamb.cch

Resident Contact with Gambling

Resident Gambling at Local Establishments

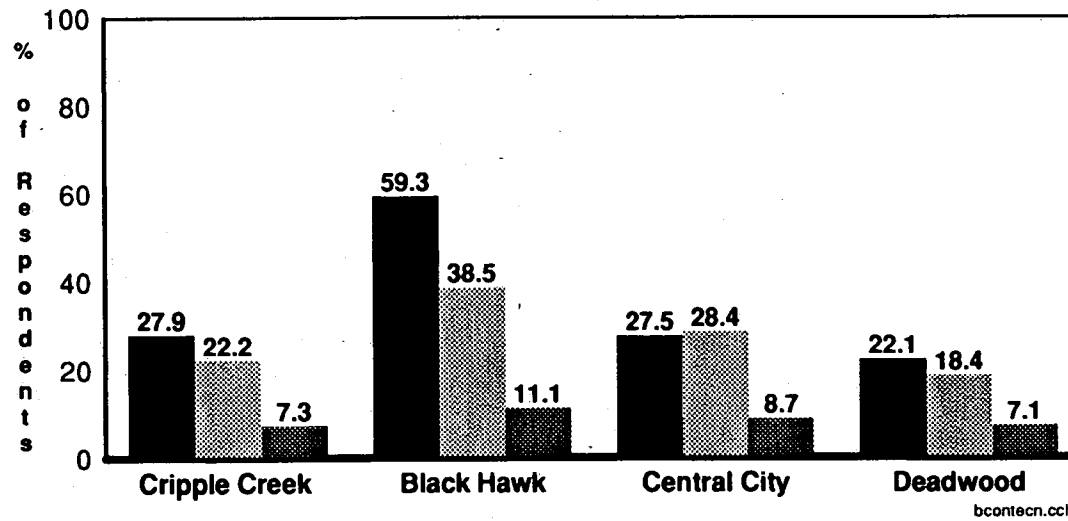


* Total of 657 respondents.






Resident Contact with Gambling

Resident Economic Involvement with Gambling



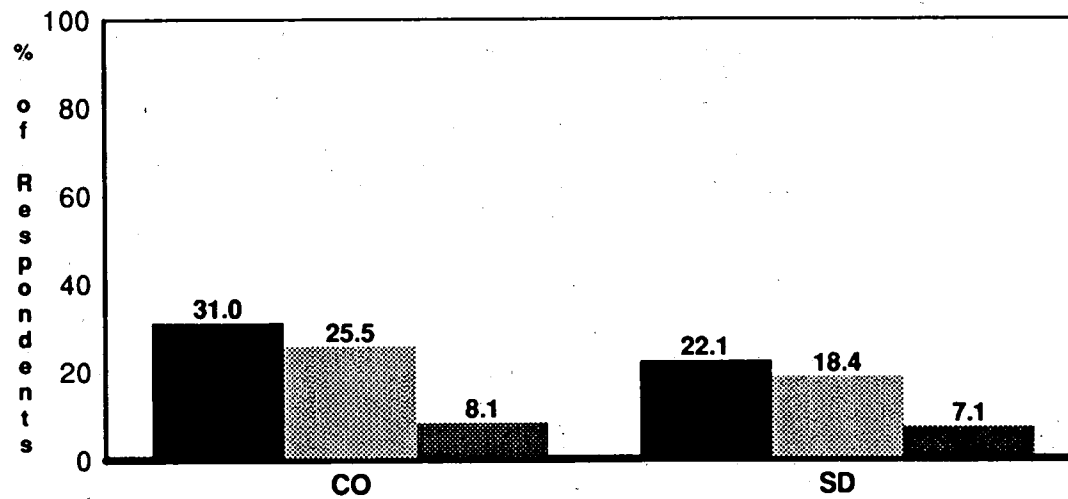
Economic Activities in Gambling Industry

	Employed
	Household Member Employed
	Investment




* *Employed* -- Total of 663 respondents.
Household Member Employed -- Total of 652 respondents.
Investment -- Total of 656 respondents.

Resident Contact with Gambling

Resident Economic Involvement with Gambling



Economic Activities in Gambling Industry

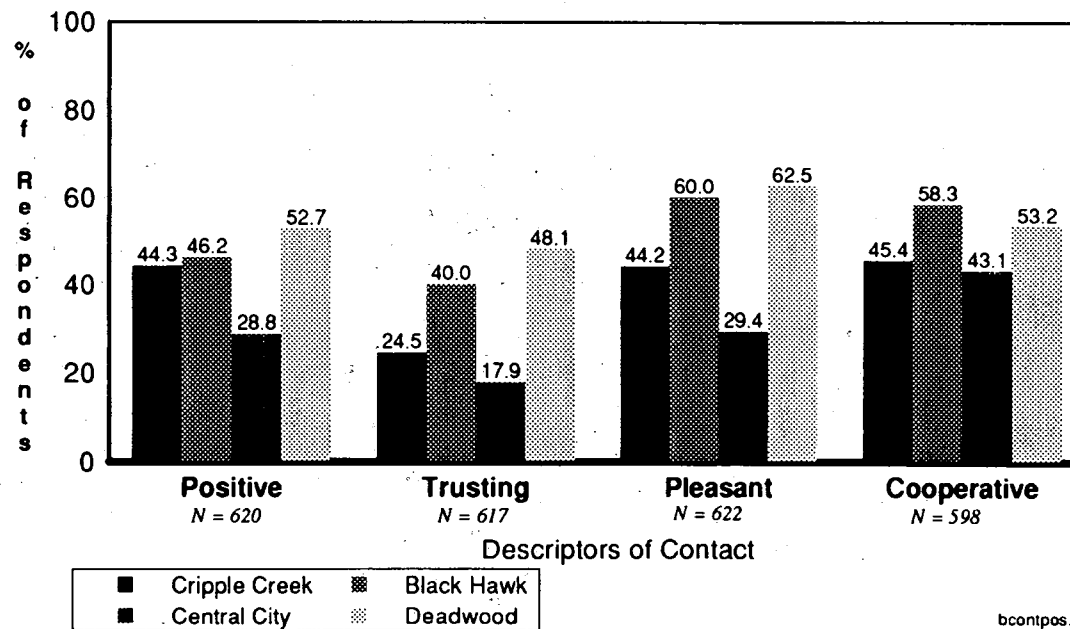
	Employed
	Household Member Employed
	Investment

bcontaec.cch

* *Employed -- Total of 663 respondents.*
Household Member Employed -- Total of 652 respondents.
Investment -- Total of 656 respondents.

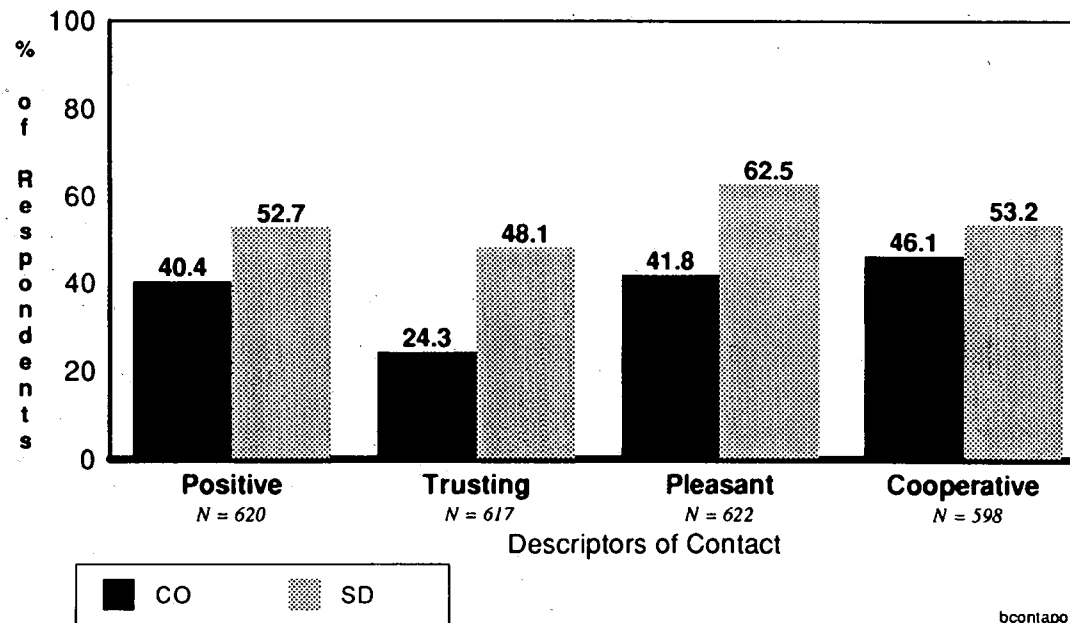
Resident Contact with Gambling

Positive Resident Experience with Gamblers



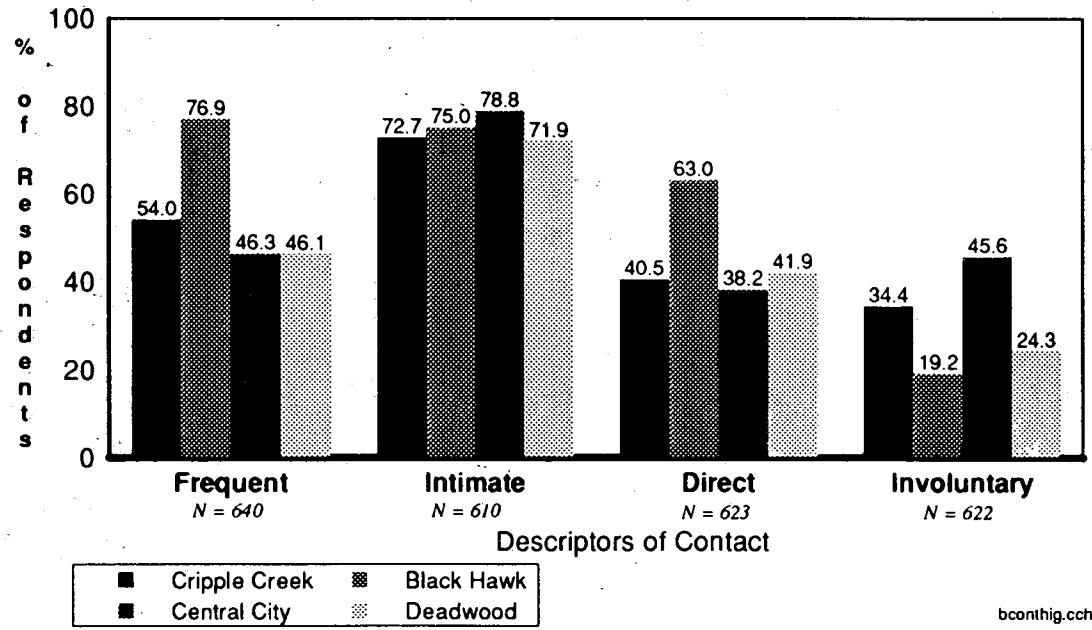
Resident Contact with Gambling

Positive Resident Experience with Gamblers



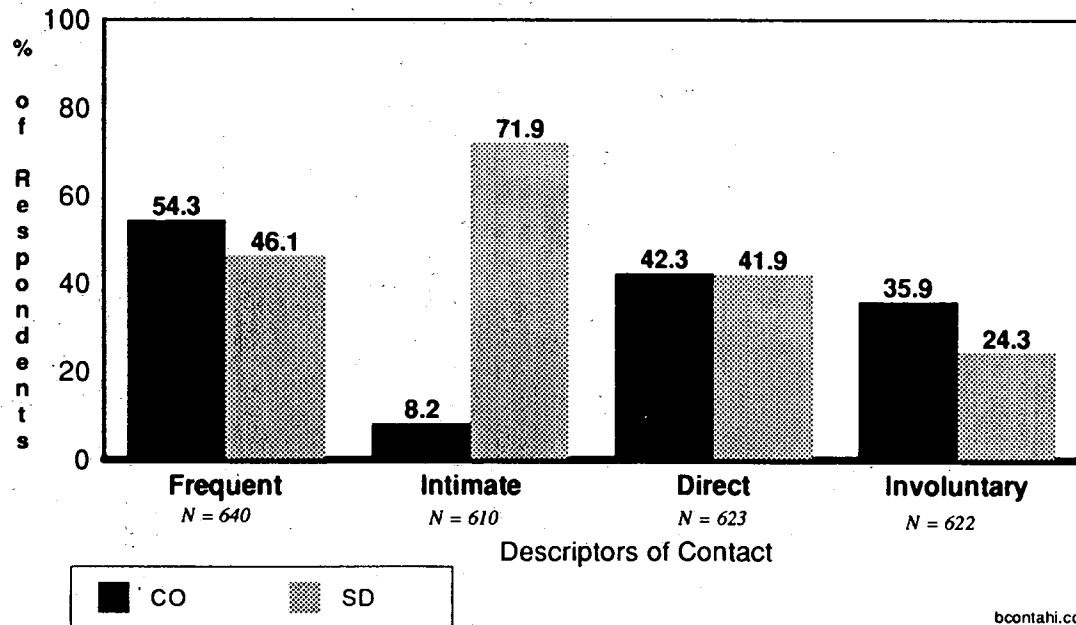
Resident Contact with Gambling

High Impact Forms of Contact with Gamblers



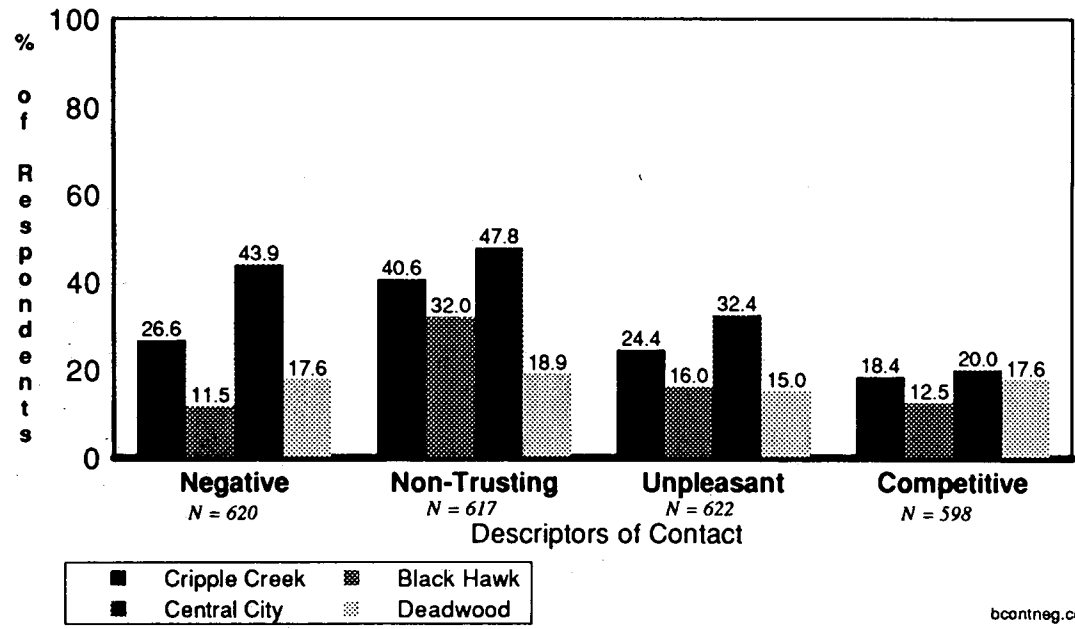
Resident Contact with Gambling

High Impact Forms of Contact with Gamblers



Resident Contact with Gambling

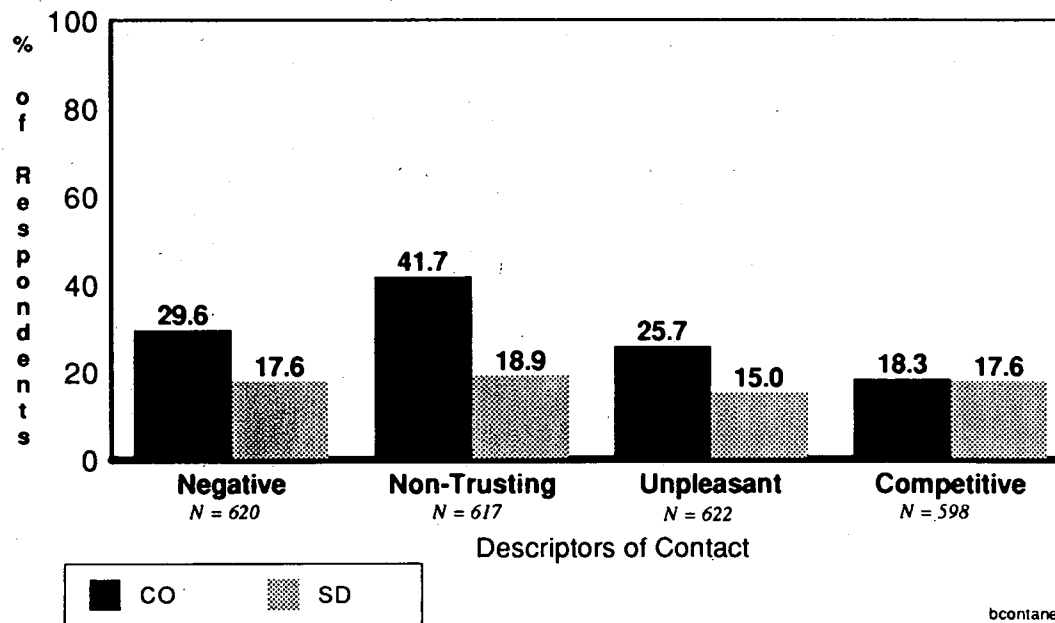
Negative Resident Experience with Gamblers



Resident Contact with Gambling

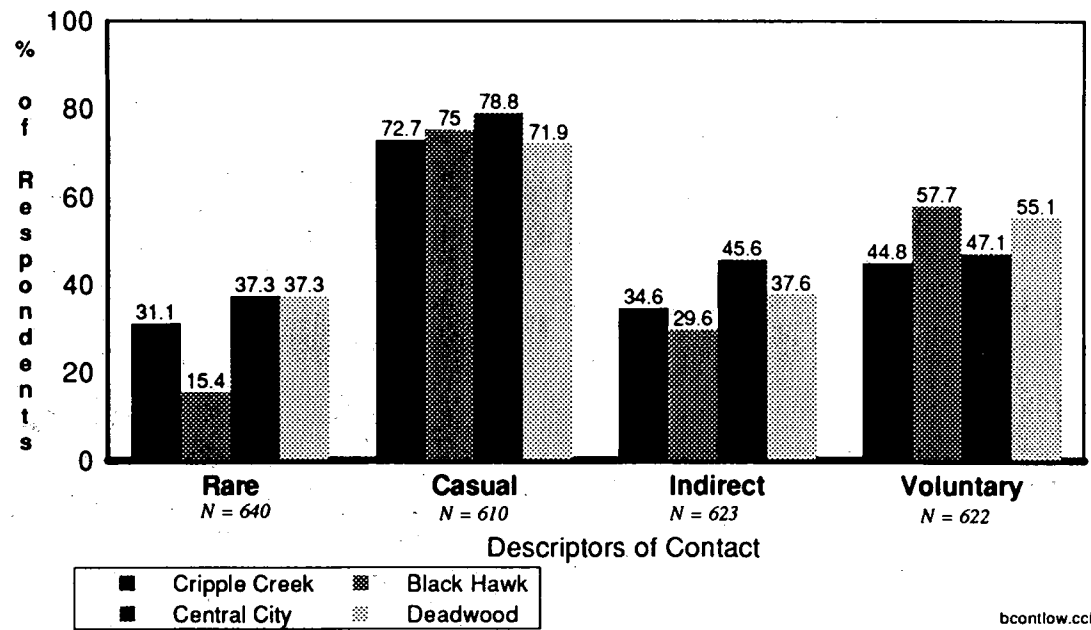


Negative Resident Experience with Gamblers



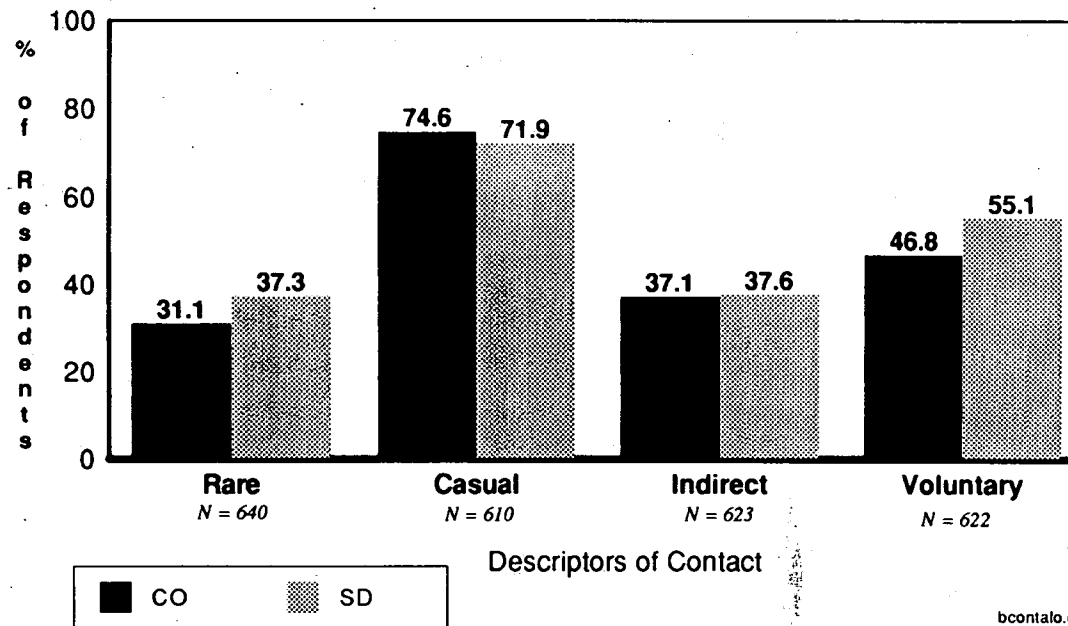
Resident Contact with Gambling

Low Impact Forms of Contact with Gamblers



Resident Contact with Gambling

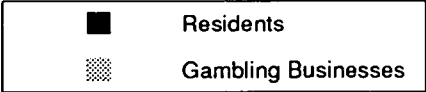
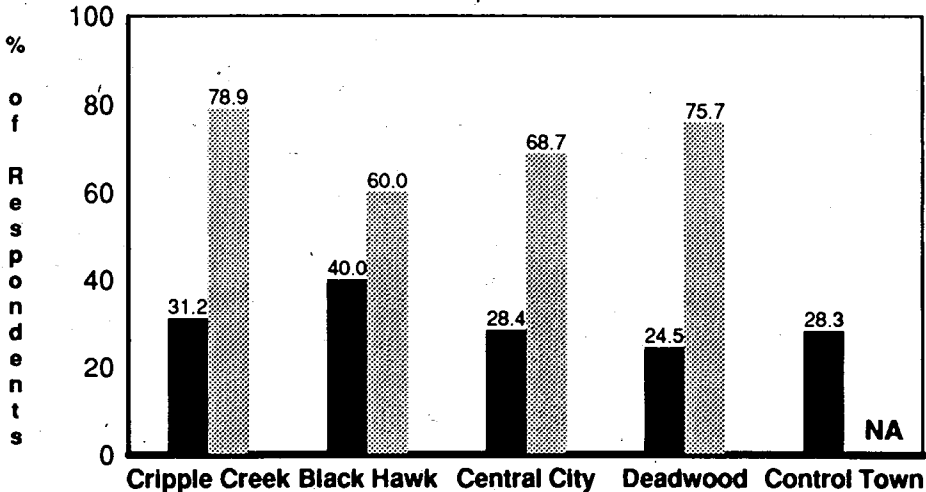
Low Impact Forms of Contact with Gamblers



Resident Perception of Political Influence



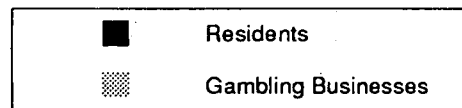
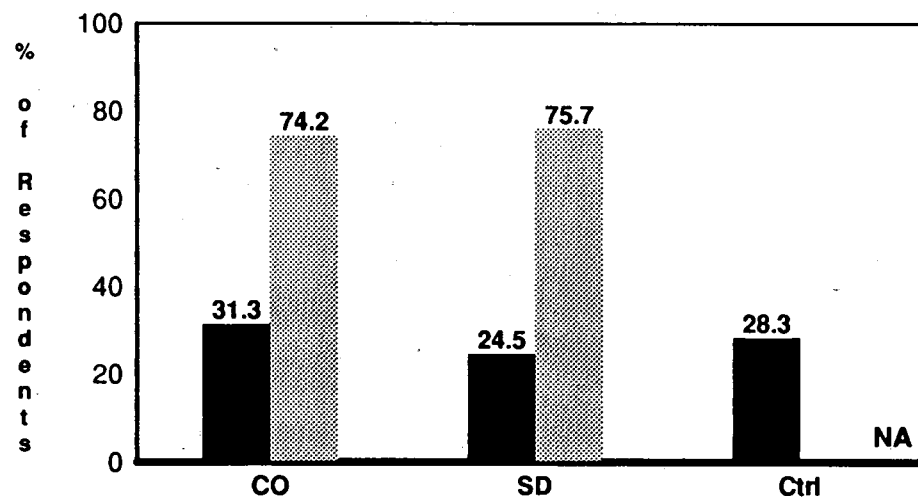
High Influence on City Decisions



* Residents Influence -- Total of 712 respondents.
 * Gambling Businesses Influence -- Total of 602 respondents.

Resident Perception of Political Influence

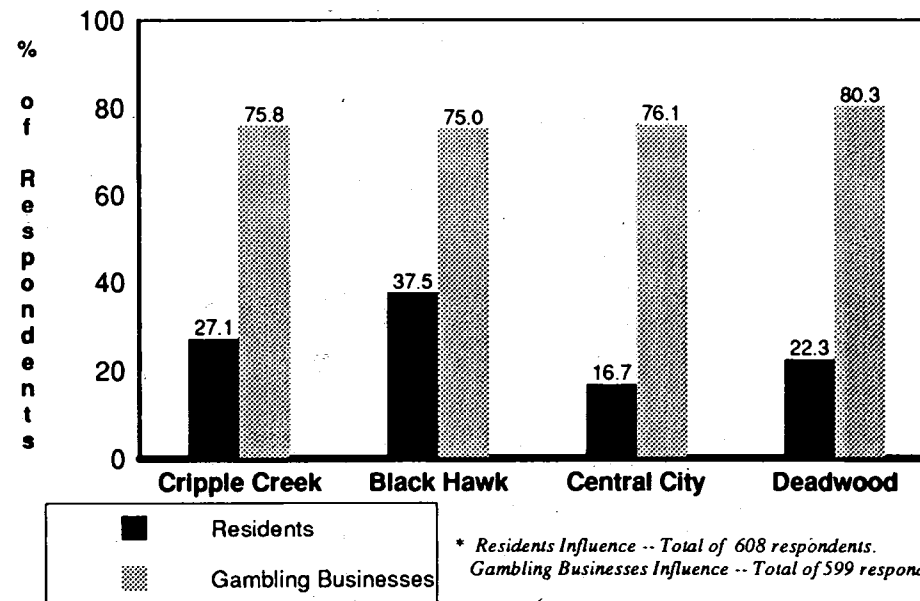
High Influence on City Decisions



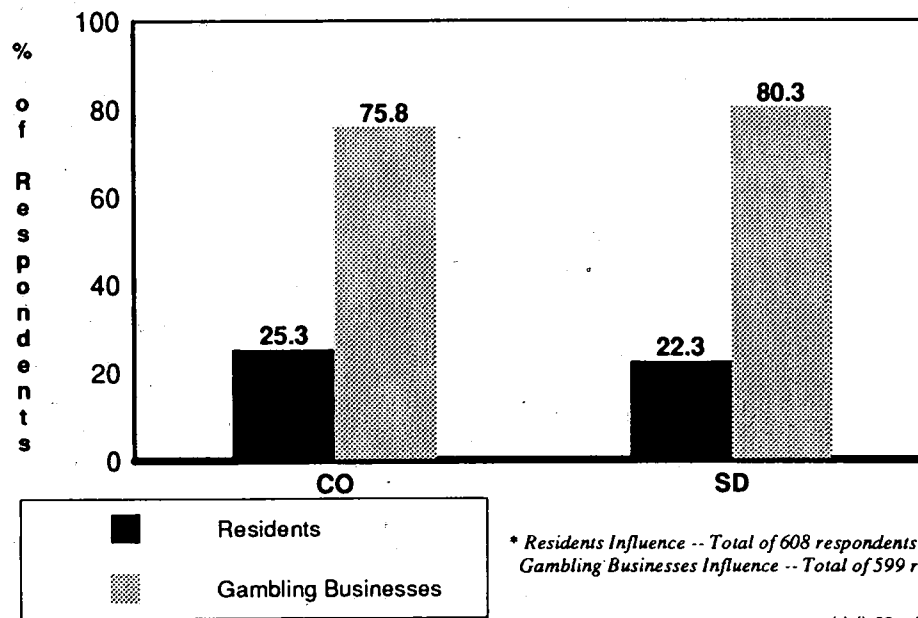
* Residents Influence -- Total of 712 respondents.
 Gambling Businesses Influence -- Total of 602 respondents.

Resident Perception of Political Influence

High Influence on City Decisions Affecting Gambling

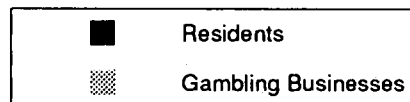
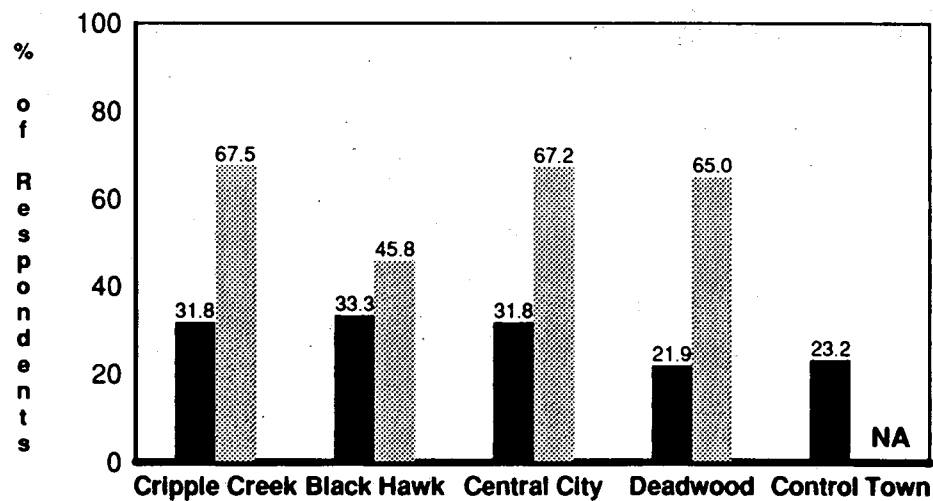


Resident Perception of Political Influence *High Influence on City Decisions Affecting Gambling*



Resident Perception of Political Influence

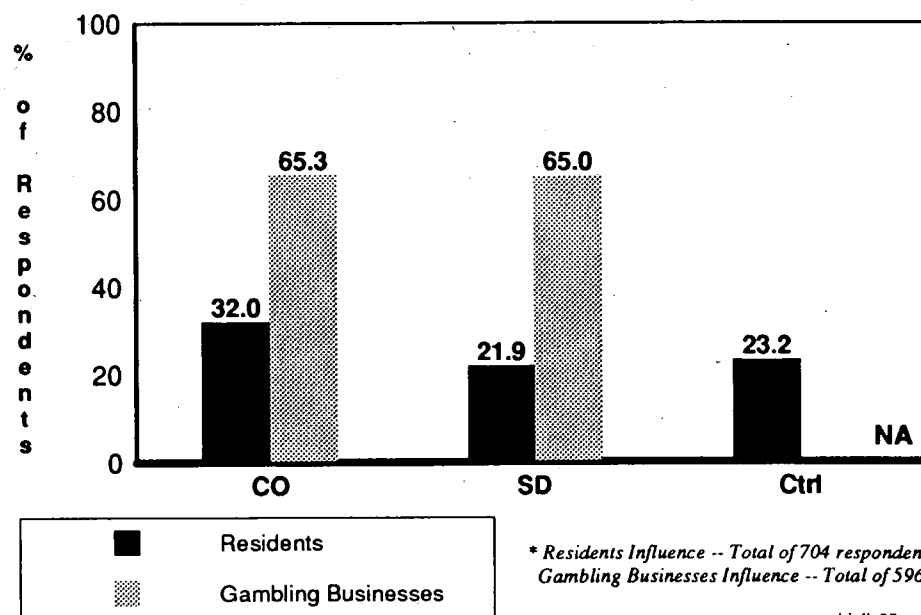
High Influence on City Budget Decisions



* Residents Influence -- Total of 704 respondents.
 * Gambling Businesses Influence -- Total of 596 respondents.

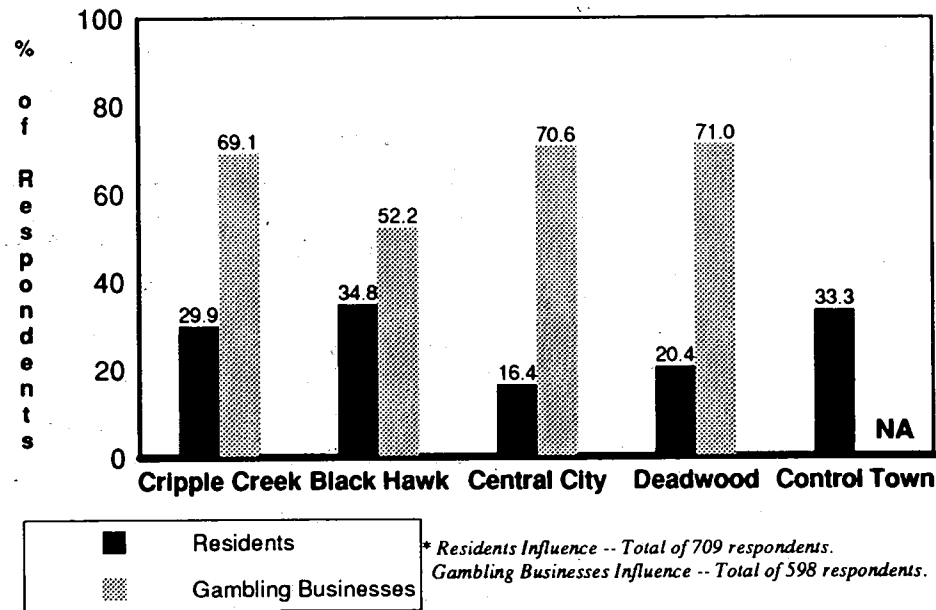
Resident Perception of Political Influence

High Influence on City Budget Decisions

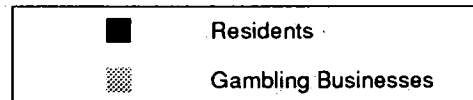
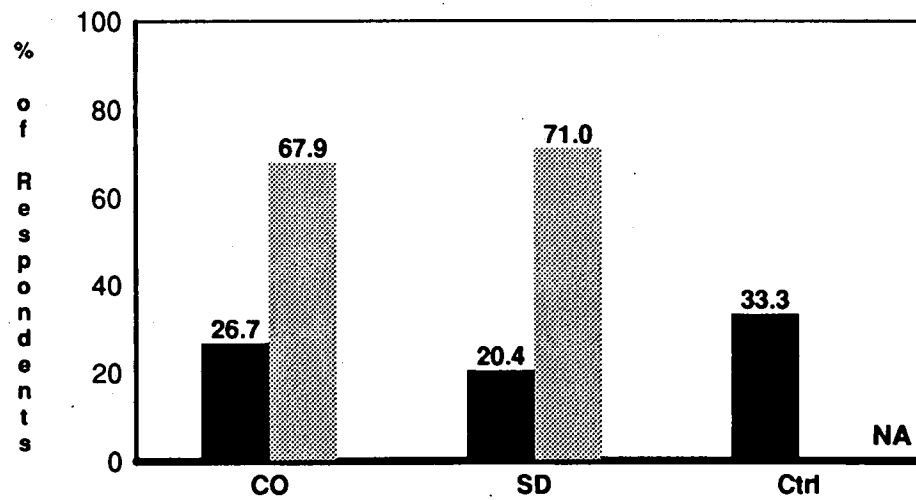


Resident Perception of Political Influence

High Influence on City Decisions on Public Facilities

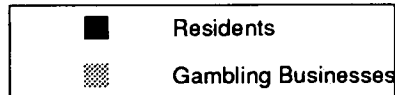
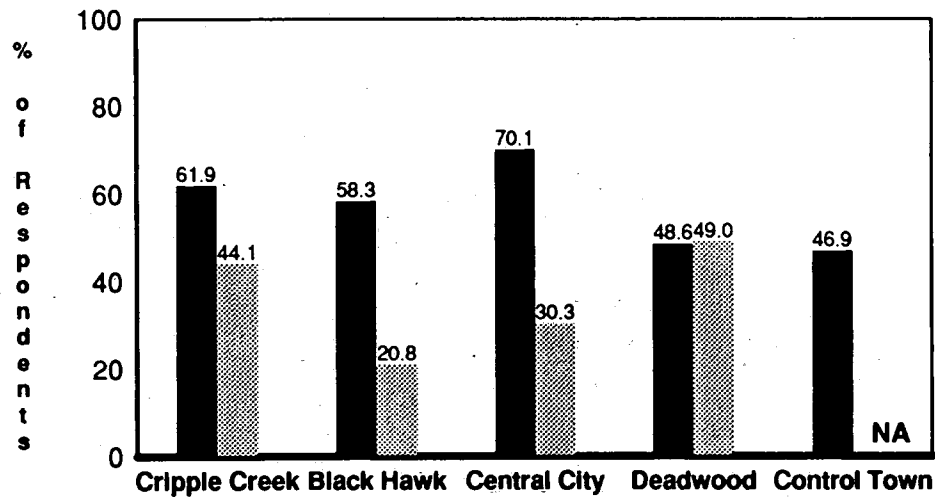


Resident Perception of Political Influence
High Influence on City Decisions on Public Facilities



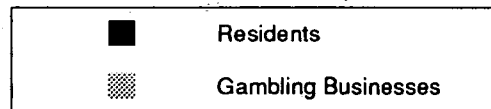
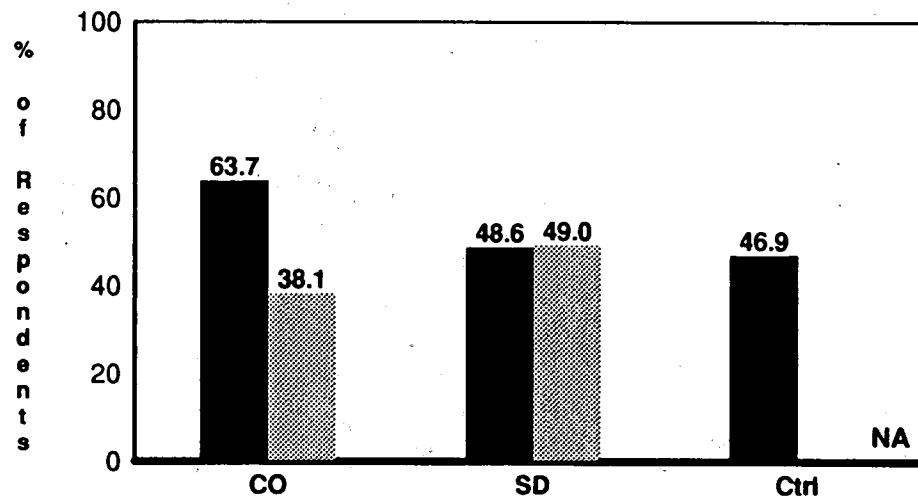
* Residents Influence -- Total of 709 respondents.
 Gambling Businesses Influence -- Total of 598 respondents.

Resident Perception of Political Influence High Influence on City Commission Elections



* Residents Influence -- Total of 703 respondents.
 Gambling Businesses Influence -- Total of 589 respondents.

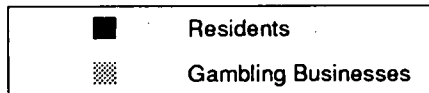
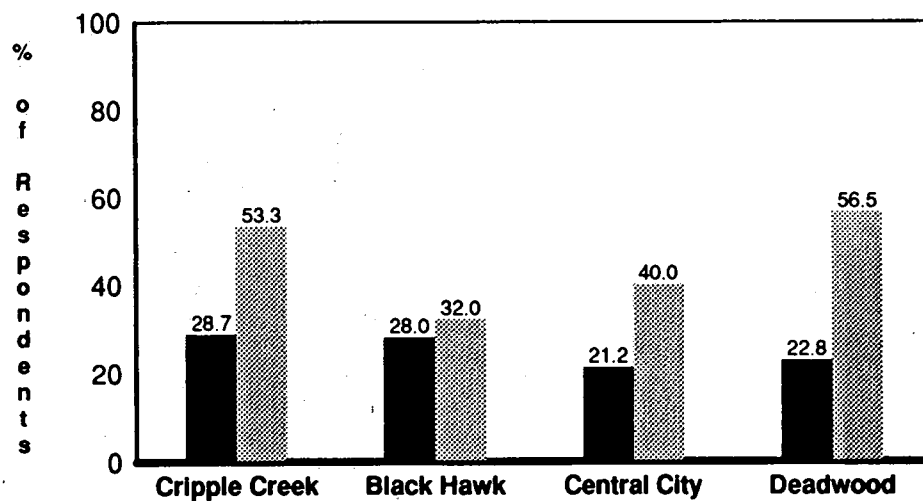
Resident Perception of Political Influence
High Influence on City Commission Elections



* Residents Influence -- Total of 703 respondents.
 Gambling Businesses Influence -- Total of 589 respondents.

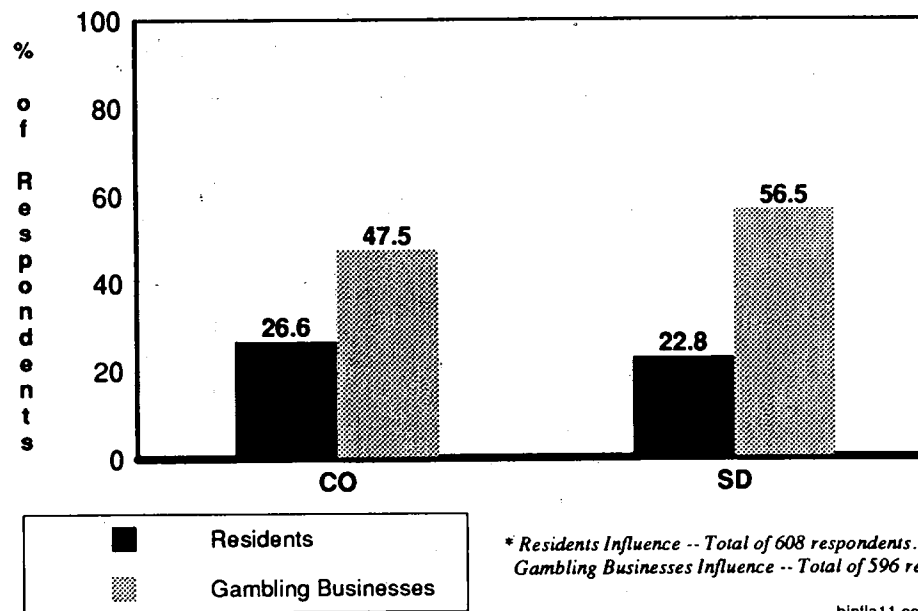
Resident Perception of Political Influence

High Influence on City Allocation of Gambling Revenues

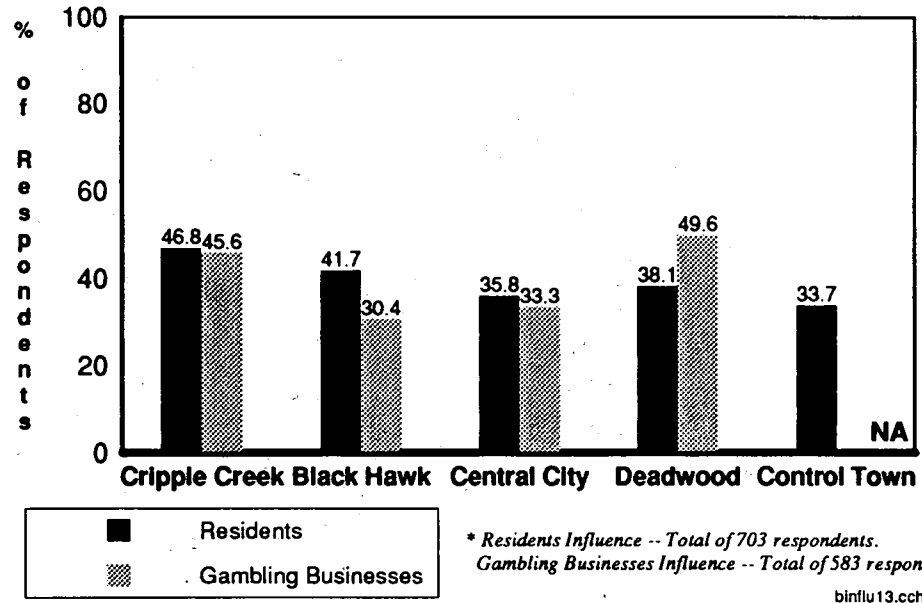


* Residents Influence -- Total of 608 respondents.
 Gambling Businesses Influence -- Total of 596 respondents.

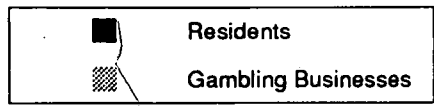
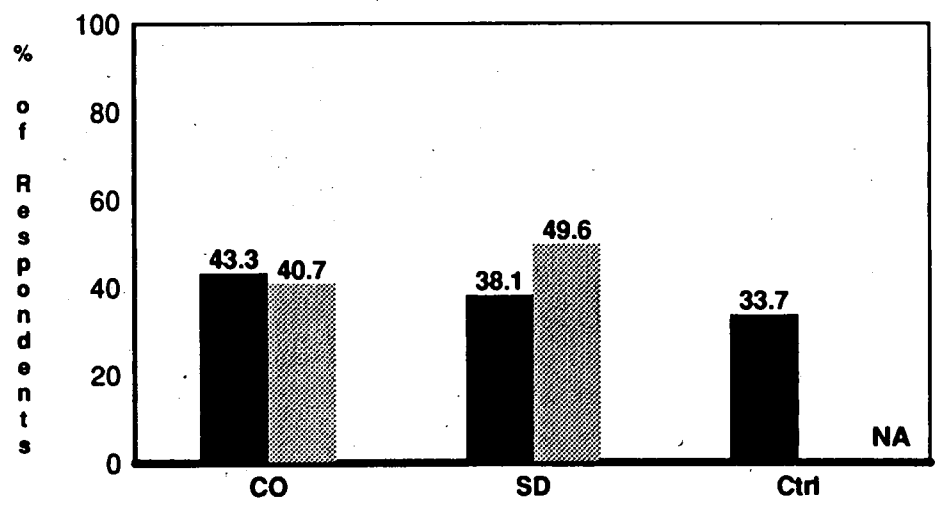
Resident Perception of Political Influence *High Influence on City Allocation of Gambling Revenues*



Resident Perception of Political Influence
High Influence on Appointments of City Officials

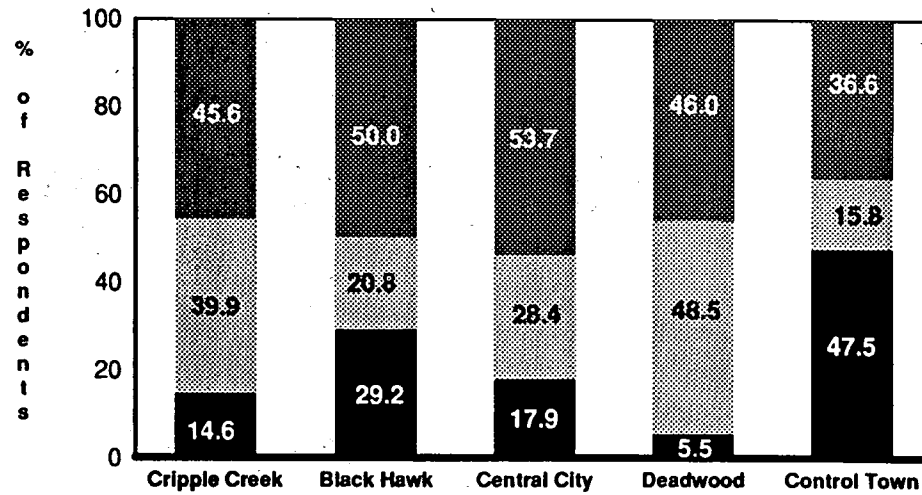


Resident Perception of Political Influence *High Influence on Appointments of City Officials*



* Residents Influence -- Total of 703 respondents.
Gambling Businesses Influence -- Total of 583 respondents.

Perceived Change in Influence Over Local Government Decisions



More
 No Change
 Less

binfluen.cch

Perceived Change in Influence Over Local Government Decisions

